




**MINUTES OF COUNTY FINANCES  
TREASURER'S REPORT**

IN THE MATTER OF COUNTY FINANCES  
IN THE HANDS OF  
MARY HORTON, TREASURER  
OF JACKSON COUNTY, TEXAS


COMMISSIONERS' COURT  
JACKSON COUNTY, TEXAS  
IN REGULAR SESSION  
JULY TERM 2018

IN ACCORDANCE with Section 114.026, Local Government Code, we, the undersigned, constituting the entire Commissioners' Court of said County, certify that on the 24th day of July 2018, at the Regular term of Court, we compared and examined the monthly report of Mary Horton, Treasurer of Jackson County, Texas, for June 2018, and finding the same correct, entered an order in the Minutes approving said report, which states total cash and other assets on hand as: \$9,127,694.15.

  
\_\_\_\_\_  
Dennis Simons, County Judge


  
\_\_\_\_\_  
Wayne Hunt, Commissioner Pct. #1

  
\_\_\_\_\_  
Wayne Bubela, Commissioner Pct. #2


  
\_\_\_\_\_  
Johnny E. Belicek, Commissioner Pct. #3

  
\_\_\_\_\_  
Dennis Karl, Commissioner Pct. #4

SWORN TO AND SUBSCRIBED BEFORE ME, by Dennis Simons, County Judge, and County Commissioners of said Jackson County, each respectively, on this the 24th day of July A.D., 2018.

  
\_\_\_\_\_  
Attest: Barbara Earl, County Clerk

FILED FOR RECORD THIS the 24th day of July A.D., 2018, and recorded on the 24th day of July A.D., 2018.

  
\_\_\_\_\_  
Barbara Earl, County Clerk and  
Ex-Officio Clerk of the Commissioners'  
Court in and for Jackson County, Texas

By: \_\_\_\_\_  
Deputy

		BEGINNING	TOTAL	TOTAL	ENDING	AVERAGE
		BALANCE	DEBITS	CREDITS	BALANCE	DAILY
						BALANCE
GENERAL						
10 -000-1020	CHANGE FUND/PETT	1,411.00	335.00	0.00	1,746.00	1,466.83
10 -000-1030	CASH IN BANK	33,213.32	617,172.19	621,133.76CR	29,251.75	48,279.58CR
10 -000-1034	CASH IN BANK -	6,417.71	8,317.42	6,163.71CR	8,571.42	4,231.19
10 -000-1040	CASH IN TEX POOL	251,243.14	373.94	0.00	251,617.08	251,255.60
10 -000-1042	CASH IN TEXAS CL	5,229,498.49	73,542.61	365,000.00CR	4,938,041.10	5,248,825.14
10 -000-1045	CASH IN T BILLS	0.00	0.00	0.00	0.00	0.00
10 -000-1046	CASH IN C.D.'S	17,994.02	29.48	0.00	18,023.50	18,013.67
10 -000-1051	CASH IN ESCROW-L	0.00	0.00	0.00	0.00	0.00
10 -000-1060	CASH IN MONEY MA	75,232.12	30.92	0.00	75,263.04	75,233.15
	FUND 10 TOTAL	<u>5,615,009.80</u>	<u>699,801.56</u>	<u>992,297.47CR</u>	<u>5,322,513.89</u>	<u>5,550,746.00</u>
PERMANENT IMPROVEMENT						
12 -000-1030	CASH IN BANK	79.69	0.02	0.00	79.71	79.69
12 -000-1040	CASH IN TEX POOL	0.00	0.00	0.00	0.00	0.00
12 -000-1042	CASH IN TEXAS CL	880,979.46	1,563.74	0.00	882,543.20	881,031.58
	FUND 12 TOTAL	<u>881,059.15</u>	<u>1,563.76</u>	<u>0.00</u>	<u>882,622.91</u>	<u>881,111.27</u>
COMMISSARY TELEPHONE						
15 -000-1030	CASH IN BANK	50,151.55	4,371.71	288.71CR	54,234.55	51,896.35
15 -000-1040	CASH IN TEXPOOL	0.00	0.00	0.00	0.00	0.00
15 -000-1042	CASH IN TEXAS CL	0.00	0.00	0.00	0.00	0.00
	FUND 15 TOTAL	<u>50,151.55</u>	<u>4,371.71</u>	<u>288.71CR</u>	<u>54,234.55</u>	<u>51,896.35</u>
DISTRICT ATTORNEY-HOT CHK						
17 -000-1030	CASH IN BANK	7,049.72	1,205.96	1,310.47CR	6,945.21	7,755.88
17 -000-1040	CASH IN TEX POOL	0.00	0.00	0.00	0.00	0.00
17 -000-1042	CASH IN TEXAS CL	0.00	0.00	0.00	0.00	0.00
	FUND 17 TOTAL	<u>7,049.72</u>	<u>1,205.96</u>	<u>1,310.47CR</u>	<u>6,945.21</u>	<u>7,755.88</u>
ELECTIONS ADMINISTRATION						
18 -000-1030	CASH IN BANK	1,630.75	0.00	0.00	1,630.75	1,630.75
18 -000-1042	CASH IN TEXAS CL	0.00	0.00	0.00	0.00	0.00
	FUND 18 TOTAL	<u>1,630.75</u>	<u>0.00</u>	<u>0.00</u>	<u>1,630.75</u>	<u>1,630.75</u>
FORFEITURE-DIST ATTORNEY						
19 -000-1030	CASH IN BANK	126.96	2,256.31	1,419.19CR	964.08	289.63

		BEGINNING BALANCE	TOTAL DEBITS	TOTAL CREDITS	ENDING BALANCE	AVERAGE DAILY BALANCE
19 -000-1040	CASH IN TEXPOOL	0.00	0.00	0.00	0.00	0.00
19 -000-1042	CASH IN TEXAS CL	244,833.47	433.36	2,000.00CR	243,266.83	244,181.25
	FUND 19 TOTAL	<u>244,960.43</u>	<u>2,689.67</u>	<u>3,419.19CR</u>	<u>244,230.91</u>	<u>244,470.88</u>
FORFEITURE-SHERIFF						
21 -000-1030	CASH IN BANK	5,322.64	1.29	201.74CR	5,122.19	5,229.88
21 -000-1040	CASH IN TEXPOOL	0.00	0.00	0.00	0.00	0.00
21 -000-1042	CASH IN TEXAS CL	50,488.34	89.64	0.00	50,577.98	50,491.33
	FUND 21 TOTAL	<u>55,810.98</u>	<u>90.93</u>	<u>201.74CR</u>	<u>55,700.17</u>	<u>55,721.21</u>
TECHNOLOGY FUND						
23 -000-1030	CASH IN BANK	6,793.85	717.39	1,875.00CR	5,636.24	6,720.23
23 -000-1040	CASH IN TEXPOOL	0.00	0.00	0.00	0.00	0.00
23 -000-1042	CASH IN TEXAS CL	0.00	0.00	0.00	0.00	0.00
	FUND 23 TOTAL	<u>6,793.85</u>	<u>717.39</u>	<u>1,875.00CR</u>	<u>5,636.24</u>	<u>6,720.23</u>
JUV PROB DISCRETIONARY						
24 -000-1030	CASH IN BANK	760.04	135.00	0.00	895.04	781.04
24 -000-1042	CASH IN TEXAS CL	0.00	0.00	0.00	0.00	0.00
	FUND 24 TOTAL	<u>760.04</u>	<u>135.00</u>	<u>0.00</u>	<u>895.04</u>	<u>781.04</u>
JUVENILE PROBATION GRANTS						
25 -000-1030	CASH IN BANK	21,640.36	22,465.29	13,927.06CR	30,178.59	21,473.43
25 -000-1040	CASH IN TEXPOOL	0.00	0.00	0.00	0.00	0.00
25 -000-1042	CASH IN TEXAS CL	0.00	0.00	0.00	0.00	0.00
	FUND 25 TOTAL	<u>21,640.36</u>	<u>22,465.29</u>	<u>13,927.06CR</u>	<u>30,178.59</u>	<u>21,473.43</u>
LAW LIBRARY						
26 -000-1030	CASH IN BANK	6,836.54	595.00	0.00	7,431.54	7,073.37
26 -000-1042	CASH IN TEXAS CL	0.00	0.00	0.00	0.00	0.00
	FUND 26 TOTAL	<u>6,836.54</u>	<u>595.00</u>	<u>0.00</u>	<u>7,431.54</u>	<u>7,073.37</u>
LEOSE-LAW ENF OFFICERS ED						
27 -000-1030	CASH IN BANK	6,902.46	0.00	0.00	6,902.46	6,902.46

		BEGINNING BALANCE	TOTAL DEBITS	TOTAL CREDITS	ENDING BALANCE	AVERAGE DAILY BALANCE
27 -000-1042	CASH IN TEXAS CL	0.00	0.00	0.00	0.00	0.00
	FUND 27 TOTAL	<u>6,902.46</u>	<u>0.00</u>	<u>0.00</u>	<u>6,902.46</u>	<u>6,902.46</u>
LIBRARY-MEMORIAL FUND						
28 -000-1030	CASH IN BANK	8,156.22	1,230.05	1,258.67CR	8,127.60	8,315.31
28 -000-1040	CASH IN TEXPOOL	0.00	0.00	0.00	0.00	0.00
28 -000-1042	CASH IN TEXAS CL	50,792.73	90.14	0.00	50,882.87	50,795.73
	FUND 28 TOTAL	<u>58,948.95</u>	<u>1,320.19</u>	<u>1,258.67CR</u>	<u>59,010.47</u>	<u>59,111.04</u>
RECORDS MGT- COUNTY CLERK						
29 -000-1030	CASH IN BANK	15,645.30	7,030.00	2,014.33CR	20,660.97	16,517.87
29 -000-1040	CASH IN TEXPOOL	0.00	0.00	0.00	0.00	0.00
29 -000-1042	CASH IN TEXAS CL	50,000.00	88.66	88.66CR	50,000.00	50,000.00
	FUND 29 TOTAL	<u>65,645.30</u>	<u>7,118.66</u>	<u>2,102.99CR</u>	<u>70,660.97</u>	<u>66,517.87</u>
RECORDS MGT - COUNTY						
30 -000-1030	CASH IN BANK	5,901.76	546.14	1.06CR	6,446.84	6,013.85
30 -000-1040	CASH IN TEXPOOL	0.00	0.00	0.00	0.00	0.00
30 -000-1042	CASH IN TEXAS CL	0.00	0.00	0.00	0.00	0.00
	FUND 30 TOTAL	<u>5,901.76</u>	<u>546.14</u>	<u>1.06CR</u>	<u>6,446.84</u>	<u>6,013.85</u>
RECORDS MGT - DIST CLERK						
31 -000-1030	CASH IN BANK	11,993.22	385.00	0.00	12,378.22	12,144.39
31 -000-1040	CASH IN TEXPOOL	0.00	0.00	0.00	0.00	0.00
31 -000-1042	CASH IN TEXAS CL	0.00	0.00	0.00	0.00	0.00
	FUND 31 TOTAL	<u>11,993.22</u>	<u>385.00</u>	<u>0.00</u>	<u>12,378.22</u>	<u>12,144.39</u>
SECURITY FUND						
32 -000-1030	CASH IN BANK	1,346.47	1,195.07	4,009.17CR	1,467.63CR	62.99
32 -000-1040	CASH IN TEXPOOL	0.00	0.00	0.00	0.00	0.00
32 -000-1042	CASH IN TEXAS CL	50,000.00	88.66	88.66CR	50,000.00	50,000.00
	FUND 32 TOTAL	<u>51,346.47</u>	<u>1,283.73</u>	<u>4,097.83CR</u>	<u>48,532.37</u>	<u>50,062.99</u>
CHILD ABUSE PREVENTION						
34 -000-1030	CASH IN BANK	42.50	50.00	0.00	92.50	62.67

		BEGINNING BALANCE	TOTAL DEBITS	TOTAL CREDITS	ENDING BALANCE	AVERAGE DAILY BALANCE
34 -000-1042	CASH IN TEXAS CL	0.00	0.00	0.00	0.00	0.00
	FUND 34 TOTAL	<u>42.50</u>	<u>50.00</u>	<u>0.00</u>	<u>92.50</u>	<u>62.67</u>
CHILD WELFARE						
35 -000-1030	CASH IN BANK	7,979.54	1.97	0.00	7,981.51	7,979.61
35 -000-1040	CASH IN TEXPOOL	0.00	0.00	0.00	0.00	0.00
35 -000-1042	CASH IN TEXAS CL	0.00	0.00	0.00	0.00	0.00
	FUND 35 TOTAL	<u>7,979.54</u>	<u>1.97</u>	<u>0.00</u>	<u>7,981.51</u>	<u>7,979.61</u>
HISTORICAL COMMISSION						
36 -000-1030	CASH IN BANK	2,117.34	0.52	0.00	2,117.86	2,117.36
36 -000-1040	CASH IN TEX POOL	0.00	0.00	0.00	0.00	0.00
36 -000-1042	CASH IN TEXAS CL	30,475.58	54.11	0.00	30,529.69	30,477.38
	FUND 36 TOTAL	<u>32,592.92</u>	<u>54.63</u>	<u>0.00</u>	<u>32,647.55</u>	<u>32,594.74</u>
MEDIATION FUND						
37 -000-1030	CASH IN BANK	1,450.00	0.00	0.00	1,450.00	1,450.00
37 -000-1042	CASH IN TEXAS CL	0.00	0.00	0.00	0.00	0.00
	FUND 37 TOTAL	<u>1,450.00</u>	<u>0.00</u>	<u>0.00</u>	<u>1,450.00</u>	<u>1,450.00</u>
BRIDGE REPLACEMENT						
39 -000-1030	CASH IN BANK	525.00	0.00	0.00	525.00	525.00
39 -000-1042	CASH IN TEXAS CL	156,530.33	277.85	0.00	156,808.18	156,539.59
	FUND 39 TOTAL	<u>157,055.33</u>	<u>277.85</u>	<u>0.00</u>	<u>157,333.18</u>	<u>157,064.59</u>
HIGHWAY						
40 -000-1030	CASH IN BANK	2,156.99	49,939.62	67,302.64CR	15,206.03CR	11,452.66CR
40 -000-1042	CASH IN TEXAS CL	0.00	0.00	0.00	0.00	0.00
	FUND 40 TOTAL	<u>2,156.99</u>	<u>49,939.62</u>	<u>67,302.64CR</u>	<u>15,206.03CR</u>	<u>11,452.66CR</u>
ROAD & BRIDGE GEN NO. 1						
41 -000-1030	CASH IN BANK	632.40	60,407.67	57,607.17CR	3,432.90	8,084.68CR
41 -000-1040	CASH IN TEX POOL	15,315.42	22.81	0.00	15,338.23	15,316.18
41 -000-1042	CASH IN TEXAS CL	204,727.89	327.27	60,000.00CR	145,055.16	184,738.80
	FUND 41 TOTAL	<u>220,675.71</u>	<u>60,757.75</u>	<u>117,607.17CR</u>	<u>163,826.29</u>	<u>191,970.30</u>

	BEGINNING BALANCE	TOTAL DEBITS	TOTAL CREDITS	ENDING BALANCE	AVERAGE DAILY BALANCE
ROAD & BRIDGE GEN NO. 2					
42 -000-1030 CASH IN BANK	1,013.98	40,214.42	37,561.35CR	3,667.05	2,844.24CR
42 -000-1040 CASH IN TEXPOOL	15,557.02	23.13	0.00	15,580.15	15,557.79
42 -000-1042 CASH IN TEXAS CL	223,587.08	372.81	40,000.00CR	183,959.89	210,266.17
FUND 42 TOTAL	240,158.08	40,610.36	77,561.35CR	203,207.09	222,979.72
ROAD & BRIDGE GEN NO. 3					
43 -000-1030 CASH IN BANK	704.16	45,000.00	41,758.64CR	3,945.52	5,106.80CR
43 -000-1040 CASH IN TEX POOL	24,453.32	36.39	0.00	24,489.71	24,454.53
43 -000-1042 CASH IN TEXAS CL	178,352.87	289.50	45,000.00CR	133,642.37	163,362.52
FUND 43 TOTAL	203,510.35	45,325.89	86,758.64CR	162,077.60	182,710.25
ROAD & BRIDGE GEN NO. 4					
44 -000-1030 CASH IN BANK	1,257.02	90,111.10	89,095.17CR	2,272.95	6,440.20CR
44 -000-1040 CASH IN TEX POOL	14,854.78	22.10	0.00	14,876.88	14,855.52
44 -000-1042 CASH IN TEXAS CL	431,079.39	711.01	90,000.00CR	341,790.40	401,103.09
FUND 44 TOTAL	447,191.19	90,844.21	179,095.17CR	358,940.23	409,518.41
ROAD & BRIDGE LATERAL RD					
45 -000-1030 CASH IN BANK	0.00	0.00	0.00	0.00	0.00
45 -000-1042 CASH IN TEXAS CL	0.00	0.00	0.00	0.00	0.00
FUND 45 TOTAL	0.00	0.00	0.00	0.00	0.00
PCT#1 EQUIPMENT REPLACMNT					
50 -000-1030 CASH IN BANK	1.54	0.00	0.00	1.54	1.54
50 -000-1040 CASH IN TEX POOL	0.00	0.00	0.00	0.00	0.00
50 -000-1042 CASH IN TEXAS CL	20.31	0.00	0.00	20.31	20.31
FUND 50 TOTAL	21.85	0.00	0.00	21.85	21.85
PCT#2 EQUIPMENT REPLACMNT					
51 -000-1030 CASH IN BANK	82.40	0.02	0.00	82.42	82.40
51 -000-1040 CASH IN TEX POOL	0.00	0.00	0.00	0.00	0.00
51 -000-1042 CASH IN TEXAS CL	32,416.44	57.53	0.00	32,473.97	32,418.36
FUND 51 TOTAL	32,498.84	57.55	0.00	32,556.39	32,500.76

	BEGINNING BALANCE	TOTAL DEBITS	TOTAL CREDITS	ENDING BALANCE	AVERAGE DAILY BALANCE
PCT#3 EQUIPMENT REPLACMNT					
52 -000-1030 CASH IN BANK	10.86	0.00	0.00	10.86	10.86
52 -000-1040 CASH IN TEX POOL	0.00	0.00	0.00	0.00	0.00
52 -000-1042 CASH IN TEXAS CL	3,058.98	5.42	0.00	3,064.40	3,059.16
FUND 52 TOTAL	<u>3,069.84</u>	<u>5.42</u>	<u>0.00</u>	<u>3,075.26</u>	<u>3,070.02</u>
PCT#4 EQUIPMENT REPLACMNT					
53 -000-1030 CASH IN BANK	340.83	2,400.00	2,725.14CR	15.69	585.01CR
53 -000-1040 CASH IN TEX POOL	0.00	0.00	0.00	0.00	0.00
53 -000-1042 CASH IN TEXAS CL	101,435.90	178.61	2,400.00CR	99,214.51	100,641.85
FUND 53 TOTAL	<u>101,776.73</u>	<u>2,578.61</u>	<u>5,125.14CR</u>	<u>99,230.20</u>	<u>100,056.84</u>
CONSTRUCTION GRANTS					
55 -000-1030 CASH IN BANK	0.00	0.00	0.00	0.00	0.00
55 -000-1042 CASH IN TEXAS CL	0.00	0.00	0.00	0.00	0.00
55 -000-1050 CASH-COMMUNITY A	0.00	0.00	0.00	0.00	0.00
FUND 55 TOTAL	<u>0.00</u>	<u>0.00</u>	<u>0.00</u>	<u>0.00</u>	<u>0.00</u>
MAURITZ CAMP FUND					
56 -000-1030 CASH IN BANK	0.00	0.00	0.00	0.00	0.00
56 -000-1040 CASH IN TEXPOOL	0.00	0.00	0.00	0.00	0.00
56 -000-1042 CASH IN TEXAS CL	0.00	0.00	0.00	0.00	0.00
FUND 56 TOTAL	<u>0.00</u>	<u>0.00</u>	<u>0.00</u>	<u>0.00</u>	<u>0.00</u>
ABANDONED MOTOR VEHICLE					
57 -000-1030 CASH IN BANK	3,521.16	0.00	275.81CR	3,245.35	3,346.48
57 -000-1040 CASH IN TEXPOOL	0.00	0.00	0.00	0.00	0.00
57 -000-1042 CASH IN TEXAS CL	0.00	0.00	0.00	0.00	0.00
57 -000-1055 CASH IN BANK - A	1,420.86	0.00	0.00	1,420.86	1,420.86
FUND 57 TOTAL	<u>4,942.02</u>	<u>0.00</u>	<u>275.81CR</u>	<u>4,666.21</u>	<u>4,767.34</u>
COASTAL PROTECTION					
72 -000-1030 CASH IN BANK	264,435.28	52.17	264,000.00CR	487.45	211,637.02
72 -000-1042 CASH IN TEXAS CL	0.00	264,079.76	0.00	264,079.76	52,802.66
FUND 72 TOTAL	<u>264,435.28</u>	<u>264,131.93</u>	<u>264,000.00CR</u>	<u>264,567.21</u>	<u>264,439.68</u>

	BEGINNING BALANCE	TOTAL DEBITS	TOTAL CREDITS	ENDING BALANCE	AVERAGE DAILY BALANCE	
AIRPORT						
80 -000-1030	CASH IN BANK	7,698.18	1,002.09	0.00	8,700.27	8,498.25
80 -000-1032	CLEARING	0.00	0.00	0.00	0.00	0.00
80 -000-1040	CASH IN TEXPOOL	0.00	0.00	0.00	0.00	0.00
80 -000-1042	CASH IN TEXAS CL	0.00	0.00	0.00	0.00	0.00
FUND 80	TOTAL	<u>7,698.18</u>	<u>1,002.09</u>	<u>0.00</u>	<u>8,700.27</u>	<u>8,498.25</u>
JAIL COMMISSARY						
81 -000-1030	CASH IN BANK	3,023.22CR	1,374.14	15.55CR	1,664.63CR	2,292.86CR
81 -000-1040	CASH IN TEXPOOL	0.00	0.00	0.00	0.00	0.00
81 -000-1042	CASH IN TEXAS CL	0.00	0.00	0.00	0.00	0.00
FUND 81	TOTAL	<u>3,023.22CR</u>	<u>1,374.14</u>	<u>15.55CR</u>	<u>1,664.63CR</u>	<u>2,292.86CR</u>
STATE FEES						
88 -000-1030	CASH IN BANK	76,620.98	30,925.61	19,919.68CR	87,626.91	85,811.69
88 -000-1042	CASH IN TEXAS CL	0.00	0.00	0.00	0.00	0.00
FUND 88	TOTAL	<u>76,620.98</u>	<u>30,925.61</u>	<u>19,919.68CR</u>	<u>87,626.91</u>	<u>85,811.69</u>
TRUST INVESTMENT						
89 -000-1020	CASH- WILBREEZE	0.00	0.00	0.00	0.00	0.00
89 -000-1030	CASH IN BANK	0.00	0.00	0.00	0.00	0.00
89 -000-1040	CASH IN TEXPOOL	37,563.94	56.01	0.00	37,619.95	37,565.81
89 -000-1042	CASH IN TEXAS CL	3,472.57	6.16	0.00	3,478.73	3,472.78
89 -000-1060	CASH IN BANK - M	0.00	0.00	0.00	0.00	0.00
FUND 89	TOTAL	<u>41,036.51</u>	<u>62.17</u>	<u>0.00</u>	<u>41,098.68</u>	<u>41,038.59</u>
DISTRICT CLERK RESRV ACCT						
90 -000-1030	CASH IN BANK	134,658.95	565,146.80	565,291.00CR	134,514.75	153,523.18
90 -000-1035	CASH IN BANK - N	0.00	565,000.00	0.00	565,000.00	320,166.67
90 -000-1040	CASH IN TEXPOOL	0.00	0.00	0.00	0.00	0.00
90 -000-1042	CASH IN TEXAS CL	0.00	0.00	0.00	0.00	0.00
FUND 90	TOTAL	<u>134,658.95</u>	<u>1,130,146.80</u>	<u>565,291.00CR</u>	<u>699,514.75</u>	<u>473,689.85</u>
FLOOD CONTROL - JC DRAIN						
92 -000-1030	CASH IN BANK	0.00	10,784.99	10,784.99CR	0.00	7,549.49
92 -000-1040	CASH IN TEXPOOL	0.00	0.00	0.00	0.00	0.00



	BEGINNING BALANCE	TOTAL DEBITS	TOTAL CREDITS	ENDING BALANCE	AVERAGE DAILY BALANCE
92 -000-1042 CASH IN TEXAS CL	0.00	0.00	0.00	0.00	0.00
FUND 92 TOTAL	<u>0.00</u>	<u>10,784.99</u>	<u>10,784.99CR</u>	<u>0.00</u>	<u>7,549.49</u>
REPORT TOTALS	<u>9,068,989.90</u>	<u>2,473,221.58</u>	<u>2,414,517.33CR</u>	<u>9,127,694.15</u>	<u>9,244,162.14</u>

<b><u>INVESTMENTS</u></b>		<b>05/31/2018</b>					<b>06/30/2018</b>	
<b>TexPool</b>		<b>ACC'T #</b>	<b>BALANCE</b>	<b>INTEREST</b>	<b>DEPOSIT</b>	<b>WITHDRAW</b>	<b>BALANCE</b>	
<b>FUND</b>	<b>NAME</b>							
41	Road & Bridge Precinct #1	1100	15,315.42	22.81			15,338.23	
42	Road & Bridge Precinct #2	1200	15,557.02	23.13			15,580.15	
43	Road & Bridge Precinct #3	1300	24,453.32	36.39			24,489.71	
44	Road & Bridge Precinct #4	1400	14,854.78	22.10			14,876.88	
10	General	1500	251,243.14	373.94			251,617.08	
89	Rojas Seizure	7210	11,121.82	16.58			11,138.40	
89	Cuellar Seizure	7326	9,697.25	14.44			9,711.69	
89	Binning Heirs Trust Cause #4563	7406	2,265.89	3.39			2,269.28	
89	Cordele Church & Cemetery	7502	5,770.98	8.61			5,779.59	
89	Callis Receivership	7504	8,708.00	12.99			8,720.99	
<b>TOTAL IN TEXPOOL</b>			<b>358,987.62</b>	<b>534.38</b>	<b>0.00</b>	<b>0.00</b>	<b>359,522.00</b>	
Standard & Poor Global rating			AAAm				AAAm	
AVERAGE INTEREST RATE			1.7159%				1.8110%	
<b>Texas CLASS</b>								
10	General	0001	5,229,498.49	9,315.02	64,227.59	365,000.00	4,938,041.10	
12	Permanent Improvement	0012	880,979.46	1,563.74			882,543.20	
19	Forfeiture - District Attorney	0019	244,833.47	433.36		2,000.00	243,266.83	
21	Forfeiture - Sheriff	0021	50,488.34	89.64			50,577.98	
28	Library - Memorial Fund	0028	50,792.73	90.14			50,882.87	
29	Records Management - County Clerk	0029	50,000.00	88.66		88.66	50,000.00	
32	Security	0032	50,000.00	88.66		88.66	50,000.00	
36	Historical Commission	0036	30,475.58	54.11			30,529.69	
39	Bridge Replacement	0039	156,530.33	277.85			156,808.18	
41	Road & Bridge Precinct #1	0041	204,727.89	327.27		60,000.00	145,055.16	
42	Road & Bridge Precinct #2	0042	223,587.08	372.81		40,000.00	183,959.89	
43	Road & Bridge Precinct #3	0043	178,352.87	289.50		45,000.00	133,642.37	
44	Road & Bridge Precinct #4	0044	431,079.39	711.01		90,000.00	341,790.40	
50	Road & Bridge Precinct #1 Equipment Replacement	0050	20.31				20.31	
51	Road & Bridge Precinct #2 Equipment Replacement	0051	32,416.44	57.53			32,473.97	

<b><u>INVESTMENTS</u></b>		<b>05/31/2018</b>					<b>06/30/2018</b>	
<b>TexPool</b>								
<b>FUND</b>	<b>NAME</b>	<b>ACC'T #</b>	<b>BALANCE</b>	<b>INTEREST</b>	<b>DEPOSIT</b>	<b>WITHDRAW</b>	<b>BALANCE</b>	
52	Road & Bridge Precinct #3 Equipment Replacement	0052	3,058.98	5.42			3,064.40	
53	Road & Bridge Precinct #4 Equipment Replacement	0053	101,435.90	178.61		2,400.00	99,214.51	
72	Coastal Impact Assistance	0072	0.00	79.76	264,000.00		264,079.76	
89	S. McGinnis DA Seizure	0189	3,472.57	6.16			3,478.73	
<b>TOTAL IN TEXAS CLASS</b>			<b>7,921,749.83</b>	<b>14,029.25</b>	<b>328,227.59</b>	<b>604,577.32</b>	<b>7,659,429.35</b>	
Standard & Poor Global rating			AAAm		AAAm			
AVERAGE INTEREST RATE			2.0600%		2.1600%			
10	<b>Transfer Station Certificate of Deposit</b>	<b>Prosperity</b>	<b>17,994.02</b>	<b>29.48</b>				
INTEREST RATE			0.6500%		0.7500%			
10	<b>Depository Money Market</b>	<b>Prosperity</b>	<b>75,232.12</b>	<b>30.92</b>				
AVERAGE INTEREST RATE			0.4600%		0.5000%			
<b>Depository Bank Account Interest</b>		<b>Prosperity</b>			<b>192.64</b>			
<b>Cafeteria (Flexible Spending) Account</b>		<b>Prosperity</b>	<b>20,377.31</b>			<b>2,943.26</b>	<b>17,434.05</b>	

This report is presented in accordance with provisions of Texas Government Code §2256.023, the Public Funds Investment Act. The investments held in the Jackson County portfolio comply with the Public Funds Investment Act and the County's investment policy and strategies.

This report is true and correct to the best of my knowledge and belief according to the records of this office.



Mary Horton, CCT, CIO