




**MINUTES OF COUNTY FINANCES  
TREASURER'S REPORT**

IN THE MATTER OF COUNTY FINANCES  
IN THE HANDS OF  
MARY HORTON, TREASURER  
OF JACKSON COUNTY, TEXAS

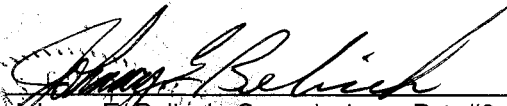
COMMISSIONERS' COURT  
JACKSON COUNTY, TEXAS  
IN REGULAR SESSION  
SEPTEMBER TERM 2017

IN ACCORDANCE with Section 114.026, Local Government Code, we, the undersigned, constituting the entire Commissioners' Court of said County, certify that on the 25th day of September 2017, at the Regular term of Court, we compared and examined the monthly report of Mary Horton, Treasurer of Jackson County, Texas, for August 2017, and finding the same correct, entered an order in the Minutes approving said report, which states total cash and other assets on hand as: \$6,630,856.27.


  
Dennis Simons, County Judge

  
Wayne Hunt, Commissioner Pct. #1


  
Wayne Dubela, Commissioner Pct. #2

  
Johnny E. Belicek, Commissioner Pct. #3


  
Dennis Karl, Commissioner Pct. #4



SWORN TO AND SUBSCRIBED BEFORE ME, by Dennis Simons, County Judge, and County Commissioners of said Jackson County, each respectively, on this the 25th day of September A.D., 2017.

  
Attest: Barbara Earl, County Clerk

FILED FOR RECORD THIS the 25th day of September A.D., 2017, and recorded on the 25th day of September A.D., 2017.

  
Barbara Earl, County Clerk and  
Ex-Officio Clerk of the Commissioners'  
Court in and for Jackson County, Texas

By: \_\_\_\_\_  
Deputy

		BEGINNING	TOTAL	TOTAL	ENDING	AVERAGE
		BALANCE	DEBITS	CREDITS	BALANCE	DAILY
						BALANCE
GENERAL						
10 -000-1020	CHANGE FUND/PETT	1,911.00	0.00	500.00CR	1,411.00	1,459.39
10 -000-1030	CASH IN BANK	15,381.88	639,015.95	645,608.77CR	8,789.06	140,856.59CR
10 -000-1034	CASH IN BANK -	9,733.21	7,819.60	9,386.21CR	8,166.60	4,788.69
10 -000-1040	CASH IN TEX POOL	248,577.28	210.89	0.00	248,788.17	248,584.08
10 -000-1042	CASH IN TEXAS CL	4,113,765.90	4,366.24	369,000.00CR	3,749,132.14	4,102,003.52
10 -000-1045	CASH IN T BILLS	0.00	0.00	0.00	0.00	0.00
10 -000-1046	CASH IN C.D.'S	17,906.82	0.00	0.00	17,906.82	17,906.82
10 -000-1051	CASH IN ESCROW-L	1,460.02	0.00	5.00CR	1,455.02	1,457.44
10 -000-1060	CASH IN MONEY MA	43,028.63	14.62	0.00	43,043.25	43,029.10
FUND 10	TOTAL	4,451,764.74	651,427.30	1,024,499.98CR	4,078,692.06	4,278,372.45
PERMANENT IMPROVEMENT						
12 -000-1030	CASH IN BANK	91.73	0.03	0.00	91.76	91.73
12 -000-1040	CASH IN TEX POOL	0.00	0.00	0.00	0.00	0.00
12 -000-1042	CASH IN TEXAS CL	981,183.55	1,022.55	0.00	982,206.10	981,216.54
FUND 12	TOTAL	981,275.28	1,022.58	0.00	982,297.86	981,308.27
COMMISSARY TELEPHONE						
15 -000-1030	CASH IN BANK	58,450.14	2,970.92	34,248.64CR	27,172.42	39,891.65
15 -000-1040	CASH IN TEXPOOL	0.00	0.00	0.00	0.00	0.00
15 -000-1042	CASH IN TEXAS CL	0.00	0.00	0.00	0.00	0.00
FUND 15	TOTAL	58,450.14	2,970.92	34,248.64CR	27,172.42	39,891.65
DISTRICT ATTORNEY-HOT CHK						
17 -000-1030	CASH IN BANK	7,001.22	1,375.55	1,899.28CR	6,477.49	7,510.49
17 -000-1040	CASH IN TEX POOL	0.00	0.00	0.00	0.00	0.00
17 -000-1042	CASH IN TEXAS CL	0.00	0.00	0.00	0.00	0.00
FUND 17	TOTAL	7,001.22	1,375.55	1,899.28CR	6,477.49	7,510.49
ELECTIONS ADMINISTRATION						
18 -000-1030	CASH IN BANK	1,630.75	0.00	0.00	1,630.75	1,630.75
18 -000-1042	CASH IN TEXAS CL	0.00	0.00	0.00	0.00	0.00
FUND 18	TOTAL	1,630.75	0.00	0.00	1,630.75	1,630.75
FORFEITURE-DIST ATTORNEY						
19 -000-1030	CASH IN BANK	24,305.88	7.56	1,719.63CR	22,593.81	23,302.30

		BEGINNING	TOTAL	TOTAL	ENDING	AVERAGE
		BALANCE	DEBITS	CREDITS	BALANCE	DAILY
						BALANCE
19 -000-1040	CASH IN TEXPOOL	0.00	0.00	0.00	0.00	0.00
19 -000-1042	CASH IN TEXAS CL	230,677.17	240.38	0.00	230,917.55	230,684.92
FUND 19 TOTAL		254,983.05	247.94	1,719.63CR	253,511.36	253,987.22
FORFEITURE-SHERIFF						
21 -000-1030	CASH IN BANK	48,386.28	15.63	681.99CR	47,719.92	48,202.93
21 -000-1040	CASH IN TEXPOOL	0.00	0.00	0.00	0.00	0.00
21 -000-1042	CASH IN TEXAS CL	0.00	0.00	0.00	0.00	0.00
FUND 21 TOTAL		48,386.28	15.63	681.99CR	47,719.92	48,202.93
TECHNOLOGY FUND						
23 -000-1030	CASH IN BANK	2,830.61	538.16	0.00	3,368.77	3,034.45
23 -000-1040	CASH IN TEXPOOL	0.00	0.00	0.00	0.00	0.00
23 -000-1042	CASH IN TEXAS CL	0.00	0.00	0.00	0.00	0.00
FUND 23 TOTAL		2,830.61	538.16	0.00	3,368.77	3,034.45
JUV PROB DISCRETIONARY						
24 -000-1030	CASH IN BANK	1,360.04	105.00	1,000.00CR	465.04	867.94
24 -000-1042	CASH IN TEXAS CL	0.00	0.00	0.00	0.00	0.00
FUND 24 TOTAL		1,360.04	105.00	1,000.00CR	465.04	867.94
JUVENILE PROBATION GRANTS						
25 -000-1030	CASH IN BANK	22,149.47	5.11	10,665.00CR	11,489.58	15,752.80
25 -000-1040	CASH IN TEXPOOL	0.00	0.00	0.00	0.00	0.00
25 -000-1042	CASH IN TEXAS CL	0.00	0.00	0.00	0.00	0.00
FUND 25 TOTAL		22,149.47	5.11	10,665.00CR	11,489.58	15,752.80
LAW LIBRARY						
26 -000-1030	CASH IN BANK	4,824.01	665.00	869.22CR	4,619.79	4,769.61
26 -000-1042	CASH IN TEXAS CL	0.00	0.00	0.00	0.00	0.00
FUND 26 TOTAL		4,824.01	665.00	869.22CR	4,619.79	4,769.61
LEOSE-LAW ENF OFFICERS ED						
27 -000-1030	CASH IN BANK	3,424.09	0.00	0.00	3,424.09	3,424.09

		BEGINNING BALANCE	TOTAL DEBITS	TOTAL CREDITS	ENDING BALANCE	AVERAGE DAILY BALANCE
27 -000-1042	CASH IN TEXAS CL	0.00	0.00	0.00	0.00	0.00
	FUND 27 TOTAL	<u>3,424.09</u>	<u>0.00</u>	<u>0.00</u>	<u>3,424.09</u>	<u>3,424.09</u>
LIBRARY-MEMORIAL FUND						
28 -000-1030	CASH IN BANK	8,089.12	221.59	527.66CR	7,783.05	7,992.70
28 -000-1040	CASH IN TEXPOOL	0.00	0.00	0.00	0.00	0.00
28 -000-1042	CASH IN TEXAS CL	50,147.19	52.25	0.00	50,199.44	50,148.88
	FUND 28 TOTAL	<u>58,236.31</u>	<u>273.84</u>	<u>527.66CR</u>	<u>57,982.49</u>	<u>58,141.58</u>
RECORDS MGT- COUNTY CLERK						
29 -000-1030	CASH IN BANK	17,164.73	4,630.00	1,813.55CR	19,981.18	17,882.19
29 -000-1040	CASH IN TEXPOOL	0.00	0.00	0.00	0.00	0.00
29 -000-1042	CASH IN TEXAS CL	50,000.00	52.08	52.08CR	50,000.00	50,000.00
	FUND 29 TOTAL	<u>67,164.73</u>	<u>4,682.08</u>	<u>1,865.63CR</u>	<u>69,981.18</u>	<u>67,882.19</u>
RECORDS MGT - COUNTY						
30 -000-1030	CASH IN BANK	6,002.44	726.04	82.96CR	6,645.52	6,059.68
30 -000-1040	CASH IN TEXPOOL	0.00	0.00	0.00	0.00	0.00
30 -000-1042	CASH IN TEXAS CL	0.00	0.00	0.00	0.00	0.00
	FUND 30 TOTAL	<u>6,002.44</u>	<u>726.04</u>	<u>82.96CR</u>	<u>6,645.52</u>	<u>6,059.68</u>
RECORDS MGT - DIST CLERK						
31 -000-1030	CASH IN BANK	10,064.71	444.00	0.00	10,508.71	10,221.29
31 -000-1040	CASH IN TEXPOOL	0.00	0.00	0.00	0.00	0.00
31 -000-1042	CASH IN TEXAS CL	0.00	0.00	0.00	0.00	0.00
	FUND 31 TOTAL	<u>10,064.71</u>	<u>444.00</u>	<u>0.00</u>	<u>10,508.71</u>	<u>10,221.29</u>
SECURITY FUND						
32 -000-1030	CASH IN BANK	6,597.11	879.96	919.80CR	6,557.27	6,333.49
32 -000-1040	CASH IN TEXPOOL	0.00	0.00	0.00	0.00	0.00
32 -000-1042	CASH IN TEXAS CL	50,000.00	52.08	52.08CR	50,000.00	50,000.00
	FUND 32 TOTAL	<u>56,597.11</u>	<u>932.04</u>	<u>971.88CR</u>	<u>56,557.27</u>	<u>56,333.49</u>
CHILD ABUSE PREVENTION						
34 -000-1030	CASH IN BANK	351.84	77.00	0.00	428.84	371.26

		BEGINNING	TOTAL	TOTAL	ENDING	AVERAGE
		BALANCE	DEBITS	CREDITS	BALANCE	DAILY
						BALANCE
34 -000-1042	CASH IN TEXAS CL	0.00	0.00	0.00	0.00	0.00
	FUND 34 TOTAL	<u>351.84</u>	<u>77.00</u>	<u>0.00</u>	<u>428.84</u>	<u>371.26</u>
CHILD WELFARE						
35 -000-1030	CASH IN BANK	8,929.13	2.90	0.00	8,932.03	8,929.22
35 -000-1040	CASH IN TEXPOOL	0.00	0.00	0.00	0.00	0.00
35 -000-1042	CASH IN TEXAS CL	0.00	0.00	0.00	0.00	0.00
	FUND 35 TOTAL	<u>8,929.13</u>	<u>2.90</u>	<u>0.00</u>	<u>8,932.03</u>	<u>8,929.22</u>
HISTORICAL COMMISSION						
36 -000-1030	CASH IN BANK	2,227.10	0.72	0.00	2,227.82	2,227.12
36 -000-1040	CASH IN TEX POOL	0.00	0.00	0.00	0.00	0.00
36 -000-1042	CASH IN TEXAS CL	30,088.30	31.37	0.00	30,119.67	30,089.31
	FUND 36 TOTAL	<u>32,315.40</u>	<u>32.09</u>	<u>0.00</u>	<u>32,347.49</u>	<u>32,316.43</u>
MEDIATION FUND						
37 -000-1030	CASH IN BANK	1,450.00	0.00	0.00	1,450.00	1,450.00
37 -000-1042	CASH IN TEXAS CL	0.00	0.00	0.00	0.00	0.00
	FUND 37 TOTAL	<u>1,450.00</u>	<u>0.00</u>	<u>0.00</u>	<u>1,450.00</u>	<u>1,450.00</u>
BRIDGE REPLACEMENT						
39 -000-1030	CASH IN BANK	105,525.00	0.00	0.00	105,525.00	105,525.00
39 -000-1042	CASH IN TEXAS CL	0.00	0.00	0.00	0.00	0.00
	FUND 39 TOTAL	<u>105,525.00</u>	<u>0.00</u>	<u>0.00</u>	<u>105,525.00</u>	<u>105,525.00</u>
HIGHWAY						
40 -000-1030	CASH IN BANK	10,492.22	17,899.00	12,291.25CR	16,099.97	15,246.95
40 -000-1042	CASH IN TEXAS CL	0.00	0.00	0.00	0.00	0.00
	FUND 40 TOTAL	<u>10,492.22</u>	<u>17,899.00</u>	<u>12,291.25CR</u>	<u>16,099.97</u>	<u>15,246.95</u>
ROAD & BRIDGE GEN NO. 1						
41 -000-1030	CASH IN BANK	600.50	33,000.00	35,352.01CR	1,751.51CR	18,175.78CR
41 -000-1040	CASH IN TEX POOL	15,152.79	12.90	0.00	15,165.69	15,153.21
41 -000-1042	CASH IN TEXAS CL	86,294.05	87.68	33,000.00CR	53,381.73	85,232.36
	FUND 41 TOTAL	<u>102,047.34</u>	<u>33,100.58</u>	<u>68,352.01CR</u>	<u>66,795.91</u>	<u>82,209.79</u>

		BEGINNING BALANCE	TOTAL DEBITS	TOTAL CREDITS	ENDING BALANCE	AVERAGE DAILY BALANCE
ROAD & BRIDGE GEN NO. 2						
42 -000-1030	CASH IN BANK	790.31	47,700.00	48,182.56CR	307.75	9,399.98CR
42 -000-1040	CASH IN TEXPOOL	15,392.00	13.03	0.00	15,405.03	15,392.42
42 -000-1042	CASH IN TEXAS CL	115,493.25	118.45	28,000.00CR	87,611.70	114,593.85
FUND 42	TOTAL	131,675.56	47,831.48	76,182.56CR	103,324.48	120,586.29
ROAD & BRIDGE GEN NO. 3						
43 -000-1030	CASH IN BANK	250.52	45,428.25	35,171.71CR	10,507.06	13,892.90CR
43 -000-1040	CASH IN TEX POOL	24,193.77	20.58	0.00	24,214.35	24,194.43
43 -000-1042	CASH IN TEXAS CL	94,294.31	95.90	35,000.00CR	59,390.21	93,168.37
FUND 43	TOTAL	118,738.60	45,544.73	70,171.71CR	94,111.62	103,469.90
ROAD & BRIDGE GEN NO. 4						
44 -000-1030	CASH IN BANK	1,442.37	32,500.00	37,646.39CR	3,704.02CR	17,017.71CR
44 -000-1040	CASH IN TEX POOL	14,697.17	12.42	0.00	14,709.59	14,697.57
44 -000-1042	CASH IN TEXAS CL	177,874.43	183.18	32,000.00CR	146,057.61	176,848.08
FUND 44	TOTAL	194,013.97	32,695.60	69,646.39CR	157,063.18	174,527.94
ROAD & BRIDGE LATERAL RD						
45 -000-1030	CASH IN BANK	5,240.38	0.00	0.00	5,240.38	5,240.38
45 -000-1042	CASH IN TEXAS CL	0.00	0.00	0.00	0.00	0.00
FUND 45	TOTAL	5,240.38	0.00	0.00	5,240.38	5,240.38
PCT#1 EQUIPMENT REPLACMNT						
50 -000-1030	CASH IN BANK	1,914.21	0.62	0.00	1,914.83	1,914.23
50 -000-1040	CASH IN TEX POOL	0.00	0.00	0.00	0.00	0.00
50 -000-1042	CASH IN TEXAS CL	0.00	0.00	0.00	0.00	0.00
FUND 50	TOTAL	1,914.21	0.62	0.00	1,914.83	1,914.23
PCT#2 EQUIPMENT REPLACMNT						
51 -000-1030	CASH IN BANK	29,889.83	9.61	438.64CR	29,460.80	29,635.45
51 -000-1040	CASH IN TEX POOL	0.00	0.00	0.00	0.00	0.00
51 -000-1042	CASH IN TEXAS CL	0.00	0.00	0.00	0.00	0.00
FUND 51	TOTAL	29,889.83	9.61	438.64CR	29,460.80	29,635.45

		BEGINNING	TOTAL	TOTAL	ENDING	AVERAGE
		BALANCE	DEBITS	CREDITS	BALANCE	DAILY
						BALANCE
PCT#3 EQUIPMENT REPLACMNT						
52 -000-1030	CASH IN BANK	30,242.38	9.81	0.00	30,252.19	30,242.70
52 -000-1040	CASH IN TEX POOL	0.00	0.00	0.00	0.00	0.00
52 -000-1042	CASH IN TEXAS CL	0.00	0.00	0.00	0.00	0.00
FUND 52	TOTAL	30,242.38	9.81	0.00	30,252.19	30,242.70
PCT#4 EQUIPMENT REPLACMNT						
53 -000-1030	CASH IN BANK	5,334.09	1.73	0.00	5,335.82	5,334.15
53 -000-1040	CASH IN TEX POOL	0.00	0.00	0.00	0.00	0.00
53 -000-1042	CASH IN TEXAS CL	75,220.83	78.39	0.00	75,299.22	75,223.36
FUND 53	TOTAL	80,554.92	80.12	0.00	80,635.04	80,557.51
CONSTRUCTION GRANTS						
55 -000-1030	CASH IN BANK	0.00	0.00	0.00	0.00	0.00
55 -000-1042	CASH IN TEXAS CL	0.00	0.00	0.00	0.00	0.00
55 -000-1050	CASH-COMMUNITY A	0.00	0.00	0.00	0.00	0.00
FUND 55	TOTAL	0.00	0.00	0.00	0.00	0.00
MAURITZ CAMP FUND						
56 -000-1030	CASH IN BANK	0.00	0.00	0.00	0.00	0.00
56 -000-1040	CASH IN TEXPOOL	0.00	0.00	0.00	0.00	0.00
56 -000-1042	CASH IN TEXAS CL	0.00	0.00	0.00	0.00	0.00
FUND 56	TOTAL	0.00	0.00	0.00	0.00	0.00
ABANDONED MOTOR VEHICLE						
57 -000-1030	CASH IN BANK	4,410.14	0.00	547.55CR	3,862.59	4,156.09
57 -000-1040	CASH IN TEXPOOL	0.00	0.00	0.00	0.00	0.00
57 -000-1042	CASH IN TEXAS CL	0.00	0.00	0.00	0.00	0.00
57 -000-1055	CASH IN BANK - A	2,443.35	0.00	0.00	2,443.35	2,443.35
FUND 57	TOTAL	6,853.49	0.00	547.55CR	6,305.94	6,599.44
COASTAL IMPCT ASSISTANCE						
72 -000-1030	CASH IN BANK	768.69	4,800.00	2,798.98CR	2,769.71	562.37
72 -000-1042	CASH IN TEXAS CL	0.00	0.00	0.00	0.00	0.00
FUND 72	TOTAL	768.69	4,800.00	2,798.98CR	2,769.71	562.37

		BEGINNING	TOTAL	TOTAL	ENDING	AVERAGE
		BALANCE	DEBITS	CREDITS	BALANCE	DAILY
						BALANCE
<b>AIRPORT</b>						
80 -000-1030	CASH IN BANK	5,022.41	1.63	0.00	5,024.04	5,022.46
80 -000-1032	CLEARING	0.00	0.00	0.00	0.00	0.00
80 -000-1040	CASH IN TEXPOOL	0.00	0.00	0.00	0.00	0.00
80 -000-1042	CASH IN TEXAS CL	0.00	0.00	0.00	0.00	0.00
	<b>FUND 80 TOTAL</b>	<b>5,022.41</b>	<b>1.63</b>	<b>0.00</b>	<b>5,024.04</b>	<b>5,022.46</b>
<b>JAIL COMMISSARY</b>						
81 -000-1030	CASH IN BANK	252.06	0.06	38.70CR	213.42	247.07
81 -000-1040	CASH IN TEXPOOL	0.00	0.00	0.00	0.00	0.00
81 -000-1042	CASH IN TEXAS CL	0.00	0.00	0.00	0.00	0.00
	<b>FUND 81 TOTAL</b>	<b>252.06</b>	<b>0.06</b>	<b>38.70CR</b>	<b>213.42</b>	<b>247.07</b>
<b>STATE FEES</b>						
88 -000-1030	CASH IN BANK	40,537.58	26,122.51	9,912.04CR	56,748.05	48,634.32
88 -000-1042	CASH IN TEXAS CL	0.00	0.00	0.00	0.00	0.00
	<b>FUND 88 TOTAL</b>	<b>40,537.58</b>	<b>26,122.51</b>	<b>9,912.04CR</b>	<b>56,748.05</b>	<b>48,634.32</b>
<b>TRUST INVESTMENT</b>						
89 -000-1020	CASH- WILBREEZE	0.00	0.00	0.00	0.00	0.00
89 -000-1030	CASH IN BANK	0.00	0.00	0.00	0.00	0.00
89 -000-1040	CASH IN TEXPOOL	53,102.09	44.90	0.00	53,146.99	53,103.54
89 -000-1042	CASH IN TEXAS CL	0.00	0.00	0.00	0.00	0.00
89 -000-1060	CASH IN BANK - M	3,203.28	1.09	0.00	3,204.37	3,203.32
	<b>FUND 89 TOTAL</b>	<b>56,305.37</b>	<b>45.99</b>	<b>0.00</b>	<b>56,351.36</b>	<b>56,306.86</b>
<b>DISTRICT CLERK RESRV ACCT</b>						
90 -000-1030	CASH IN BANK	146,940.61	583.78	206.70CR	147,317.69	147,136.77
90 -000-1040	CASH IN TEXPOOL	0.00	0.00	0.00	0.00	0.00
90 -000-1042	CASH IN TEXAS CL	0.00	0.00	0.00	0.00	0.00
	<b>FUND 90 TOTAL</b>	<b>146,940.61</b>	<b>583.78</b>	<b>206.70CR</b>	<b>147,317.69</b>	<b>147,136.77</b>
<b>CNTYWIDE DRAINAGE DIST</b>						
92 -000-1030	CASH IN BANK	0.00	6,268.94	6,268.94CR	0.00	2,022.24
92 -000-1040	CASH IN TEXPOOL	0.00	0.00	0.00	0.00	0.00
92 -000-1042	CASH IN TEXAS CL	0.00	0.00	0.00	0.00	0.00
	<b>FUND 92 TOTAL</b>	<b>0.00</b>	<b>6,268.94</b>	<b>6,268.94CR</b>	<b>0.00</b>	<b>2,022.24</b>
	<b>REPORT TOTALS</b>	<b>7,146,205.97</b>	<b>880,537.64</b>	<b>1,395,887.34CR</b>	<b>6,630,856.27</b>	<b>6,896,145.46</b>



# Pledge Security Listing

August 31, 2017

EL CAMPO, TX

ID	CUSIP	Description	Safekeeping Location	Safekeeping Receipt	Coupon	Maturity Date	Call Date	Moody	S&P	Fitch	ASC 320	Face Amount	Current Par	Current Book Value	Market Value	Gain(Loss)
<b>JACKSON COUNTY</b>																
863	31335HQ30	FHLMC C90474	FHLB	xxx	7.00	08/01/2021		AAA	AA+	AAA	HTM	1,000,000	4,598.80	4,598.90	4,782.75	183.85
1115	31400EFU9	FNMA 685179	FHLB	xxx	5.00	03/01/2018		AAA	AA+	AAA	HTM	9,500,000	26,884.24	26,884.24	26,945.92	61.68
2047	3128MBNA1	FHLMC G12885	FHLB	x	5.00	06/01/2021		AAA	AA+	AAA	HTM	8,737,000	280,424.85	280,421.52	290,394.01	9,972.49
2412	3128MBTJ6	FHLMC G13053	FHLB	x	4.50	04/01/2023		AAA	AA+	AAA	HTM	13,200,000	448,499.96	449,070.22	471,710.07	22,639.85
2493	31417ADJ5	FNMA AB3704	FHLB	x	3.00	10/01/2021		AAA	AA+	AAA	HTM	8,535,819	1,242,646.07	1,249,367.12	1,264,735.17	15,368.05
2516	3138AXXQ9	FNMA AJ6086	FHLB	x	3.00	12/01/2026		AAA	AA+	AAA	HTM	4,400,000	1,381,458.50	1,392,170.31	1,426,304.09	34,133.78
3546	31410LKN1	FNMA 890501	FHLB		2.00	11/01/2027		AAA	AA+	AAA	HTM	11,250,000	5,995,828.58	6,061,448.10	5,926,501.81	(134,946.30)
3615	31307BFM7	FHLMC J22872	FHLB		2.00	03/01/2028		AAA	AA+	AAA	HTM	9,000,000	4,955,392.44	4,976,350.34	4,898,095.67	(78,254.68)
<b>Total for JACKSON COUNTY</b>												<b>65,622,819</b>	<b>14,335,733.44</b>	<b>14,440,310.75</b>	<b>14,309,469.49</b>	<b>(130,841.28)</b>

<b><u>INVESTMENTS</u></b>		<b>07/31/2017</b>					<b>08/31/2017</b>	
<b>TexPool</b>		<b>ACC'T #</b>	<b>BALANCE</b>	<b>INTEREST</b>	<b>DEPOSIT</b>	<b>WITHDRAW</b>	<b>BALANCE</b>	
<b>FUND</b>	<b>NAME</b>							
41	Road & Bridge Precinct #1	1100	15,152.79	12.90			15,165.69	
42	Road & Bridge Precinct #2	1200	15,392.00	13.03			15,405.03	
43	Road & Bridge Precinct #3	1300	24,193.77	20.58			24,214.35	
44	Road & Bridge Precinct #4	1400	14,697.17	12.42			14,709.59	
10	General	1500	248,577.28	210.89			248,788.17	
89	Rojas Seizure	7210	11,003.79	9.30			11,013.09	
89	Guerrero Seizure	7309	15,440.84	13.07			15,453.91	
89	Cuellar Seizure	7326	9,594.46	8.07			9,602.53	
89	Binning Heirs Trust Cause #4563	7406	2,242.08	1.86			2,243.94	
89	Cordele Church & Cemetery	7502	6,205.19	5.27			6,210.46	
89	Callis Receivership	7504	8,615.73	7.33			8,623.06	
<b>TOTAL IN TEXPOOL</b>			<b>371,115.10</b>	<b>314.72</b>	<b>0.00</b>	<b>0.00</b>	<b>371,429.82</b>	
AVERAGE INTEREST			0.9714%				0.9989%	
<b>Texas CLASS</b>								
10	General	0001	4,113,765.90	4,262.08	104.16	369,000.00	3,749,132.14	
12	Permanent Improvement	0012	981,183.55	1,022.55			982,206.10	
19	Forfeiture - District Attorney	0019	230,677.17	240.38			230,917.55	
28	Library - Memorial Fund	0028	50,147.19	52.25			50,199.44	
29	Records Management - County Clerk	0029	50,000.00	52.08		52.08	50,000.00	
32	Security	0032	50,000.00	52.08		52.08	50,000.00	
36	Historical Commission	0036	30,088.30	31.37			30,119.67	
41	Road & Bridge Precinct #1	0041	86,294.05	87.68		33,000.00	53,381.73	
42	Road & Bridge Precinct #2	0042	115,493.25	118.45		28,000.00	87,611.70	
43	Road & Bridge Precinct #3	0043	94,294.31	95.90		35,000.00	59,390.21	
44	Road & Bridge Precinct #4	0044	177,874.43	183.18		32,000.00	146,057.61	
53	Road & Bridge Precinct #4 Equipment Replacement	0053	75,220.83	78.39			75,299.22	
<b>TOTAL IN TEXAS CLASS</b>			<b>6,055,038.98</b>	<b>6,276.39</b>	<b>104.16</b>	<b>497,104.16</b>	<b>5,564,315.37</b>	

<u>INVESTMENTS</u>		07/31/2017				08/31/2017	
TexPool							
FUND	NAME	ACC'T #	BALANCE	INTEREST	DEPOSIT	WITHDRAW	BALANCE
	AVERAGE INTEREST		1.1800%				1.2300%
10	<b>Transfer Station Certificate of Deposit</b>	<b>Prosperity</b>	<b>17,906.82</b>				<b>17,906.82</b>
	INTEREST RATE		0.6500%				0.6500%
10	<b>Depository Money Market</b>	<b>Prosperity</b>	<b>43,028.63</b>	<b>14.62</b>			<b>43,043.25</b>
	AVERAGE INTEREST		0.4000%				0.4000%
89	<b>DPS/SO Seizures Money Market</b>	<b>Prosperity</b>	<b>3,203.28</b>	<b>1.09</b>			<b>3,204.37</b>
	AVERAGE INTEREST		0.4000%				0.4000%
	<b>Depository Bank Account Interest</b>	<b>Prosperity</b>		<b>172.49</b>			
	<b>Cafeteria (Flexible Spending) Account</b>	<b>Prosperity</b>	<b>13,811.41</b>			<b>1,924.82</b>	<b>11,886.59</b>

This report is made in accordance with provisions of Texas Government Code §2256.023, the Public Funds Investment Act. The investments held in the Jackson County portfolio comply with the Public Funds Investment Act and the County's investment policy and strategies.

This report is true and correct to the best of my knowledge and belief according to the records of this office.



Mary Horton, CCT, CIO