




**MINUTES OF COUNTY FINANCES
TREASURER'S REPORT**

IN THE MATTER OF COUNTY FINANCES
IN THE HANDS OF
MARY HORTON, TREASURER
OF JACKSON COUNTY, TEXAS


COMMISSIONERS' COURT
JACKSON COUNTY, TEXAS
IN REGULAR SESSION
OCTOBER TERM 2016

IN ACCORDANCE with Section 114.026, Local Government Code, we, the undersigned, constituting the entire Commissioners' Court of said County, certify that on the 24th day of October 2016, at the Regular term of Court, we compared and examined the monthly report of Mary Horton, Treasurer of Jackson County, Texas, for September 2016, and finding the same correct, entered an order in the Minutes approving said report, which states total cash and other assets on hand as: \$6,577,759.90.



Dennis Simons, County Judge


Wayne Hunt, Commissioner Pct. #1



Wayne Bubela, Commissioner Pct. #2


Johnny E. Belicek, Commissioner Pct. #3



Dennis Karl, Commissioner Pct. #4



SWORN TO AND SUBSCRIBED BEFORE ME, by Dennis Simons, County Judge, and County Commissioners of said Jackson County, each respectively, on this the 24th day of October A.D., 2016.


Attest: Barbara Earl, County Clerk

FILED FOR RECORD THIS the 24th day of October A.D., 2016, and recorded on the 24th day of October A.D., 2016.


Barbara Earl, County Clerk and
Ex-Officio Clerk of the Commissioners'
Court in and for Jackson County, Texas.

By: _____
Deputy

		BEGINNING	TOTAL	TOTAL	ENDING	AVERAGE
		BALANCE	DEBITS	CREDITS	BALANCE	DAILY
						BALANCE
GENERAL						
10 -000-1020	CHANGE FUND/PETT	1,211.00	0.00	0.00	1,211.00	1,211.00
10 -000-1030	CASH IN BANK	7,677.13	798,864.34	788,924.91CR	17,616.56	113,093.89CR
10 -000-1034	CASH IN BANK -	10,063.47	7,074.75	9,128.47CR	8,009.75	4,162.47
10 -000-1040	CASH IN TEX POOL	247,200.29	77.19	0.00	247,277.48	247,202.86
10 -000-1042	CASH IN TEXAS CL	508,140.33	320.11	0.00	508,460.44	508,151.00
10 -000-1045	CASH IN T BILLS	0.00	0.00	0.00	0.00	0.00
10 -000-1046	CASH IN C.D.'S	17,817.70	22.39	0.00	17,840.09	17,832.63
10 -000-1051	CASH IN ESCROW-L	2,027.02	0.00	5.00CR	2,022.02	2,025.02
10 -000-1060	CASH IN MONEY MA	3,839,939.65	1,253.26	525,000.00CR	3,316,192.91	3,822,481.43
	FUND 10 TOTAL	4,634,076.59	807,612.04	1,323,058.38CR	4,118,630.25	4,489,972.52
PERMANENT IMPROVEMENT						
12 -000-1030	CASH IN BANK	960,520.34	1,358.47	29,564.60CR	932,314.21	943,042.92
12 -000-1040	CASH IN TEX POOL	0.00	0.00	0.00	0.00	0.00
	FUND 12 TOTAL	960,520.34	1,358.47	29,564.60CR	932,314.21	943,042.92
COMMISSARY TELEPHONE						
15 -000-1030	CASH IN BANK	40,525.31	2,462.52	4,440.35CR	38,547.48	39,976.62
15 -000-1040	CASH IN TEXPOOL	0.00	0.00	0.00	0.00	0.00
	FUND 15 TOTAL	40,525.31	2,462.52	4,440.35CR	38,547.48	39,976.62
DISTRICT ATTORNEY-HOT CHK						
17 -000-1030	CASH IN BANK	7,053.90	517.24	331.92CR	7,239.22	6,860.93
17 -000-1040	CASH IN TEX POOL	0.00	0.00	0.00	0.00	0.00
	FUND 17 TOTAL	7,053.90	517.24	331.92CR	7,239.22	6,860.93
ELECTIONS ADMINISTRATION						
18 -000-1030	CASH IN BANK	1,723.59	0.00	92.84CR	1,630.75	1,664.79
	FUND 18 TOTAL	1,723.59	0.00	92.84CR	1,630.75	1,664.79
FORFEITURE-DIST ATTORNEY						
19 -000-1030	CASH IN BANK	251,862.26	716.88	5,485.41CR	247,093.73	249,300.31
19 -000-1040	CASH IN TEXPOOL	0.00	0.00	0.00	0.00	0.00
	FUND 19 TOTAL	251,862.26	716.88	5,485.41CR	247,093.73	249,300.31

		BEGINNING BALANCE	TOTAL DEBITS	TOTAL CREDITS	ENDING BALANCE	AVERAGE DAILY BALANCE
FORFEITURE-SHERIFF						
21 -000-1030	CASH IN BANK	31,794.85	1,461.78	912.38CR	32,344.25	32,185.12
21 -000-1040	CASH IN TEXPOOL	0.00	0.00	0.00	0.00	0.00
	FUND 21 TOTAL	<u>31,794.85</u>	<u>1,461.78</u>	<u>912.38CR</u>	<u>32,344.25</u>	<u>32,185.12</u>
TECHNOLOGY FUND						
23 -000-1030	CASH IN BANK	3,292.79	642.74	0.00	3,935.53	3,478.03
23 -000-1040	CASH IN TEXPOOL	0.00	0.00	0.00	0.00	0.00
	FUND 23 TOTAL	<u>3,292.79</u>	<u>642.74</u>	<u>0.00</u>	<u>3,935.53</u>	<u>3,478.03</u>
JUV PROB DISCRETIONARY						
24 -000-1030	CASH IN BANK	526.88	60.00	0.00	586.88	555.88
	FUND 24 TOTAL	<u>526.88</u>	<u>60.00</u>	<u>0.00</u>	<u>586.88</u>	<u>555.88</u>
JUVENILE PROBATION GRANTS						
25 -000-1030	CASH IN BANK	10,062.34	1,348.44	9,279.14CR	2,131.64	6,776.28
25 -000-1040	CASH IN TEXPOOL	0.00	0.00	0.00	0.00	0.00
	FUND 25 TOTAL	<u>10,062.34</u>	<u>1,348.44</u>	<u>9,279.14CR</u>	<u>2,131.64</u>	<u>6,776.28</u>
LAW LIBRARY						
26 -000-1030	CASH IN BANK	2,559.98	490.00	1,159.32CR	1,890.66	2,581.43
	FUND 26 TOTAL	<u>2,559.98</u>	<u>490.00</u>	<u>1,159.32CR</u>	<u>1,890.66</u>	<u>2,581.43</u>
LEOSE-LAW ENF OFFICERS ED						
27 -000-1030	CASH IN BANK	2,634.91	0.00	0.00	2,634.91	2,634.91
	FUND 27 TOTAL	<u>2,634.91</u>	<u>0.00</u>	<u>0.00</u>	<u>2,634.91</u>	<u>2,634.91</u>
LIBRARY-MEMORIAL FUND						
28 -000-1030	CASH IN BANK	58,052.69	100.75	165.43CR	57,988.01	58,022.69
28 -000-1040	CASH IN TEXPOOL	0.00	0.00	0.00	0.00	0.00
	FUND 28 TOTAL	<u>58,052.69</u>	<u>100.75</u>	<u>165.43CR</u>	<u>57,988.01</u>	<u>58,022.69</u>

		BEGINNING	TOTAL	TOTAL	ENDING	AVERAGE
		BALANCE	DEBITS	CREDITS	BALANCE	DAILY
						BALANCE
RECORDS MGT- COUNTY CLERK						
29 -000-1030	CASH IN BANK	126,604.66	6,070.00	56,095.23CR	76,579.43	115,589.76
29 -000-1040	CASH IN TEXPOOL	0.00	0.00	0.00	0.00	0.00
FUND 29	TOTAL	126,604.66	6,070.00	56,095.23CR	76,579.43	115,589.76
RECORDS MGT - COUNTY						
30 -000-1030	CASH IN BANK	8,853.92	531.40	0.61CR	9,384.71	8,968.03
30 -000-1040	CASH IN TEXPOOL	0.00	0.00	0.00	0.00	0.00
FUND 30	TOTAL	8,853.92	531.40	0.61CR	9,384.71	8,968.03
RECORDS MGT - DIST CLERK						
31 -000-1030	CASH IN BANK	5,702.26	459.50	18.20CR	6,143.56	5,861.89
31 -000-1040	CASH IN TEXPOOL	0.00	0.00	0.00	0.00	0.00
FUND 31	TOTAL	5,702.26	459.50	18.20CR	6,143.56	5,861.89
SECURITY FUND						
32 -000-1030	CASH IN BANK	57,008.99	1,064.15	929.77CR	57,143.37	56,951.30
32 -000-1040	CASH IN TEXPOOL	0.00	0.00	0.00	0.00	0.00
FUND 32	TOTAL	57,008.99	1,064.15	929.77CR	57,143.37	56,951.30
CHILD ABUSE PREVENTION						
34 -000-1030	CASH IN BANK	477.50	52.00	0.00	529.50	487.50
FUND 34	TOTAL	477.50	52.00	0.00	529.50	487.50
CHILD WELFARE						
35 -000-1030	CASH IN BANK	9,010.98	1.51	0.00	9,012.49	9,011.03
35 -000-1040	CASH IN TEXPOOL	0.00	0.00	0.00	0.00	0.00
FUND 35	TOTAL	9,010.98	1.51	0.00	9,012.49	9,011.03
HISTORICAL COMMISSION						
36 -000-1030	CASH IN BANK	32,005.10	5.38	0.00	32,010.48	32,005.28
36 -000-1040	CASH IN TEX POOL	0.00	0.00	0.00	0.00	0.00
FUND 36	TOTAL	32,005.10	5.38	0.00	32,010.48	32,005.28

		BEGINNING BALANCE	TOTAL DEBITS	TOTAL CREDITS	ENDING BALANCE	AVERAGE DAILY BALANCE
MEDIATION FUND						
37 -000-1030	CASH IN BANK	1,450.00	0.00	0.00	1,450.00	1,450.00
	FUND 37 TOTAL	1,450.00	0.00	0.00	1,450.00	1,450.00
BRIDGE REPLACEMENT						
39 -000-1030	CASH IN BANK	57,975.00	0.00	1,200.00CR	56,775.00	57,815.00
	FUND 39 TOTAL	57,975.00	0.00	1,200.00CR	56,775.00	57,815.00
HIGHWAY						
40 -000-1030	CASH IN BANK	33,515.96	60,931.65	89,816.39CR	4,631.22	39,042.68
	FUND 40 TOTAL	33,515.96	60,931.65	89,816.39CR	4,631.22	39,042.68
ROAD & BRIDGE GEN NO. 1						
41 -000-1030	CASH IN BANK	127,134.00	16.71	85,580.31CR	41,570.40	99,401.91
41 -000-1040	CASH IN TEX POOL	15,068.64	4.78	0.00	15,073.42	15,068.80
	FUND 41 TOTAL	142,202.64	21.49	85,580.31CR	56,643.82	114,470.71
ROAD & BRIDGE GEN NO. 2						
42 -000-1030	CASH IN BANK	127,821.89	285.10	70,432.07CR	57,674.92	104,569.93
42 -000-1040	CASH IN TEXPOOL	15,306.80	4.82	0.00	15,311.62	15,306.96
	FUND 42 TOTAL	143,128.69	289.92	70,432.07CR	72,986.54	119,876.89
ROAD & BRIDGE GEN NO. 3						
43 -000-1030	CASH IN BANK	75,995.22	7.85	54,479.90CR	21,523.17	46,704.66
43 -000-1040	CASH IN TEX POOL	24,059.68	7.53	0.00	24,067.21	24,059.93
	FUND 43 TOTAL	100,054.90	15.38	54,479.90CR	45,590.38	70,764.59
ROAD & BRIDGE GEN NO. 4						
44 -000-1030	CASH IN BANK	383,173.14	125.88	312,769.30CR	70,529.72	272,994.29
44 -000-1040	CASH IN TEX POOL	14,615.93	4.53	0.00	14,620.46	14,616.08
	FUND 44 TOTAL	397,789.07	130.41	312,769.30CR	85,150.18	287,610.37

	BEGINNING BALANCE	TOTAL DEBITS	TOTAL CREDITS	ENDING BALANCE	AVERAGE DAILY BALANCE
ROAD & BRIDGE LATERAL RD					
45 -000-1030 CASH IN BANK	5,234.38	0.00	5,234.38CR	0.00	1,919.27
FUND 45 TOTAL	5,234.38	0.00	5,234.38CR	0.00	1,919.27
PCT#1 EQUIPMENT REPLACMNT					
50 -000-1030 CASH IN BANK	40,755.37	6.11	26,500.00CR	14,261.48	36,338.91
50 -000-1040 CASH IN TEX POOL	0.00	0.00	0.00	0.00	0.00
FUND 50 TOTAL	40,755.37	6.11	26,500.00CR	14,261.48	36,338.91
PCT#2 EQUIPMENT REPLACMNT					
51 -000-1030 CASH IN BANK	103,664.11	1,192.53	0.00	104,856.64	104,330.53
51 -000-1040 CASH IN TEX POOL	0.00	0.00	0.00	0.00	0.00
FUND 51 TOTAL	103,664.11	1,192.53	0.00	104,856.64	104,330.53
PCT#3 EQUIPMENT REPLACMNT					
52 -000-1030 CASH IN BANK	28,853.49	10,006.47	0.00	38,859.96	38,520.37
52 -000-1040 CASH IN TEX POOL	0.00	0.00	0.00	0.00	0.00
FUND 52 TOTAL	28,853.49	10,006.47	0.00	38,859.96	38,520.37
PCT#4 EQUIPMENT REPLACMNT					
53 -000-1030 CASH IN BANK	223,668.19	32.97	165,000.00CR	58,701.16	196,169.29
53 -000-1040 CASH IN TEX POOL	0.00	0.00	0.00	0.00	0.00
FUND 53 TOTAL	223,668.19	32.97	165,000.00CR	58,701.16	196,169.29
CONSTRUCTION GRANTS					
55 -000-1030 CASH IN BANK	0.00	0.00	0.00	0.00	0.00
55 -000-1050 CASH-COMMUNITY A	0.00	0.00	0.00	0.00	0.00
FUND 55 TOTAL	0.00	0.00	0.00	0.00	0.00
MAURITZ CAMP FUND					
56 -000-1030 CASH IN BANK	0.00	0.00	0.00	0.00	0.00
56 -000-1040 CASH IN TEXPOOL	0.00	0.00	0.00	0.00	0.00
FUND 56 TOTAL	0.00	0.00	0.00	0.00	0.00

		BEGINNING BALANCE	TOTAL DEBITS	TOTAL CREDITS	ENDING BALANCE	AVERAGE DAILY BALANCE
ABANDONED MOTOR VEHICLE						
57 -000-1030	CASH IN BANK	6,302.05	0.00	464.03CR	5,838.02	6,009.90
57 -000-1040	CASH IN TEXPOOL	0.00	0.00	0.00	0.00	0.00
57 -000-1055	CASH IN BANK - A	1,002.14	4,523.23	0.00	5,525.37	1,152.91
	FUND 57 TOTAL	7,304.19	4,523.23	464.03CR	11,363.39	7,162.81
COASTAL IMPCT ASSISTANCE						
72 -000-1030	CASH IN BANK	4,183.61	0.00	0.00	4,183.61	4,183.61
	FUND 72 TOTAL	4,183.61	0.00	0.00	4,183.61	4,183.61
AIRPORT						
80 -000-1030	CASH IN BANK	4,505.75	3,576.76	6,200.00CR	1,882.51	1,532.83
80 -000-1032	CLEARING	0.00	0.00	0.00	0.00	0.00
80 -000-1040	CASH IN TEXPOOL	0.00	0.00	0.00	0.00	0.00
	FUND 80 TOTAL	4,505.75	3,576.76	6,200.00CR	1,882.51	1,532.83
JAIL COMMISSARY						
81 -000-1030	CASH IN BANK	670.01CR	2,328.35	566.02CR	1,092.32	1,511.54
81 -000-1040	CASH IN TEXPOOL	0.00	0.00	0.00	0.00	0.00
	FUND 81 TOTAL	670.01CR	2,328.35	566.02CR	1,092.32	1,511.54
STATE FEES						
88 -000-1030	CASH IN BANK	88,883.82	30,043.99	11,700.40CR	107,227.41	98,851.23
	FUND 88 TOTAL	88,883.82	30,043.99	11,700.40CR	107,227.41	98,851.23
TRUST INVESTMENT						
89 -000-1020	CASH- WILBREEZE	0.00	0.00	0.00	0.00	0.00
89 -000-1030	CASH IN BANK	0.00	0.00	0.00	0.00	0.00
89 -000-1040	CASH IN TEXPOOL	76,006.07	23.66	0.00	76,029.73	76,006.86
89 -000-1060	CASH IN BANK - M	31,055.57	10.18	0.00	31,065.75	31,055.91
	FUND 89 TOTAL	107,061.64	33.84	0.00	107,095.48	107,062.77
DISTRICT CLERK RESRV ACCT						
90 -000-1030	CASH IN BANK	166,789.89	462.85	15.00CR	167,237.74	166,950.48

	BEGINNING BALANCE	TOTAL DEBITS	TOTAL CREDITS	ENDING BALANCE	AVERAGE DAILY BALANCE
90 -000-1040 CASH IN TEXPOOL	0.00	0.00	0.00	0.00	0.00
FUND 90 TOTAL	<u>166,789.89</u>	<u>462.85</u>	<u>15.00CR</u>	<u>167,237.74</u>	<u>166,950.48</u>
CNTYWIDE DRAINAGE DIST					
92 -000-1030 CASH IN BANK	0.00	8,510.09	8,510.09CR	0.00	4,822.38
92 -000-1040 CASH IN TEXPOOL	0.00	0.00	0.00	0.00	0.00
FUND 92 TOTAL	<u>0.00</u>	<u>8,510.09</u>	<u>8,510.09CR</u>	<u>0.00</u>	<u>4,822.38</u>
REPORT TOTALS	<u>7,900,700.53</u>	<u>947,060.84</u>	<u>2,270,001.47CR</u>	<u>6,577,759.90</u>	<u>7,526,313.48</u>

<u>INVESTMENTS</u>		<u>NAME</u>	<u>ACCT #</u>	<u>8/31/2016 BALANCE</u>	<u>INTEREST</u>	<u>DEPOSIT</u>	<u>WITHDRAW</u>	<u>9/30/2016 BALANCE</u>
41	Road & Bridge Precinct #1		1100	15,068.64	4.78			15,073.42
42	Road & Bridge Precinct #2		1200	15,306.80	4.82			15,311.62
43	Road & Bridge Precinct #3		1300	24,059.68	7.53			24,067.21
44	Road & Bridge Precinct #4		1400	14,615.93	4.53			14,620.46
10	General		1500	247,200.29	77.19			247,277.48
89	Moore Seizure		7104	2,475.61	0.90			2,476.51
89	DeLeon Seizure		7203	1,870.29	0.60			1,870.89
89	Rojas Seizure		7210	10,942.93	3.38			10,946.31
89	Ewing Seizure		7213	10,749.48	3.33			10,752.81
89	Roman Seizure		7301	5,280.13	1.61			5,281.74
89	Barron Seizure		7308	4,986.51	1.50			4,988.01
89	Guerrero Seizure		7309	15,355.31	4.82			15,360.13
89	Villareal Seizure #2		7319	1,908.87	0.60			1,909.47
89	Villareal Seizure #3		7320	1,669.72	0.60			1,670.32
89	Martinez Seizure		7323	3,000.66	0.90			3,001.56
89	Pawlik Seizure		7324	0.00				0.00
89	Binning Heirs Trust Cause #4563		7406	2,230.07	0.60			2,230.67
89	Cordele Church & Cemetery		7502	6,968.52	2.12			6,970.64
89	Callis Receivership		7504	8,567.97	2.70			8,570.67
TOTAL IN TEXPOOL				392,257.41	122.51	0.00	0.00	392,379.92
AVERAGE INTEREST				0.3737%				0.3799%
Texas CLASS				508,140.33	320.11			508,460.44
AVERAGE INTEREST				0.7000%				0.7700%
Transfer Station Certificate of Deposit				17,817.70	22.39			17,840.09
INTEREST RATE								0.5000%
Depository Money Market				3,839,939.65	1,253.26		525,000.00	3,316,192.91
AVERAGE INTEREST				0.4000%				0.4000%
Sandoval, Dean, Lawwill Seizure Money Market				31,055.57	10.18			31,065.75
AVERAGE INTEREST				0.4000%				0.4000%
DEPOSITORY BANK ACCOUNT INTEREST					841.03			
Cafeteria (Flexible Spending) Account				9,305.41			2,737.51	6,567.90

This report is made in accordance with provisions of Texas Government Code §2256.023, the Public Funds Investment Act. The investments held in the Jackson County portfolio comply with the Public Funds Investment Act and the County's investment policy and strategies.

This report is true and correct to the best of my knowledge and belief according to the records of this office.

Mary Horton

Mary Horton, CCT, CIO

Pledge Security Listing

September 30, 2016

ID	CUSIP	Description	Safekeeping Location	Safekeeping Receipt	Coupon	Maturity Date	Call Date	Moody	S&P	Fitch	FASB115	Face Amount	Current Par	Current Book Value	Market Value	Gain/(Loss)
JACKSON COUNTY																
863	31335HQ30	FHLMC C90474	FHLB	xxx	7.00	08/01/2021		AAA	AA+	AAA	HTM	1,000,000	6,116.67	6,116.76	6,699.79	583.03
1115	31400EFU9	FNMA 685179	FHLB	xxx	5.00	03/01/2018		AAA	AA+	AAA	HTM	9,500,000	117,435.77	117,435.77	120,047.54	2,611.77
2047	3128MBMA1	FHLMC G12885	FHLB	x	5.00	06/01/2021		AAA	AA+	AAA	HTM	8,737,000	451,572.63	451,567.23	475,113.08	23,545.85
2412	3128MBTJ6	FHLMC G13053	FHLB	x	4.50	04/01/2023		AAA	AA+	AAA	HTM	13,200,000	601,819.02	602,888.63	642,181.39	39,292.76
2493	31417ADJ5	FNMA AB3704	FHLB	x	3.00	10/01/2021		AAA	AA+	AAA	HTM	8,535,819	1,868,730.89	1,881,575.11	1,924,643.43	43,068.32
2516	3138AXXQ9	FNMA AJ6086	FHLB	x	3.00	12/01/2026		AAA	AA+	AAA	HTM	4,400,000	1,667,737.32	1,682,818.72	1,748,560.04	65,741.33
3546	31410LKN1	FNMA 890501	FHLB		2.00	11/01/2027		AAA	AA+	AAA	HTM	11,250,000	7,022,781.00	7,112,330.60	7,105,913.17	(6,417.43)
3615	31307BFM7	FHLMC J22872	FHLB		2.00	03/01/2028		AAA	AA+	AAA	HTM	9,000,000	5,810,783.76	5,839,741.22	5,879,568.97	39,827.75
Total for JACKSON COUNTY												17,546,977.06	17,694,474.04	17,902,727.41	208,253.38	

Although the information in this report has been obtained from sources believed to be reliable, its accuracy cannot be guaranteed.