


MINUTES OF COUNTY FINANCES

TREASURER'S REPORT

IN THE MATTER OF COUNTY
FINANCES IN THE HANDS OF
MARY HORTON, TREASURER
OF JACKSON COUNTY, TEXAS


COMMISSIONERS' COURT JACKSON
COUNTY, TEXAS IN REGULAR
SESSION AUGUST TERM 2016

IN ACCORDANCE with Section 114.026, Local Government Code, we, the undersigned, constituting the entire Commissioners' Court of said County, certify that on the 22nd day of August 2016, at the Regular term of Court, we compared and examined the monthly report of Mary Horton, Treasurer of Jackson County, Texas, for July 2016, and finding the same correct, entered an order in the Minutes approving said report, which states total cash and other assets on hand as: **\$8,575,711.22.**


Dennis Simons, County Judge



Wayne Hunt, Commissioner Pct. 1


Wayne Bubela, Commissioner Pct. 2



Johnny E. Belicek, Commissioner Pct. 3


Dennis Karl, Commissioner Pct. 4

SWORN TO AND SUBSCRIBED BEFORE ME, by Dennis Simons, County Judge, and County Commissioners of said Jackson County, each respectively, on this the 22nd day of August A.D., 2016.


Attest: Barbara Earl, County Clerk

FILED FOR RECORD THIS the 22nd day of August A.D., 2016, and recorded on the 22nd day of August A.D., 2016.


Barbara Earl, County Clerk and
Ex-Officio Clerk of the Commissioners'
Court in and for Jackson County, Texas.

By: _____
Deputy

		BEGINNING BALANCE	TOTAL DEBITS	TOTAL CREDITS	ENDING BALANCE	AVERAGE DAILY BALANCE
GENERAL						
10 -000-1020	CHANGE FUND/PETT	1,211.00	0.00	0.00	1,211.00	1,211.00
10 -000-1030	CASH IN BANK	12,312.23	641,554.24	649,472.11CR	4,394.36	132,151.17CR
10 -000-1034	CASH IN BANK -	6,383.64	5,771.56	0.00	12,155.20	8,098.72
10 -000-1040	CASH IN TEX POOL	247,044.40	77.41	0.00	247,121.81	247,046.90
10 -000-1042	CASH IN TEXAS CL	507,564.54	275.27	0.00	507,839.81	507,573.42
10 -000-1045	CASH IN T BILLS	0.00	0.00	0.00	0.00	0.00
10 -000-1046	CASH IN C.D.'S	17,817.70	0.00	0.00	17,817.70	17,817.70
10 -000-1051	CASH IN ESCROW-L	2,549.02	0.00	506.00CR	2,043.02	2,142.89
10 -000-1060	CASH IN MONEY MA	4,537,025.78	1,523.21	425,000.00CR	4,113,548.99	4,495,945.88
	FUND 10 TOTAL	5,331,908.31	649,201.69	1,074,978.11CR	4,906,131.89	5,147,685.34
PERMANENT IMPROVEMENT						
12 -000-1030	CASH IN BANK	960,188.07	163.21	0.00	960,351.28	960,193.33
12 -000-1040	CASH IN TEX POOL	0.00	0.00	0.00	0.00	0.00
	FUND 12 TOTAL	960,188.07	163.21	0.00	960,351.28	960,193.33
COMMISSARY TELEPHONE						
15 -000-1030	CASH IN BANK	72,287.20	4,847.45	838.24CR	76,296.41	73,790.85
15 -000-1040	CASH IN TEXPOOL	0.00	0.00	0.00	0.00	0.00
	FUND 15 TOTAL	72,287.20	4,847.45	838.24CR	76,296.41	73,790.85
DISTRICT ATTORNEY-HOT CHK						
17 -000-1030	CASH IN BANK	6,672.65	0.00	0.00	6,672.65	6,672.65
17 -000-1040	CASH IN TEX POOL	0.00	0.00	0.00	0.00	0.00
	FUND 17 TOTAL	6,672.65	0.00	0.00	6,672.65	6,672.65
ELECTIONS ADMINISTRATION						
18 -000-1030	CASH IN BANK	1,568.25	0.00	0.00	1,568.25	1,568.25
	FUND 18 TOTAL	1,568.25	0.00	0.00	1,568.25	1,568.25
FORFEITURE-DIST ATTORNEY						
19 -000-1030	CASH IN BANK	255,907.83	43.31	2,074.14CR	253,877.00	254,768.90
19 -000-1040	CASH IN TEXPOOL	0.00	0.00	0.00	0.00	0.00
	FUND 19 TOTAL	255,907.83	43.31	2,074.14CR	253,877.00	254,768.90

		BEGINNING BALANCE	TOTAL DEBITS	TOTAL CREDITS	ENDING BALANCE	AVERAGE DAILY BALANCE
FORFEITURE-SHERIFF						
21 -000-1030	CASH IN BANK	33,463.06	5.67	200.32CR	33,268.41	33,366.96
21 -000-1040	CASH IN TEXPOOL	0.00	0.00	0.00	0.00	0.00
FUND 21	TOTAL	33,463.06	5.67	200.32CR	33,268.41	33,366.96
TECHNOLOGY FUND						
23 -000-1030	CASH IN BANK	2,121.08	564.10	0.00	2,685.18	2,337.96
23 -000-1040	CASH IN TEXPOOL	0.00	0.00	0.00	0.00	0.00
FUND 23	TOTAL	2,121.08	564.10	0.00	2,685.18	2,337.96
JUV PROB DISCRETIONARY						
24 -000-1030	CASH IN BANK	199.37	282.51	0.00	481.88	317.84
FUND 24	TOTAL	199.37	282.51	0.00	481.88	317.84
JUVENILE PROBATION GRANTS						
25 -000-1030	CASH IN BANK	26,899.24	10,532.13	12,598.10CR	24,833.27	24,694.88
25 -000-1040	CASH IN TEXPOOL	0.00	0.00	0.00	0.00	0.00
FUND 25	TOTAL	26,899.24	10,532.13	12,598.10CR	24,833.27	24,694.88
LAW LIBRARY						
26 -000-1030	CASH IN BANK	2,092.80	385.00	413.91CR	2,063.89	1,925.31
FUND 26	TOTAL	2,092.80	385.00	413.91CR	2,063.89	1,925.31
LEOSE-LAW ENF OFFICERS ED						
27 -000-1030	CASH IN BANK	5,236.92	0.00	635.75CR	4,601.17	5,093.36
FUND 27	TOTAL	5,236.92	0.00	635.75CR	4,601.17	5,093.36
LIBRARY-MEMORIAL FUND						
28 -000-1030	CASH IN BANK	58,875.63	65.00	352.57CR	58,588.06	58,812.73
28 -000-1040	CASH IN TEXPOOL	0.00	0.00	0.00	0.00	0.00
FUND 28	TOTAL	58,875.63	65.00	352.57CR	58,588.06	58,812.73

		BEGINNING	TOTAL	TOTAL	ENDING	AVERAGE
		BALANCE	DEBITS	CREDITS	BALANCE	DAILY
						BALANCE
RECORDS MGT- COUNTY CLERK						
29 -000-1030	CASH IN BANK	121,046.57	5,460.00	2,525.87CR	123,980.70	121,351.62
29 -000-1040	CASH IN TEXPOOL	0.00	0.00	0.00	0.00	0.00
FUND 29	TOTAL	121,046.57	5,460.00	2,525.87CR	123,980.70	121,351.62
RECORDS MGT - COUNTY						
30 -000-1030	CASH IN BANK	7,511.66	636.89	0.00	8,148.55	7,660.24
30 -000-1040	CASH IN TEXPOOL	0.00	0.00	0.00	0.00	0.00
FUND 30	TOTAL	7,511.66	636.89	0.00	8,148.55	7,660.24
RECORDS MGT - DIST CLERK						
31 -000-1030	CASH IN BANK	5,811.41	415.85	0.00	6,227.26	5,935.29
31 -000-1040	CASH IN TEXPOOL	0.00	0.00	0.00	0.00	0.00
FUND 31	TOTAL	5,811.41	415.85	0.00	6,227.26	5,935.29
SECURITY FUND						
32 -000-1030	CASH IN BANK	57,712.99	953.94	697.31CR	57,969.62	57,820.69
32 -000-1040	CASH IN TEXPOOL	0.00	0.00	0.00	0.00	0.00
FUND 32	TOTAL	57,712.99	953.94	697.31CR	57,969.62	57,820.69
CHILD ABUSE PREVENTION						
34 -000-1030	CASH IN BANK	298.50	67.00	0.00	365.50	320.82
FUND 34	TOTAL	298.50	67.00	0.00	365.50	320.82
CHILD WELFARE						
35 -000-1030	CASH IN BANK	9,007.86	1.53	0.00	9,009.39	9,007.91
35 -000-1040	CASH IN TEXPOOL	0.00	0.00	0.00	0.00	0.00
FUND 35	TOTAL	9,007.86	1.53	0.00	9,009.39	9,007.91
HISTORICAL COMMISSION						
36 -000-1030	CASH IN BANK	33,548.94	5.53	1,555.00CR	31,999.47	32,522.83
36 -000-1040	CASH IN TEX POOL	0.00	0.00	0.00	0.00	0.00
FUND 36	TOTAL	33,548.94	5.53	1,555.00CR	31,999.47	32,522.83

		BEGINNING BALANCE	TOTAL DEBITS	TOTAL CREDITS	ENDING BALANCE	AVERAGE DAILY BALANCE
MEDIATION FUND						
37 -000-1030	CASH IN BANK	1,450.00	0.00	0.00	1,450.00	1,450.00
	FUND 37 TOTAL	<u>1,450.00</u>	<u>0.00</u>	<u>0.00</u>	<u>1,450.00</u>	<u>1,450.00</u>
BRIDGE REPLACEMENT						
39 -000-1030	CASH IN BANK	57,975.00	0.00	0.00	57,975.00	57,975.00
	FUND 39 TOTAL	<u>57,975.00</u>	<u>0.00</u>	<u>0.00</u>	<u>57,975.00</u>	<u>57,975.00</u>
HIGHWAY						
40 -000-1030	CASH IN BANK	113,409.03	28,710.49	42,428.39CR	99,691.13	113,294.43
	FUND 40 TOTAL	<u>113,409.03</u>	<u>28,710.49</u>	<u>42,428.39CR</u>	<u>99,691.13</u>	<u>113,294.43</u>
ROAD & BRIDGE GEN NO. 1						
41 -000-1030	CASH IN BANK	194,887.89	29.95	34,736.27CR	160,181.57	176,194.09
41 -000-1040	CASH IN TEX POOL	15,059.17	4.70	0.00	15,063.87	15,059.32
	FUND 41 TOTAL	<u>209,947.06</u>	<u>34.65</u>	<u>34,736.27CR</u>	<u>175,245.44</u>	<u>191,253.41</u>
ROAD & BRIDGE GEN NO. 2						
42 -000-1030	CASH IN BANK	214,554.10	13,105.80	47,514.80CR	180,145.10	196,610.32
42 -000-1040	CASH IN TEXPOOL	15,297.06	4.81	0.00	15,301.87	15,297.22
	FUND 42 TOTAL	<u>229,851.16</u>	<u>13,110.61</u>	<u>47,514.80CR</u>	<u>195,446.97</u>	<u>211,907.54</u>
ROAD & BRIDGE GEN NO. 3						
43 -000-1030	CASH IN BANK	130,048.69	19.32	30,736.06CR	99,331.95	113,644.21
43 -000-1040	CASH IN TEX POOL	24,044.43	7.58	0.00	24,052.01	24,044.67
	FUND 43 TOTAL	<u>154,093.12</u>	<u>26.90</u>	<u>30,736.06CR</u>	<u>123,383.96</u>	<u>137,688.88</u>
ROAD & BRIDGE GEN NO. 4						
44 -000-1030	CASH IN BANK	482,537.29	78.54	43,431.48CR	439,184.35	462,079.67
44 -000-1040	CASH IN TEX POOL	14,606.72	4.57	0.00	14,611.29	14,606.87
	FUND 44 TOTAL	<u>497,144.01</u>	<u>83.11</u>	<u>43,431.48CR</u>	<u>453,795.64</u>	<u>476,686.54</u>

		BEGINNING BALANCE	TOTAL DEBITS	TOTAL CREDITS	ENDING BALANCE	AVERAGE DAILY BALANCE
ROAD & BRIDGE LATERAL RD						
45 -000-1030	CASH IN BANK	10,468.76	0.00	5,234.38CR	5,234.38	9,286.80
	FUND 45 TOTAL	10,468.76	0.00	5,234.38CR	5,234.38	9,286.80
PCT#1 EQUIPMENT REPLACMNT						
50 -000-1030	CASH IN BANK	40,741.27	6.93	0.00	40,748.20	40,741.49
50 -000-1040	CASH IN TEX POOL	0.00	0.00	0.00	0.00	0.00
	FUND 50 TOTAL	40,741.27	6.93	0.00	40,748.20	40,741.49
PCT#2 EQUIPMENT REPLACMNT						
51 -000-1030	CASH IN BANK	90,917.25	12,728.61	0.00	103,645.86	103,628.82
51 -000-1040	CASH IN TEX POOL	0.00	0.00	0.00	0.00	0.00
	FUND 51 TOTAL	90,917.25	12,728.61	0.00	103,645.86	103,628.82
PCT#3 EQUIPMENT REPLACMNT						
52 -000-1030	CASH IN BANK	28,843.51	4.90	0.00	28,848.41	28,843.67
52 -000-1040	CASH IN TEX POOL	0.00	0.00	0.00	0.00	0.00
	FUND 52 TOTAL	28,843.51	4.90	0.00	28,848.41	28,843.67
PCT#4 EQUIPMENT REPLACMNT						
53 -000-1030	CASH IN BANK	223,590.81	38.01	0.00	223,628.82	223,592.04
53 -000-1040	CASH IN TEX POOL	0.00	0.00	0.00	0.00	0.00
	FUND 53 TOTAL	223,590.81	38.01	0.00	223,628.82	223,592.04
CONSTRUCTION GRANTS						
55 -000-1030	CASH IN BANK	0.00	0.00	0.00	0.00	0.00
55 -000-1050	CASH-COMMUNITY A	0.00	0.00	0.00	0.00	0.00
	FUND 55 TOTAL	0.00	0.00	0.00	0.00	0.00
MAURITZ CAMP FUND						
56 -000-1030	CASH IN BANK	13.79	0.00	13.79CR	0.00	13.35
56 -000-1040	CASH IN TEXPOOL	0.00	0.00	0.00	0.00	0.00
	FUND 56 TOTAL	13.79	0.00	13.79CR	0.00	13.35

		BEGINNING BALANCE	TOTAL DEBITS	TOTAL CREDITS	ENDING BALANCE	AVERAGE DAILY BALANCE
ABANDONED MOTOR VEHICLE						
57 -000-1030	CASH IN BANK	4,412.06	2,400.00	104.09CR	6,707.97	4,805.39
57 -000-1040	CASH IN TEXPOOL	0.00	0.00	0.00	0.00	0.00
57 -000-1055	CASH IN BANK - A	1,040.05	2,362.09	2,400.00CR	1,002.14	2,937.62
	FUND 57 TOTAL	5,452.11	4,762.09	2,504.09CR	7,710.11	7,743.01
COASTAL IMPCT ASSISTANCE						
72 -000-1030	CASH IN BANK	11,149.82	13.79	6,980.00CR	4,183.61	9,574.14
	FUND 72 TOTAL	11,149.82	13.79	6,980.00CR	4,183.61	9,574.14
AIRPORT						
80 -000-1030	CASH IN BANK	7,844.01	0.95	3,340.00CR	4,504.96	5,581.46
80 -000-1032	CLEARING	0.00	0.00	0.00	0.00	0.00
80 -000-1040	CASH IN TEXPOOL	0.00	0.00	0.00	0.00	0.00
	FUND 80 TOTAL	7,844.01	0.95	3,340.00CR	4,504.96	5,581.46
JAIL COMMISSARY						
81 -000-1030	CASH IN BANK	169.70	0.00	597.57CR	427.87CR	150.67CR
81 -000-1040	CASH IN TEXPOOL	0.00	0.00	0.00	0.00	0.00
	FUND 81 TOTAL	169.70	0.00	597.57CR	427.87CR	150.67CR
STATE FEES						
88 -000-1030	CASH IN BANK	102,069.99	25,388.23	61,401.59CR	66,056.63	106,599.73
	FUND 88 TOTAL	102,069.99	25,388.23	61,401.59CR	66,056.63	106,599.73
TRUST INVESTMENT						
89 -000-1020	CASH- WILBREEZE	0.00	0.00	0.00	0.00	0.00
89 -000-1030	CASH IN BANK	0.00	0.00	0.00	0.00	0.00
89 -000-1040	CASH IN TEXPOOL	72,959.29	22.91	0.00	72,982.20	72,960.03
89 -000-1060	CASH IN BANK - M	31,034.54	10.51	0.00	31,045.05	31,034.88
	FUND 89 TOTAL	103,993.83	33.42	0.00	104,027.25	103,994.91
DISTRICT CLERK RESRV ACCT						
90 -000-1030	CASH IN BANK	175,612.93	143,543.37	7,713.41CR	311,442.89	217,897.58

	BEGINNING BALANCE	TOTAL DEBITS	TOTAL CREDITS	ENDING BALANCE	AVERAGE DAILY BALANCE
90 -000-1040 CASH IN TEXPOOL	0.00	0.00	0.00	0.00	0.00
FUND 90 TOTAL	175,612.93	143,543.37	7,713.41CR	311,442.89	217,897.58
CNTYWIDE DRAINAGE DIST					
92 -000-1030 CASH IN BANK	9,310.31	5,779.91	15,090.22CR	0.00	4,867.81
92 -000-1040 CASH IN TEXPOOL	0.00	0.00	0.00	0.00	0.00
FUND 92 TOTAL	9,310.31	5,779.91	15,090.22CR	0.00	4,867.81
REPORT TOTALS	9,066,405.81	907,896.78	1,398,591.37CR	8,575,711.22	8,858,317.70

=====

Pledge Security Listing

July 31, 2016

ID	CUSIP	Description	Safekeeping Location	Safekeeping Receipt	Coupon	Maturity Date	Call Date	Moody	S&P	Fitch	FASB115	Face Amount	Current Par	Current Book Value	Market Value	Gain/(Loss)
JACKSON COUNTY																
863	31335HQ30	FHLMC C90474	FHLB	xxx	7.00	08/01/2021		AAA	AA+	AAA	HTM	1,000,000	6,327.13	6,327.22	6,958.34	631.12
1115	31400EFU9	FNMA 685179	FHLB	xxx	5.00	03/01/2018		AAA	AA+	AAA	HTM	9,500,000	137,708.11	137,708.11	141,055.78	3,347.68
2047	3128MBMA1	FHLMC G12885	FHLB	x	5.00	06/01/2021		AAA	AA+	AAA	HTM	8,737,000	486,765.36	486,759.53	513,669.55	26,910.01
2412	3128MBTJ6	FHLMC G13053	FHLB	x	4.50	04/01/2023		AAA	AA+	AAA	HTM	13,200,000	645,563.29	646,765.56	690,577.11	43,811.55
2493	31417ADJ5	FNMA AB3704	FHLB	x	3.00	10/01/2021		AAA	AA+	AAA	HTM	8,535,819	1,983,973.24	1,998,160.20	2,048,712.25	50,552.05
2516	3138AXXQ9	FNMA AJ6086	FHLB	x	3.00	12/01/2026		AAA	AA+	AAA	HTM	4,400,000	1,749,100.94	1,765,302.93	1,833,866.74	68,563.81
3546	31410LKN1	FNMA 890501	FHLB		2.00	11/01/2027		AAA	AA+	AAA	HTM	11,250,000	7,224,254.44	7,318,979.34	7,330,721.89	11,742.55
3615	31307BFM7	FHLMC J22872	FHLB		2.00	03/01/2028		AAA	AA+	AAA	HTM	9,000,000	6,017,704.29	6,048,527.91	6,102,177.87	53,649.96
Total for JACKSON COUNTY												65,622,819	18,251,396.80	18,408,530.80	18,667,739.53	259,208.73

Although the information in this report has been obtained from sources believed to be reliable, its accuracy cannot be guaranteed.

<u>INVESTMENTS</u>		<u>NAME</u>	<u>ACCT #</u>	<u>06/30/2016</u>	<u>INTEREST</u>	<u>DEPOSIT</u>	<u>WITHDRAW</u>	<u>07/31/2016</u>
				<u>BALANCE</u>				<u>BALANCE</u>
41	Road & Bridge Precinct #1		1100	15,059.17	4.70			15,063.87
42	Road & Bridge Precinct #2		1200	15,297.06	4.81			15,301.87
43	Road & Bridge Precinct #3		1300	24,044.43	7.58			24,052.01
44	Road & Bridge Precinct #4		1400	14,606.72	4.57			14,611.29
10	General		1500	247,044.40	77.41			247,121.81
89	Moore Seizure		7104	2,473.92	0.78			2,474.70
89	DeLeon Seizure		7203	1,869.05	0.62			1,869.67
89	Rojas Seizure		7210	10,936.11	3.42			10,939.53
89	Ewing Seizure		7213	10,742.69	3.39			10,746.08
89	Roman Seizure		7301	5,276.97	1.57			5,278.54
89	Barron Seizure		7308	4,983.40	1.56			4,984.96
89	Guerrero Seizure		7309	15,345.55	4.83			15,350.38
89	Villareal Seizure #2		7319	1,907.63	0.62			1,908.25
89	Villareal Seizure #3		7320	1,668.48	0.62			1,669.10
89	Martinez Seizure		7323	0.00				0.00
89	Binning Heirs Trust Cause #4563		7406	2,228.83	0.62			2,229.45
89	Cordele Church & Cemetery		7502	6,964.17	2.18			6,966.35
89	Callis Receivership		7504	8,562.49	2.70			8,565.19
TOTAL IN TEXPOOL				389,011.07	121.98	0.00	0.00	389,133.05
AVERAGE INTEREST				0.3633%				0.5718%
Texas CLASS				507,564.54	275.27			507,839.81
AVERAGE INTEREST				0.6300%				0.6400%
Transfer Station Certificate of Deposit				17,817.70				17,817.70
Prosperity								
Depository Money Market				4,537,025.78	1,523.21		425,000.00	4,113,548.99
AVERAGE INTEREST				0.4000%				0.4000%
Sandoval, Dean, Lawwill Seizure Money Market				31,034.54	10.51			31,045.05
AVERAGE INTEREST				0.4000%				0.4000%
DEPOSITORY BANK ACCOUNT INTEREST				1,040.90				
Cafeteria (Flexible Spending) Account				12,240.42			2,261.77	9,978.65

This report is made in accordance with provisions of Government Code 2256 (Section 2256.023), the Public Funds Investment Act. The investments held in the Jackson County portfolio comply with the Public Funds Investment Act and the County's investment policy and strategies.

This report is true and correct to the best of my knowledge and belief according to the records of this office.



Mary Horton, CCT, CIO