


MINUTES OF COUNTY FINANCES

TREASURER'S REPORT

IN THE MATTER OF COUNTY
FINANCES IN THE HANDS OF
MARY HORTON, TREASURER
OF JACKSON COUNTY, TEXAS

COMMISSIONERS' COURT JACKSON
COUNTY, TEXAS IN REGULAR
SESSION DECEMBER TERM 2014

IN ACCORDANCE with Section 114.026, Local Government Code, we, the undersigned, constituting the entire Commissioners' Court of said County, certify that on the 22nd day of December 2014, at the Regular term of Court, we compared and examined the monthly report of Mary Horton, Treasurer of Jackson County, Texas, for November 2014, and finding the same correct, entered an order in the Minutes approving said report, which states total cash and other assets on hand as: \$ 7,906,479.26.


Dennis Simons, County Judge



Wayne Hunt, Commissioner Pct. 1


Wayne Bubela, Commissioner Pct. 2



Johnny E. Belicek, Commissioner Pct. 3


Larry Dayton, Commissioner Pct. 4

SWORN TO AND SUBSCRIBED BEFORE ME, by Dennis Simons, County Judge, and County Commissioners of said Jackson County, each respectively, on this the 22nd day of December A.D., 2014.


Attest: Barbara Williams, County Clerk

FILED FOR RECORD THIS the 22nd day of December A.D., 2014, and recorded on the 22nd day of December A.D., 2014.


Barbara Williams, County Clerk and
Ex-Officio Clerk of the Commissioners'
Court in and for Jackson County, Texas.

By: _____
Deputy

		BEGINNING	TOTAL	TOTAL	ENDING	AVERAGE
		BALANCE	DEBITS	CREDITS	BALANCE	DAILY
						BALANCE
GENERAL						
10 -000-1020	CHANGE FUND/PETT	1,191.00	0.00	0.00	1,191.00	1,191.00
10 -000-1030	CASH IN BANK	14,138.99	652,376.87	663,340.18CR	3,175.68	145,851.38
10 -000-1034	CASH IN BANK -	4,047.46	3,069.59	3,948.46CR	3,168.59	1,821.88
10 -000-1040	CASH IN TEX POOL	246,443.85	5.77	0.00	246,449.62	246,444.04
10 -000-1042	CASH IN TEXAS CL	505,266.76	39.53	0.00	505,306.29	505,268.08
10 -000-1045	CASH IN T BILLS	0.00	0.00	0.00	0.00	0.00
10 -000-1046	CASH IN C.D.'S	17,724.46	0.00	0.00	17,724.46	17,724.46
10 -000-1051	CASH IN ESCROW-L	2,584.02	0.00	0.00	2,584.02	2,584.02
10 -000-1060	CASH IN MONEY MA	3,554,040.52	131,175.57	0.00	3,685,216.09	3,575,746.37
	FUND 10 TOTAL	4,345,437.06	786,667.33	667,288.64CR	4,464,815.75	4,496,631.23
PERMANENT IMPROVEMENT						
12 -000-1030	CASH IN BANK	246,919.94	38.58	0.00	246,958.52	246,921.23
12 -000-1040	CASH IN TEX POOL	0.00	0.00	0.00	0.00	0.00
	FUND 12 TOTAL	246,919.94	38.58	0.00	246,958.52	246,921.23
COMMISSARY TELEPHONE						
15 -000-1030	CASH IN BANK	58,847.45	3,211.99	295.22CR	61,764.22	60,232.60
15 -000-1040	CASH IN TEXPOOL	0.00	0.00	0.00	0.00	0.00
	FUND 15 TOTAL	58,847.45	3,211.99	295.22CR	61,764.22	60,232.60
DISTRICT ATTORNEY-HOT CHK						
17 -000-1030	CASH IN BANK	9,554.66	0.00	5,003.11CR	4,551.55	7,958.29
17 -000-1040	CASH IN TEX POOL	0.00	0.00	0.00	0.00	0.00
	FUND 17 TOTAL	9,554.66	0.00	5,003.11CR	4,551.55	7,958.29
ELECTIONS ADMINISTRATION						
18 -000-1030	CASH IN BANK	864.28	0.00	0.00	864.28	864.28
	FUND 18 TOTAL	864.28	0.00	0.00	864.28	864.28
FORFEITURE-DIST ATTORNEY						
19 -000-1030	CASH IN BANK	289,161.29	45.08	2,142.63CR	287,063.74	288,526.38
19 -000-1040	CASH IN TEXPOOL	0.00	0.00	0.00	0.00	0.00
	FUND 19 TOTAL	289,161.29	45.08	2,142.63CR	287,063.74	288,526.38

		BEGINNING	TOTAL	TOTAL	ENDING	AVERAGE
		BALANCE	DEBITS	CREDITS	BALANCE	DAILY
						BALANCE
FORFEITURE-SHERIFF						
21 -000-1030	CASH IN BANK	40,431.41	6.31	239.43CR	40,198.29	40,357.44
21 -000-1040	CASH IN TEXPOOL	0.00	0.00	0.00	0.00	0.00
	FUND 21 TOTAL	40,431.41	6.31	239.43CR	40,198.29	40,357.44
TECHNOLOGY FUND						
23 -000-1030	CASH IN BANK	42.90CR	630.52	0.00	587.62	188.59
23 -000-1040	CASH IN TEXPOOL	0.00	0.00	0.00	0.00	0.00
	FUND 23 TOTAL	42.90CR	630.52	0.00	587.62	188.59
JUV PROB DISCRETIONARY						
24 -000-1030	CASH IN BANK	124.05CR	702.50	15.00CR	563.45	418.95
	FUND 24 TOTAL	124.05CR	702.50	15.00CR	563.45	418.95
JUVENILE PROBATION GRANTS						
25 -000-1030	CASH IN BANK	28,270.82	10,671.67	10,083.20CR	28,859.29	30,247.48
25 -000-1040	CASH IN TEXPOOL	0.00	0.00	0.00	0.00	0.00
	FUND 25 TOTAL	28,270.82	10,671.67	10,083.20CR	28,859.29	30,247.48
LAW LIBRARY						
26 -000-1030	CASH IN BANK	8,771.34	490.00	793.10CR	8,468.24	8,695.72
	FUND 26 TOTAL	8,771.34	490.00	793.10CR	8,468.24	8,695.72
LEOSE-LAW ENF OFFICERS ED						
27 -000-1030	CASH IN BANK	3,947.98	0.00	0.00	3,947.98	3,947.98
	FUND 27 TOTAL	3,947.98	0.00	0.00	3,947.98	3,947.98
LIBRARY-MEMORIAL FUND						
28 -000-1030	CASH IN BANK	58,708.58	1,338.01	1,595.04CR	58,451.55	58,613.62
28 -000-1040	CASH IN TEXPOOL	0.00	0.00	0.00	0.00	0.00
	FUND 28 TOTAL	58,708.58	1,338.01	1,595.04CR	58,451.55	58,613.62

		BEGINNING	TOTAL	TOTAL	ENDING	AVERAGE
		BALANCE	DEBITS	CREDITS	BALANCE	DAILY
						BALANCE
RECORDS MGT- COUNTY CLERK						
29 -000-1030	CASH IN BANK	61,381.55	4,530.00	2,389.99CR	63,521.56	61,898.17
29 -000-1040	CASH IN TEXPOOL	0.00	0.00	0.00	0.00	0.00
	FUND 29 TOTAL	61,381.55	4,530.00	2,389.99CR	63,521.56	61,898.17
RECORDS MGT - COUNTY						
30 -000-1030	CASH IN BANK	20,310.58	603.00	80.45CR	20,833.13	20,433.83
30 -000-1040	CASH IN TEXPOOL	0.00	0.00	0.00	0.00	0.00
	FUND 30 TOTAL	20,310.58	603.00	80.45CR	20,833.13	20,433.83
RECORDS MGT - DIST CLERK						
31 -000-1030	CASH IN BANK	3,141.61	378.00	3,155.20CR	364.41	2,230.02
31 -000-1040	CASH IN TEXPOOL	0.00	0.00	0.00	0.00	0.00
	FUND 31 TOTAL	3,141.61	378.00	3,155.20CR	364.41	2,230.02
SECURITY FUND						
32 -000-1030	CASH IN BANK	60,630.46	878.83	1,005.03CR	60,504.26	60,762.87
32 -000-1040	CASH IN TEXPOOL	0.00	0.00	0.00	0.00	0.00
	FUND 32 TOTAL	60,630.46	878.83	1,005.03CR	60,504.26	60,762.87
CHILD ABUSE PREVENTION						
34 -000-1030	CASH IN BANK	1,609.00	45.00	1,500.00CR	154.00	574.50
	FUND 34 TOTAL	1,609.00	45.00	1,500.00CR	154.00	574.50
CHILD WELFARE						
35 -000-1030	CASH IN BANK	9,413.13	1.47	0.00	9,414.60	9,413.18
35 -000-1040	CASH IN TEXPOOL	0.00	0.00	0.00	0.00	0.00
	FUND 35 TOTAL	9,413.13	1.47	0.00	9,414.60	9,413.18
HISTORICAL COMMISSION						
36 -000-1030	CASH IN BANK	32,670.77	5.10	0.00	32,675.87	32,670.94
36 -000-1040	CASH IN TEX POOL	0.00	0.00	0.00	0.00	0.00
	FUND 36 TOTAL	32,670.77	5.10	0.00	32,675.87	32,670.94

		BEGINNING	TOTAL	TOTAL	ENDING	AVERAGE
		BALANCE	DEBITS	CREDITS	BALANCE	DAILY
						BALANCE
MEDIATION FUND						
37 -000-1030	CASH IN BANK	1,450.00	0.00	0.00	1,450.00	1,450.00
	FUND 37 TOTAL	1,450.00	0.00	0.00	1,450.00	1,450.00
BRIDGE REPLACEMENT						
39 -000-1030	CASH IN BANK	50,000.00	0.00	0.00	50,000.00	50,000.00
	FUND 39 TOTAL	50,000.00	0.00	0.00	50,000.00	50,000.00
HIGHWAY						
40 -000-1030	CASH IN BANK	600,468.86CR	134,500.36	44,853.29CR	510,821.79CR	557,596.51CR
	FUND 40 TOTAL	600,468.86CR	134,500.36	44,853.29CR	510,821.79CR	557,596.51CR
ROAD & BRIDGE GEN NO. 1						
41 -000-1030	CASH IN BANK	566,945.68	314.61	53,626.29CR	513,634.00	542,346.68
41 -000-1040	CASH IN TEX POOL	15,022.45	0.30	0.00	15,022.75	15,022.46
	FUND 41 TOTAL	581,968.13	314.91	53,626.29CR	528,656.75	557,369.14
ROAD & BRIDGE GEN NO. 2						
42 -000-1030	CASH IN BANK	651,108.04	661.81	43,886.44CR	607,883.41	631,792.60
42 -000-1040	CASH IN TEXPOOL	15,260.10	0.30	0.00	15,260.40	15,260.11
	FUND 42 TOTAL	666,368.14	662.11	43,886.44CR	623,143.81	647,052.71
ROAD & BRIDGE GEN NO. 3						
43 -000-1030	CASH IN BANK	358,966.02	54.73	25,624.30CR	333,396.45	350,293.46
43 -000-1040	CASH IN TEX POOL	23,985.93	0.60	0.00	23,986.53	23,985.95
	FUND 43 TOTAL	382,951.95	55.33	25,624.30CR	357,382.98	374,279.41
ROAD & BRIDGE GEN NO. 4						
44 -000-1030	CASH IN BANK	810,304.07	123.95	43,052.84CR	767,375.18	793,347.87
44 -000-1040	CASH IN TEX POOL	14,571.00	0.30	0.00	14,571.30	14,571.01
	FUND 44 TOTAL	824,875.07	124.25	43,052.84CR	781,946.48	807,918.88

		BEGINNING	TOTAL	TOTAL	ENDING	AVERAGE
		BALANCE	DEBITS	CREDITS	BALANCE	DAILY
						BALANCE
ROAD & BRIDGE LATERAL RD						
45 -000-1030	CASH IN BANK	20,945.88	0.00	0.00	20,945.88	20,945.88
	FUND 45 TOTAL	20,945.88	0.00	0.00	20,945.88	20,945.88
PCT#1 EQUIPMENT REPLACMNT						
50 -000-1030	CASH IN BANK	25,587.94	4.00	0.00	25,591.94	25,588.07
50 -000-1040	CASH IN TEX POOL	0.00	0.00	0.00	0.00	0.00
	FUND 50 TOTAL	25,587.94	4.00	0.00	25,591.94	25,588.07
PCT#2 EQUIPMENT REPLACMNT						
51 -000-1030	CASH IN BANK	90,381.54	14.12	0.00	90,395.66	90,382.01
51 -000-1040	CASH IN TEX POOL	0.00	0.00	0.00	0.00	0.00
	FUND 51 TOTAL	90,381.54	14.12	0.00	90,395.66	90,382.01
PCT#3 EQUIPMENT REPLACMNT						
52 -000-1030	CASH IN BANK	3.03	0.00	0.00	3.03	3.03
52 -000-1040	CASH IN TEX POOL	0.00	0.00	0.00	0.00	0.00
	FUND 52 TOTAL	3.03	0.00	0.00	3.03	3.03
PCT#4 EQUIPMENT REPLACMNT						
53 -000-1030	CASH IN BANK	95,188.72	14.87	0.00	95,203.59	95,189.22
53 -000-1040	CASH IN TEX POOL	0.00	0.00	0.00	0.00	0.00
	FUND 53 TOTAL	95,188.72	14.87	0.00	95,203.59	95,189.22
CONSTRUCTION GRANTS						
55 -000-1030	CASH IN BANK	0.00	0.00	0.00	0.00	0.00
55 -000-1050	CASH-COMMUNITY A	0.00	0.00	0.00	0.00	0.00
	FUND 55 TOTAL	0.00	0.00	0.00	0.00	0.00
MAURITZ CAMP FUND						
56 -000-1030	CASH IN BANK	11,380.54	1.78	0.00	11,382.32	11,380.60
56 -000-1040	CASH IN TEXPOOL	0.00	0.00	0.00	0.00	0.00
	FUND 56 TOTAL	11,380.54	1.78	0.00	11,382.32	11,380.60

		BEGINNING	TOTAL	TOTAL	ENDING	AVERAGE
		BALANCE	DEBITS	CREDITS	BALANCE	DAILY
						BALANCE
ABANDONED MOTOR VEHICLE						
57 -000-1030	CASH IN BANK	22,155.48	0.00	2,293.38CR	19,862.10	21,562.98
57 -000-1040	CASH IN TEXPOOL	0.00	0.00	0.00	0.00	0.00
57 -000-1055	CASH IN BANK - A	1,840.64	0.00	0.00	1,840.64	1,840.64
FUND 57	TOTAL	23,996.12	0.00	2,293.38CR	21,702.74	23,403.62
COASTAL IMPCT ASSISTANCE						
72 -000-1030	CASH IN BANK	33,830.02	51,136.12	52,979.62CR	31,986.52	34,597.42
FUND 72	TOTAL	33,830.02	51,136.12	52,979.62CR	31,986.52	34,597.42
AIRPORT						
80 -000-1030	CASH IN BANK	6,781.01	2,000.77	4,191.66CR	4,590.12	4,980.21
80 -000-1032	CLEARING	0.00	0.00	0.00	0.00	0.00
80 -000-1040	CASH IN TEXPOOL	0.00	0.00	0.00	0.00	0.00
FUND 80	TOTAL	6,781.01	2,000.77	4,191.66CR	4,590.12	4,980.21
JAIL COMMISSARY						
81 -000-1030	CASH IN BANK	124.85	0.00	492.04CR	367.19CR	8.35CR
81 -000-1040	CASH IN TEXPOOL	0.00	0.00	0.00	0.00	0.00
FUND 81	TOTAL	124.85	0.00	492.04CR	367.19CR	8.35CR
STATE FEES						
88 -000-1030	CASH IN BANK	40,052.75	26,268.20	3,737.25CR	62,583.70	51,720.97
FUND 88	TOTAL	40,052.75	26,268.20	3,737.25CR	62,583.70	51,720.97
TRUST INVESTMENT						
89 -000-1020	CASH- WILBREEZE	0.00	0.00	0.00	0.00	0.00
89 -000-1030	CASH IN BANK	0.00	0.00	0.00	0.00	0.00
89 -000-1040	CASH IN TEXPOOL	74,683.22	1.50	0.00	74,684.72	74,683.27
89 -000-1060	CASH IN BANK - M	30,828.65	10.14	0.00	30,838.79	30,828.99
FUND 89	TOTAL	105,511.87	11.64	0.00	105,523.51	105,512.26
DISTRICT CLERK RESRV ACCT						
90 -000-1030	CASH IN BANK	150,445.37	15.00	17.37CR	150,443.00	150,450.71

		BEGINNING BALANCE	TOTAL DEBITS	TOTAL CREDITS	ENDING BALANCE	AVERAGE DAILY BALANCE
90 -000-1040	CASH IN TEXPOOL	0.00	0.00	0.00	0.00	0.00
	FUND 90 TOTAL	150,445.37	15.00	17.37CR	150,443.00	150,450.71
CNTYWIDE DRAINAGE DIST						
92 -000-1030	CASH IN BANK	28.36	81,391.97	21,246.43CR	60,173.90	30,997.29
92 -000-1040	CASH IN TEXPOOL	0.00	0.00	0.00	0.00	0.00
	FUND 92 TOTAL	28.36	81,391.97	21,246.43CR	60,173.90	30,997.29
	REPORT TOTALS	7,791,307.39	1,106,758.82	991,586.95CR	7,906,479.26	7,957,203.87
=====						

Pledge Security Listing

November 30, 2014

ID	CUSIP	Description	Safekeeping Location	Safekeeping Receipt	Coupon	Maturity Date	Call Date	Moody	S&P	Fitch	FASB115	Face Amount	Current Par	Current Book Value	Market Value	Gain(Loss)
JACKSON COUNTY																
863	31335HQ30	FHLMC C90474	FHLB	xxx	7.00	08/01/2021		AAA	AA+	AAA	HTM	1,057,687	11,096.68	11,099.62	12,266.99	1,167.37
1115	31400EFU9	FNMA 685179	FHLB	xxx	5.00	03/01/2018		AAA	AA+	AAA	HTM	9,500,000	459,676.41	459,846.41	482,275.43	22,429.02
2047	3128MBNA1	FHLMC G12885	FHLB	x	5.00	06/01/2021		AAA	AA+	AAA	HTM	8,737,093	939,165.44	939,145.06	1,003,268.83	64,123.77
2412	3128MBTJ6	FHLMC G13053	FHLB	x	4.50	04/01/2023		AAA	AA+	AAA	HTM	13,200,000	1,080,063.34	1,083,624.92	1,153,918.21	70,293.29
2473	31416XHX1	FNMA AB2045	FHLB	x	3.50	01/01/2021		AAA	AA+	AAA	HTM	3,747,053	1,203,979.57	1,208,535.42	1,254,335.69	45,800.27
2493	31417ADJ5	FNMA AB3704	FHLB	x	3.00	10/01/2021		AAA	AA+	AAA	HTM	8,535,819	3,524,442.74	3,570,203.86	3,634,403.73	64,199.87
2516	3138AXXQ9	FNMA AJ6086	FHLB	x	3.00	12/01/2026		AAA	AA+	AAA	HTM	4,400,000	2,462,468.71	2,495,301.62	2,558,566.55	63,264.93
3546	31410LKN1	FNMA 890501	FHLB		2.00	11/01/2027		AAA	AA+	AAA	HTM	11,250,000	9,103,400.55	9,269,125.07	9,027,159.57	(241,965.50)
3999	3128MMRT2	FHLMC G18497	FHLB		3.00	01/01/2029		AAA	AA+	AAA	HTM	5,000,000	4,599,315.35	4,681,475.11	4,770,409.84	88,934.72
Total for JACKSON COUNTY												65,427,652	23,383,608.79	23,718,357.09	23,896,604.84	178,247.74

Although the information in this report has been obtained from sources believed to be reliable, its accuracy cannot be guaranteed.

11/25/2014 3:05:02 PM

<u>INVESTMENTS</u>	<u>NAME</u>	<u>ACC'T #</u>	<u>10/31/2014 BALANCE</u>	<u>INTEREST</u>	<u>DEPOSIT</u>	<u>WITHDRAW</u>	<u>11/30/2014 BALANCE</u>
	Road & Bridge Precinct #1	1100	15,022.45	0.30			15,022.75
	Road & Bridge Precinct #2	1200	15,260.10	0.30			15,260.40
	Road & Bridge Precinct #3	1300	23,985.93	0.60			23,986.53
	Road & Bridge Precinct #4	1400	14,571.00	0.30			14,571.30
	General	1500	246,443.85	5.77			246,449.62
	Moore Seizure	7104	2,468.80				2,468.80
	DeLeon Seizure	7203	1,865.18				1,865.18
	Rojas Seizure	7210	10,909.54	0.30			10,909.84
	Ewing Seizure	7213	10,716.46	0.30			10,716.76
	Roman Seizure	7301	5,263.76				5,263.76
	Barron Seizure	7308	4,970.58				4,970.58
	Guerrero Seizure	7309	15,308.49	0.30			15,308.79
	Villareal Seizure #2	7319	1,903.66				1,903.66
	Villareal Seizure #3	7320	1,665.10				1,665.10
	Binning Heirs Trust Cause #4563	7406	2,224.09				2,224.09
	Cordele Church & Cemetery	7502	8,845.79	0.30			8,846.09
	Callis Receivership	7504	8,541.77	0.30			8,542.07
	TOTAL IN TEXPOOL		389,966.55	8.77	0.00	0.00	389,975.32
	AVERAGE INTEREST		0.0268%				0.0286%
	Texas CLASS		505,266.76	39.53			505,306.29
	AVERAGE INTEREST		0.1000%				0.1000%
	Transfer Station Certificate of Deposit	Prosperity	17,724.46				17,724.46
	Depository Money Market	Prosperity	3,554,040.52	1,175.57		130,000.00	3,425,216.09
	AVERAGE INTEREST		0.4000%				0.4000%
	Sandoval & Dean Seizure Money Market	Prosperity	30,828.65	10.14			30,838.79
	AVERAGE INTEREST		0.3800%				0.4000%
	DEPOSITORY BANK ACCOUNT INTEREST			1,044.86			
	Cafeteria (Flexible Spending) Account		4,435.20			1,249.40	3,185.80

This report is made in accordance with provisions of Government Code 2256 (Section 2256.023), the Public Funds Investment Act.

The investments held in the Jackson County portfolio comply with the Public Funds Investment Act and the County's investment policy and strategies.

This report is true and correct to the best of my knowledge and belief according to the records of this office.

Mary Horton

Mary Horton, CCT, CIO