



MINUTES OF COUNTY FINANCES
TREASURER'S REPORT

IN THE MATTER OF COUNTY
FINANCES IN THE HANDS OF
MARY HORTON, TREASURER
OF JACKSON COUNTY, TEXAS


COMMISSIONERS' COURT JACKSON
COUNTY, TEXAS IN REGULAR
SESSION FEBRUARY TERM 2012

IN ACCORDANCE with Section 114.026, Local Government Code, we, the undersigned, constituting the entire Commissioners' Court of said County, certify that on the 27th day of February 2012, at the Regular term of Court, we compared and examined the monthly report of Mary Horton, Treasurer of Jackson County, Texas, for January 2012, and finding the same correct, entered an order in the Minutes approving said report, which states total cash and other assets on hand as: **\$8,844,140.00.**


Dennis Simons, County Judge



Wayne Hunt, Commissioner Pct. 1


Wayne Bubela, Commissioner Pct. 2



Johnny E. Belicek, Commissioner Pct. 3


Larry Deyton, Commissioner Pct. 4

SWORN TO AND SUBSCRIBED BEFORE ME, by Dennis Simons, County Judge, and County Commissioners of said Jackson County, each respectively, on this the 27th day of February A.D., 2012.


Attest: Barbara Williams, County Clerk

FILED FOR RECORD THIS the 27th day of February A.D., 2012, and recorded on the 27th day of February A.D., 2012.


Barbara Williams, County Clerk and
Ex-Officio Clerk of the Commissioners'
Court in and for Jackson County, Texas.

By: _____
Deputy

		BEGINNING	TOTAL	TOTAL	ENDING	AVERAGE
		BALANCE	DEBITS	CREDITS	BALANCE	DAILY
						BALANCE
GENERAL						
10 -000-1020	CHANGE FUND/PETT	141.00	0.00	0.00	141.00	141.00
10 -000-1030	CASH IN BANK	3,499,660.13	1,397,836.12	576,114.06CR	4,321,382.19	3,922,983.65
10 -000-1034	CASH IN BANK -	1,493.52	2,914.88	1,452.52CR	2,955.88	1,009.45
10 -000-1040	CASH IN TEX POOL	245,869.13	19.72	0.00	245,888.85	245,871.17
10 -000-1042	CASH IN TEXAS CL	503,013.78	88.73	0.00	503,102.51	503,016.64
10 -000-1045	CASH IN T BILLS	0.00	0.00	0.00	0.00	0.00
10 -000-1046	CASH IN C.D.'S	17,548.15	0.00	0.00	17,548.15	17,548.15
10 -000-1051	CASH IN ESCROW-L	980.98	0.00	0.00	980.98	980.98
FUND 10 TOTAL		4,268,706.69	1,400,859.45	577,566.58CR	5,091,999.56	4,691,551.04
SALES TAX						
11 -000-1030	CASH IN BANK	907,923.52	82,336.62	0.00	990,260.14	960,692.38
11 -000-1040	CASH IN TEX POOL	4,782.90	0.38	0.00	4,783.28	4,782.91
FUND 11 TOTAL		912,706.42	82,337.00	0.00	995,043.42	965,475.29
PERMANENT IMPROVEMENT						
12 -000-1030	CASH IN BANK	316,362.58	188.52	810.00CR	315,741.10	315,767.69
12 -000-1040	CASH IN TEX POOL	1,025.54	0.00	0.00	1,025.54	1,025.54
FUND 12 TOTAL		317,388.12	188.52	810.00CR	316,766.64	316,793.23
COMMISSARY TELEPHONE						
15 -000-1030	CASH IN BANK	77,766.17	4,498.75	2,960.64CR	79,304.28	77,577.96
15 -000-1040	CASH IN TEXPOOL	4,000.31	0.32	0.31CR	4,000.32	4,000.01
FUND 15 TOTAL		81,766.48	4,499.07	2,960.95CR	83,304.60	81,577.97
COURT REPORTER SERVICES						
16 -000-1030	CASH IN BANK	5,524.08	285.00	0.00	5,809.08	5,627.14
FUND 16 TOTAL		5,524.08	285.00	0.00	5,809.08	5,627.14
DISTRICT ATTORNEY-HOT CHK						
17 -000-1030	CASH IN BANK	21,811.56	1,014.30	1,647.27CR	21,178.59	21,134.80
17 -000-1040	CASH IN TEX POOL	0.00	0.00	0.00	0.00	0.00
FUND 17 TOTAL		21,811.56	1,014.30	1,647.27CR	21,178.59	21,134.80

		BEGINNING	TOTAL	TOTAL	ENDING	AVERAGE
		BALANCE	DEBITS	CREDITS	BALANCE	DAILY
						BALANCE
ELECTIONS ADMINISTRATION						
18 -000-1030	CASH IN BANK	21.23	0.00	0.00	21.23	21.23
	FUND 18 TOTAL	<u>21.23</u>	<u>0.00</u>	<u>0.00</u>	<u>21.23</u>	<u>21.23</u>
FORFEITURE-DIST ATTORNEY						
19 -000-1030	CASH IN BANK	73,122.12	4,463.45	2,057.32CR	75,528.25	74,463.71
19 -000-1040	CASH IN TEXPOOL	9,029.71	0.67	0.00	9,030.38	9,029.73
	FUND 19 TOTAL	<u>82,151.83</u>	<u>4,464.12</u>	<u>2,057.32CR</u>	<u>84,558.63</u>	<u>83,493.44</u>
CAPITAL MURDER						
20 -000-1030	CASH IN BANK	0.00	0.00	0.00	0.00	0.00
20 -000-1040	CASH IN TEXPOOL	0.00	0.00	0.00	0.00	0.00
	FUND 20 TOTAL	<u>0.00</u>	<u>0.00</u>	<u>0.00</u>	<u>0.00</u>	<u>0.00</u>
FORFEITURE-SHERIFF						
21 -000-1030	CASH IN BANK	21,565.50	107.42	402.31CR	21,270.61	21,452.22
21 -000-1040	CASH IN TEXPOOL	5,638.46	0.43	0.00	5,638.89	5,638.47
	FUND 21 TOTAL	<u>27,203.96</u>	<u>107.85</u>	<u>402.31CR</u>	<u>26,909.50</u>	<u>27,090.69</u>
HEALTH						
22 -000-1020	CHANGE FUND/PETT	0.00	0.00	0.00	0.00	0.00
22 -000-1030	CASH IN BANK	2,702.28	11,798.40	2,247.01CR	12,253.67	6,372.88
22 -000-1040	CASH IN TEXPOOL	4,674.07	0.16	4,674.23CR	0.00	2,412.19
	FUND 22 TOTAL	<u>7,376.35</u>	<u>11,798.56</u>	<u>6,921.24CR</u>	<u>12,253.67</u>	<u>8,785.07</u>
TECHNOLOGY FUND						
23 -000-1030	CASH IN BANK	6,524.99	596.93	362.66CR	6,759.26	6,596.46
23 -000-1040	CASH IN TEXPOOL	0.00	0.00	0.00	0.00	0.00
	FUND 23 TOTAL	<u>6,524.99</u>	<u>596.93</u>	<u>362.66CR</u>	<u>6,759.26</u>	<u>6,596.46</u>
JUV PROB DISCRETIONARY						
24 -000-1030	CASH IN BANK	5,592.11	110.00	1,550.00CR	4,152.11	4,457.76
	FUND 24 TOTAL	<u>5,592.11</u>	<u>110.00</u>	<u>1,550.00CR</u>	<u>4,152.11</u>	<u>4,457.76</u>

		BEGINNING BALANCE	TOTAL DEBITS	TOTAL CREDITS	ENDING BALANCE	AVERAGE DAILY BALANCE
JUVENILE PROBATION GRANTS						
25 -000-1030	CASH IN BANK	40,385.37	11,268.58	7,703.14CR	43,950.81	40,956.35
25 -000-1040	CASH IN TEXPOOL	2,080.56	0.14	0.00	2,080.70	2,080.56
FUND 25	TOTAL	42,465.93	11,268.72	7,703.14CR	46,031.51	43,036.91
LAW LIBRARY						
26 -000-1030	CASH IN BANK	12,822.46	1,120.00	1,146.51CR	12,795.95	12,934.44
FUND 26	TOTAL	12,822.46	1,120.00	1,146.51CR	12,795.95	12,934.44
LEOSE-LAW ENF OFFICERS ED						
27 -000-1030	CASH IN BANK	5,792.48	0.00	268.50CR	5,523.98	5,620.37
FUND 27	TOTAL	5,792.48	0.00	268.50CR	5,523.98	5,620.37
LIBRARY-MEMORIAL FUND						
28 -000-1030	CASH IN BANK	90,734.83	228.15	140.93CR	90,822.05	90,704.68
28 -000-1040	CASH IN TEXPOOL	2,122.50	0.14	0.00	2,122.64	2,122.50
FUND 28	TOTAL	92,857.33	228.29	140.93CR	92,944.69	92,827.18
RECORDS MGT- COUNTY CLERK						
29 -000-1030	CASH IN BANK	91,284.39	4,283.52	2,683.93CR	92,883.98	91,939.79
29 -000-1040	CASH IN TEXPOOL	2,600.21	0.20	0.21CR	2,600.20	2,600.01
FUND 29	TOTAL	93,884.60	4,283.72	2,684.14CR	95,484.18	94,539.80
RECORDS MGT - COUNTY						
30 -000-1030	CASH IN BANK	25,578.04	702.23	138.31CR	26,141.96	25,713.93
30 -000-1040	CASH IN TEXPOOL	0.00	0.00	0.00	0.00	0.00
FUND 30	TOTAL	25,578.04	702.23	138.31CR	26,141.96	25,713.93
RECORDS MGT - DIST CLERK						
31 -000-1030	CASH IN BANK	1,805.81	457.15	224.34CR	2,038.62	1,840.03
31 -000-1040	CASH IN TEXPOOL	0.00	0.00	0.00	0.00	0.00
FUND 31	TOTAL	1,805.81	457.15	224.34CR	2,038.62	1,840.03

		BEGINNING BALANCE	TOTAL DEBITS	TOTAL CREDITS	ENDING BALANCE	AVERAGE DAILY BALANCE
SECURITY FUND						
32 -000-1030	CASH IN BANK	78,998.73	1,573.55	1,185.10CR	79,387.18	79,396.26
32 -000-1040	CASH IN TEXPOOL	5,000.31	0.38	0.31CR	5,000.38	5,000.01
FUND 32	TOTAL	<u>83,999.04</u>	<u>1,573.93</u>	<u>1,185.41CR</u>	<u>84,387.56</u>	<u>84,396.27</u>
APPELLATE JUDICIAL SYSTEM						
33 -000-1030	CASH IN BANK	0.00	0.00	0.00	0.00	0.00
FUND 33	TOTAL	<u>0.00</u>	<u>0.00</u>	<u>0.00</u>	<u>0.00</u>	<u>0.00</u>
CHILD ABUSE PREVENTION						
34 -000-1030	CASH IN BANK	3,210.22	216.00	0.00	3,426.22	3,358.96
FUND 34	TOTAL	<u>3,210.22</u>	<u>216.00</u>	<u>0.00</u>	<u>3,426.22</u>	<u>3,358.96</u>
CHILD WELFARE						
35 -000-1030	CASH IN BANK	8,013.50	4.78	0.00	8,018.28	8,013.65
35 -000-1040	CASH IN TEXPOOL	4,194.61	0.32	0.00	4,194.93	4,194.62
FUND 35	TOTAL	<u>12,208.11</u>	<u>5.10</u>	<u>0.00</u>	<u>12,213.21</u>	<u>12,208.27</u>
HISTORICAL COMMISSION						
36 -000-1030	CASH IN BANK	20,158.13	11,493.40	45.00CR	31,606.53	30,812.11
36 -000-1040	CASH IN TEX POOL	3,500.87	0.28	0.00	3,501.15	3,500.88
FUND 36	TOTAL	<u>23,659.00</u>	<u>11,493.68</u>	<u>45.00CR</u>	<u>35,107.68</u>	<u>34,312.99</u>
MEDIATION FUND						
37 -000-1030	CASH IN BANK	1,450.00	0.00	0.00	1,450.00	1,450.00
FUND 37	TOTAL	<u>1,450.00</u>	<u>0.00</u>	<u>0.00</u>	<u>1,450.00</u>	<u>1,450.00</u>
JURY						
38 -000-1030	CASH IN BANK	0.00	0.00	0.00	0.00	0.00
FUND 38	TOTAL	<u>0.00</u>	<u>0.00</u>	<u>0.00</u>	<u>0.00</u>	<u>0.00</u>
HIGHWAY						
40 -000-1030	CASH IN BANK	474,231.45CR	45,428.15	0.00	428,803.30CR	450,923.17CR
FUND 40	TOTAL	<u>474,231.45CR</u>	<u>45,428.15</u>	<u>0.00</u>	<u>428,803.30CR</u>	<u>450,923.17CR</u>

		BEGINNING	TOTAL	TOTAL	ENDING	AVERAGE
		BALANCE	DEBITS	CREDITS	BALANCE	DAILY
						BALANCE
ROAD & BRIDGE GEN NO. 1						
41 -000-1030	CASH IN BANK	630,207.03	5,598.51	38,823.71CR	596,981.83	617,426.19
41 -000-1040	CASH IN TEX POOL	14,989.57	1.07	0.00	14,990.64	14,989.60
FUND 41	TOTAL	<u>645,196.60</u>	<u>5,599.58</u>	<u>38,823.71CR</u>	<u>611,972.47</u>	<u>632,415.79</u>
ROAD & BRIDGE GEN NO. 2						
42 -000-1030	CASH IN BANK	77,026.62	17,846.49	36,790.42CR	58,082.69	74,481.12
42 -000-1040	CASH IN TEXPOOL	15,226.57	1.15	0.00	15,227.72	15,226.61
FUND 42	TOTAL	<u>92,253.19</u>	<u>17,847.64</u>	<u>36,790.42CR</u>	<u>73,310.41</u>	<u>89,707.73</u>
ROAD & BRIDGE GEN NO. 3						
43 -000-1030	CASH IN BANK	242,895.53	2,770.04	23,377.19CR	222,288.38	233,631.88
43 -000-1040	CASH IN TEX POOL	23,932.83	1.76	0.00	23,934.59	23,932.89
FUND 43	TOTAL	<u>266,828.36</u>	<u>2,771.80</u>	<u>23,377.19CR</u>	<u>246,222.97</u>	<u>257,564.77</u>
ROAD & BRIDGE GEN NO. 4						
44 -000-1030	CASH IN BANK	660,066.72	7,869.26	42,907.86CR	625,028.12	645,041.77
44 -000-1040	CASH IN TEX POOL	14,539.52	1.05	0.00	14,540.57	14,539.55
FUND 44	TOTAL	<u>674,606.24</u>	<u>7,870.31</u>	<u>42,907.86CR</u>	<u>639,568.69</u>	<u>659,581.32</u>
ROAD & BRIDGE LATERAL RD						
45 -000-1030	CASH IN BANK	21,204.58	0.00	0.00	21,204.58	21,204.58
FUND 45	TOTAL	<u>21,204.58</u>	<u>0.00</u>	<u>0.00</u>	<u>21,204.58</u>	<u>21,204.58</u>
PCT#1 BRIDGE REPLACEMENT						
46 -000-1030	CASH IN BANK	0.00	0.00	0.00	0.00	0.00
46 -000-1040	CASH IN TEX POOL	0.00	0.00	0.00	0.00	0.00
FUND 46	TOTAL	<u>0.00</u>	<u>0.00</u>	<u>0.00</u>	<u>0.00</u>	<u>0.00</u>
PCT#2 BRIDGE REPLACEMENT						
47 -000-1030	CASH IN BANK	0.00	0.00	0.00	0.00	0.00
47 -000-1040	CASH IN TEX POOL	0.00	0.00	0.00	0.00	0.00
FUND 47	TOTAL	<u>0.00</u>	<u>0.00</u>	<u>0.00</u>	<u>0.00</u>	<u>0.00</u>

	BEGINNING BALANCE	TOTAL DEBITS	TOTAL CREDITS	ENDING BALANCE	AVERAGE DAILY BALANCE
PCT#3 BRIDGE REPLACEMENT					
48 -000-1030 CASH IN BANK	0.00	0.00	0.00	0.00	0.00
48 -000-1040 CASH IN TEX POOL	0.00	0.00	0.00	0.00	0.00
FUND 48 TOTAL	0.00	0.00	0.00	0.00	0.00
PCT#4 BRIDGE REPLACEMENT					
49 -000-1030 CASH IN BANK	0.00	0.00	0.00	0.00	0.00
49 -000-1040 CASH IN TEX POOL	0.00	0.00	0.00	0.00	0.00
FUND 49 TOTAL	0.00	0.00	0.00	0.00	0.00
PCT#1 EQUIPMENT REPLACMNT					
50 -000-1030 CASH IN BANK	16.63CR	0.00	0.00	16.63CR	16.63CR
50 -000-1040 CASH IN TEX POOL	0.96	0.00	0.00	0.96	0.96
FUND 50 TOTAL	15.67CR	0.00	0.00	15.67CR	15.67CR
PCT#2 EQUIPMENT REPLACMNT					
51 -000-1030 CASH IN BANK	22,089.45	8.09	29,400.00CR	7,302.46CR	13,554.23
51 -000-1040 CASH IN TEX POOL	0.78	0.00	0.00	0.78	0.78
FUND 51 TOTAL	22,090.23	8.09	29,400.00CR	7,301.68CR	13,555.01
PCT#3 EQUIPMENT REPLACMNT					
52 -000-1030 CASH IN BANK	42,089.79	23.34	10,327.29CR	31,785.84	39,092.30
52 -000-1040 CASH IN TEX POOL	0.13	0.00	0.00	0.13	0.13
FUND 52 TOTAL	42,089.92	23.34	10,327.29CR	31,785.97	39,092.43
PCT#4 EQUIPMENT REPLACMNT					
53 -000-1030 CASH IN BANK	93,136.74	55.61	0.00	93,192.35	93,138.53
53 -000-1040 CASH IN TEX POOL	4,734.80	0.38	0.00	4,735.18	4,734.81
FUND 53 TOTAL	97,871.54	55.99	0.00	97,927.53	97,873.34
COMMUNITY DEVELOPMNT GRNT					
55 -000-1050 CASH-COMMUNITY A	20.00	90,813.03	5,983.03CR	84,850.00	58,836.49
FUND 55 TOTAL	20.00	90,813.03	5,983.03CR	84,850.00	58,836.49

		BEGINNING BALANCE	TOTAL DEBITS	TOTAL CREDITS	ENDING BALANCE	AVERAGE DAILY BALANCE
MAURITZ CAMP FUND						
56 -000-1030	CASH IN BANK	10,303.23	6.15	0.00	10,309.38	10,303.43
56 -000-1040	CASH IN TEXPOOL	942.24	0.00	0.00	942.24	942.24
FUND 56	TOTAL	11,245.47	6.15	0.00	11,251.62	11,245.67
ABANDONED MOTOR VEHICLE						
57 -000-1030	CASH IN BANK	9,206.45	0.00	0.00	9,206.45	9,206.45
57 -000-1040	CASH IN TEXPOOL	4,122.52	0.32	0.31CR	4,122.53	4,122.22
57 -000-1055	CASH IN BANK - A	10,195.21	0.00	0.00	10,195.21	10,195.21
FUND 57	TOTAL	23,524.18	0.32	0.31CR	23,524.19	23,523.88
RECYCLING GRANT						
58 -000-1030	CASH IN BANK	0.00	0.00	0.00	0.00	0.00
FUND 58	TOTAL	0.00	0.00	0.00	0.00	0.00
TIFB GRANT						
59 -000-1030	CASH IN BANK	0.00	0.00	0.00	0.00	0.00
FUND 59	TOTAL	0.00	0.00	0.00	0.00	0.00
COASTAL IMPCT ASSISTANCE						
72 -000-1030	CASH IN BANK	8,414.78	0.00	0.00	8,414.78	8,414.78
FUND 72	TOTAL	8,414.78	0.00	0.00	8,414.78	8,414.78
AIRPORT						
80 -000-1030	CASH IN BANK	46,007.61	1,041.58	1,644.84CR	45,404.35	45,269.87
80 -000-1032	CLEARING	365.30	0.00	365.30CR	0.00	141.19
80 -000-1040	CASH IN TEXPOOL	4,973.28	0.38	0.00	4,973.66	4,973.29
FUND 80	TOTAL	51,346.19	1,041.96	2,010.14CR	50,378.01	50,384.35
JAIL COMMISSARY						
81 -000-1030	CASH IN BANK	2,863.39CR	0.00	1,407.21CR	4,270.60CR	3,343.93CR
81 -000-1040	CASH IN TEXPOOL	1,275.53	0.01	0.00	1,275.54	1,275.53
FUND 81	TOTAL	1,587.86CR	0.01	1,407.21CR	2,995.06CR	2,068.40CR

	BEGINNING BALANCE	TOTAL DEBITS	TOTAL CREDITS	ENDING BALANCE	AVERAGE DAILY BALANCE
PASSPORT PICTURE FUND					
82 -000-1030 CASH IN BANK	0.00	0.00	0.00	0.00	0.00
FUND 82 TOTAL	0.00	0.00	0.00	0.00	0.00
STATE FEES					
88 -000-1030 CASH IN BANK	68,015.19	25,958.39	65,646.50CR	28,327.08	74,677.72
FUND 88 TOTAL	68,015.19	25,958.39	65,646.50CR	28,327.08	74,677.72
TRUST INVESTMENT					
89 -000-1020 CASH- WILBREEZE	0.00	0.00	0.00	0.00	0.00
89 -000-1030 CASH IN BANK	151.62	14,952.85	14,652.85CR	451.62	3,061.41
89 -000-1040 CASH IN TEXPOOL	86,226.11	116.22	14,842.12CR	71,500.21	75,929.58
FUND 89 TOTAL	86,377.73	15,069.07	29,494.97CR	71,951.83	78,990.99
DISTRICT CLERK RESRV ACCT					
90 -000-1030 CASH IN BANK	25,287.48	0.00	0.00	25,287.48	25,287.48
90 -000-1040 CASH IN TEXPOOL	0.00	0.00	0.00	0.00	0.00
FUND 90 TOTAL	25,287.48	0.00	0.00	25,287.48	25,287.48
CNTYWIDE DRAINAGE DIST					
92 -000-1030 CASH IN BANK	122,034.10	236,836.94	167,894.79CR	190,976.25	183,407.57
92 -000-1040 CASH IN TEXPOOL	0.00	0.00	0.00	0.00	0.00
FUND 92 TOTAL	122,034.10	236,836.94	167,894.79CR	190,976.25	183,407.57
OFFICE FEE ACCOUNT					
93 -000-1030 CASH IN BANK	0.00	0.00	0.00	0.00	0.00
FUND 93 TOTAL	0.00	0.00	0.00	0.00	0.00
OMNIBASE COLLECTION FUND					
94 -000-1030 CASH IN BANK	0.00	0.00	0.00	0.00	0.00
FUND 94 TOTAL	0.00	0.00	0.00	0.00	0.00
REPORT TOTALS	7,919,077.64	1,986,940.39	1,061,878.03CR	8,844,140.00	8,497,599.93

Pledge Security Listing
January 31, 2012

Cusip	ID	Description	Safekeep	Receipt	Face	Current Par	Cpn	Call	Mature	Moody S&P	Fitch	F115	Book	Market	Gain
JACKSON COUNTY															
31335HQ30	863	FHLMC C90474	FHLB	xxx	1,057,687	28,122	7.00		08/01/21	AAA	AAA	HTM	28,144.57	30,521.26	2,376.69
31400EFU9	1115	FNMA 685179	FHLB	xxx	9,500,000	1,439,135	5.00		03/01/18	AAA	AAA	HTM	1,442,004.92	1,526,964.57	84,959.64
3128H4SR1	1176	FHLMC E96828	FHLB	xxx	2,113,672	90,844	4.50		06/01/13	AAA	AAA	HTM	90,861.08	92,481.95	1,620.87
31371LFS3	1189	FNMA 254988	FHLB	x	4,620,668	279,139	4.00		11/01/13	AAA	AAA	HTM	279,146.07	284,655.47	5,509.40
31283KT40	1194	FHLMC G-11471	FHLB	x	12,320,786	678,713	4.00		11/01/13	AAA	AAA	HTM	678,685.36	690,895.94	12,210.58
3128MBNA1	2047	FHLMC G-12885	FHLB	x	8,737,093	2,735,733	5.00		06/01/21	AAA	AAA	HTM	2,735,513.85	2,928,704.31	193,190.47
3128MBTJ6	2412	FHLMC G-13053	FHLB	x	13,200,000	3,985,905	4.50		04/01/23	AAA	AAA	HTM	4,039,524.35	4,233,361.43	193,837.08
31416XXH1	2473	FNMA AB2045	FHLB	x	2,997,642	2,486,099	3.50		01/01/21	AAA	AAA	HTM	2,516,711.40	2,618,657.15	102,145.76
31416XXH1	2473	FNMA AB2045	FHLB	x	749,411	621,525	3.50		01/01/21	AAA	AAA	HTM	629,177.85	654,714.29	25,536.44
3138AXXQ9	2516	FNMA AJ6086	FHLB	x	1,100,000	1,086,218	3.00		12/01/26	AAA	AAA	HTM	1,115,935.22	1,124,574.95	8,639.73
3138AXXQ9	2516	FNMA AJ6086	FHLB	x	3,300,000	3,258,654	3.00		12/01/26	AAA	AAA	HTM	3,347,805.65	3,373,724.85	25,919.19
649 - JACKSON COUNTY					59,696,958	16,700,087							16,903,510.32	17,559,456.17	855,945.85

Reference to Interest Rate Shifts represent a shift in the Treasury Curve. Actual Market Yield shift on Individual Securities may differ. See the report 'Market Yield Shift Assumptions' for more information.

Other Reports



1-800-922-8860, mclplanning.com

Although the information in this report has been obtained from sources believed to be reliable, its accuracy cannot be guaranteed.

Report Set Page # 167
01/31/12 - 4:43:21 PM
s:\Operational Departments\Accounting Department\Portfolio\mcp portfolio files\PledgeRptb12012.csv
Version 12/12/2011

<u>INVESTMENTS</u>			12/31/2011				01/31/2012
NAME	ACC'T #	BALANCE	INTEREST	DEPOSIT	WITHDRAW	BALANCE	
Road & Bridge Precinct #1	1100	14,989.57	1.07			14,990.64	
Road & Bridge Precinct #2	1200	15,226.57	1.15			15,227.72	
Road & Bridge Precinct #3	1300	23,932.83	1.76			23,934.59	
Road & Bridge Precinct #4	1400	14,539.52	1.05			14,540.57	
General	1500	245,869.13	18.27	1.45		245,888.85	
Historical Commission	1700	3,500.87	0.28			3,501.15	
Child Welfare	1800	4,194.61	0.32			4,194.93	
Sales Tax	2500	4,782.90	0.38			4,783.28	
Brackenridge School	4200	2,122.50	0.14			2,122.64	
Sheriff Forfeiture	4600	5,638.46	0.43			5,638.89	
District Attorney Forfeiture	4700	9,029.71	0.67			9,030.38	
Security Fund	5100	5,000.31	0.38		0.31	5,000.38	
Juvenile Probation Grants	5300	2,080.56	0.14			2,080.70	
Permanent Improvement	5500	1,025.54				1,025.54	
Abandoned Motor Vehicle	5700	4,122.52	0.32		0.31	4,122.53	
Records Management (Clerk only)	5800	2,600.21	0.20		0.21	2,600.20	
Airport	6000	4,973.28	0.38			4,973.66	
Health	6200	4,674.07	0.16		4,674.23	0.00	
Jail Commissary	6300	1,275.53	0.01			1,275.54	
Commissary Telephone	6400	4,000.31	0.32		0.31	4,000.32	
Boys Scouts/Camp Mauritz	7100	942.24				942.24	
Moore Seizure	7104	2,464.01	0.20			2,464.21	
DeLeon Seizure	7203	1,861.30	0.12			1,861.42	
Rojas Seizure	7210	10,885.34	0.82			10,886.16	
Ewing Seizure	7213	10,692.57	0.77			10,693.34	
Roman Seizure	7301	5,252.45	0.43			5,252.88	
Barron Seizure	7308	4,960.24	0.38			4,960.62	
Guerrero Seizure	7309	15,274.87	1.16			15,276.03	
Y Ramirez Seizure (DPS)	7317	14,541.95	0.17		14,542.12	0.00	
Binning Heirs Trust Cause #4563	7406	2,219.68	0.14			2,219.82	
Cordele Church & Cemetery	7502	10,722.84	0.77		300.00	10,423.61	

<u>INVESTMENTS</u>			12/31/2011				01/31/2012
	NAME	ACC'T #	BALANCE	INTEREST	DEPOSIT	WITHDRAW	BALANCE
	Callis Receivership	7504	7,350.86	0.53	110.73		7,462.12
	Pct #1 Equipment Purchase	8500	0.96				0.96
	Pct #2 Equipment Purchase	8600	0.78				0.78
	Pct #3 Equipment Purchase	8700	0.13				0.13
	Pct #4 Equipment Purchase	8800	4,734.80	0.38			4,735.18
	TOTAL IN TEXPOOL		465,484.02	33.30	112.18	19,517.49	446,112.01
	AVERAGE INTEREST		0.0810%				0.0875%
	Texas CLASS		503,013.78	88.73			503,102.51
	AVERAGE INTEREST		0.1900%				0.2100%
	Transfer Station Certificate of Deposit Prosperity		17,548.15				17,548.15
	DEPOSITORY BANK ACCOUNT INTEREST			6,426.93			
	Cafeteria (Flexible Spending) Account		3,809.37		31,972.56	10,575.76	25,206.17

This report is made in accordance with provisions of Government Code 2256 (Section 2256.023), the Public Funds Investment Act. The investments held in the Jackson County portfolio comply with the Public Funds Investment Act and the County's investment policy and strategies.

This report is true and correct to the best of my knowledge and belief according to the records of this office.

Respectfully Submitted,



Mary Horton, CCT, CIO