


MINUTES OF COUNTY FINANCES

TREASURER'S REPORT

IN THE MATTER OF COUNTY FINANCES IN THE HANDS OF MARY HORTON, TREASURER OF JACKSON COUNTY, TEXAS

COMMISSIONERS' COURT JACKSON COUNTY, TEXAS IN REGULAR SESSION DECEMBER TERM 2011

IN ACCORDANCE with Section 114.026, Local Government Code, we, the undersigned, constituting the entire Commissioners' Court of said County, certify that on the 12th day of December 2011, at the Regular term of Court, we compared and examined the monthly report of Mary Horton, Treasurer of Jackson County, Texas, for November 2011, and finding the same correct, entered an order in the Minutes approving said report, which states total cash and other assets on hand as: **\$7,633,041.07.**


Dennis Simons, County Judge



Wayne Hunt, Commissioner Pct. 1


Wayne Bubela, Commissioner Pct. 2



Johnny E. Belicek, Commissioner Pct. 3


Larry Deyton, Commissioner Pct. 4

SWORN TO AND SUBSCRIBED BEFORE ME, by Dennis Simons, County Judge, and County Commissioners of said Jackson County, each respectively, on this the 12th day of December A.D., 2011.


Attest: Barbara Williams, County Clerk

FILED FOR RECORD THIS the 12th day of December A.D., 2011, and recorded on the 12th day of December A.D., 2011.


Barbara Williams, County Clerk and Ex-Officio Clerk of the Commissioners' Court in and for Jackson County, Texas.

By: _____
Deputy

	BEGINNING BALANCE	TOTAL DEBITS	TOTAL CREDITS	ENDING BALANCE	AVERAGE DAILY BALANCE
GENERAL					
10 -000-1020	141.00	0.00	0.00	141.00	141.00
10 -000-1030	4,188,024.54	565,943.75	461,491.20CR	4,292,477.09	4,226,348.06
10 -000-1034	1,586.62	655.63	1,817.62CR	424.63	544.53
10 -000-1040	245,827.22	24.92	1.63CR	245,850.51	245,829.51
10 -000-1042	502,870.93	59.93	0.00	502,930.86	502,872.93
10 -000-1045	0.00	0.00	0.00	0.00	0.00
10 -000-1046	17,519.76	0.00	0.00	17,519.76	17,519.76
10 -000-1051	980.98	0.00	0.00	980.98	980.98
FUND 10 TOTAL	4,956,951.05	566,684.23	463,310.45CR	5,060,324.83	4,994,236.77
SALES TAX					
11 -000-1030	1,312,080.60	69,169.14	0.00	1,381,249.74	1,359,905.16
11 -000-1040	4,782.20	0.39	0.00	4,782.59	4,782.21
FUND 11 TOTAL	1,316,862.80	69,169.53	0.00	1,386,032.33	1,364,687.37
PERMANENT IMPROVEMENT					
12 -000-1030	176,518.13	109.24	13,098.50CR	163,528.87	166,779.59
12 -000-1040	1,025.54	0.00	0.00	1,025.54	1,025.54
FUND 12 TOTAL	177,543.67	109.24	13,098.50CR	164,554.41	167,805.13
COMMISSARY TELEPHONE					
15 -000-1030	78,647.35	0.00	1,415.72CR	77,231.63	77,815.12
15 -000-1040	3,999.97	0.95	0.61CR	4,000.31	3,999.68
FUND 15 TOTAL	82,647.32	0.95	1,416.33CR	81,231.94	81,814.80
COURT REPORTER SERVICES					
16 -000-1030	5,179.08	150.00	0.00	5,329.08	5,250.08
FUND 16 TOTAL	5,179.08	150.00	0.00	5,329.08	5,250.08
DISTRICT ATTORNEY-HOT CHK					
17 -000-1030	28,893.07	3,300.57	6,101.58CR	26,092.06	26,234.86
17 -000-1040	0.00	0.00	0.00	0.00	0.00
FUND 17 TOTAL	28,893.07	3,300.57	6,101.58CR	26,092.06	26,234.86

	BEGINNING BALANCE	TOTAL DEBITS	TOTAL CREDITS	ENDING BALANCE	AVERAGE DAILY BALANCE
ELECTIONS ADMINISTRATION					
18 -000-1030 CASH IN BANK	47.45	2.16	28.38CR	21.23	46.12
FUND 18 TOTAL	47.45	2.16	28.38CR	21.23	46.12
FORFEITURE-DIST ATTORNEY					
19 -000-1030 CASH IN BANK	74,245.37	1,106.86	582.72CR	74,769.51	74,331.83
19 -000-1040 CASH IN TEXPOOL	9,028.31	0.79	0.00	9,029.10	9,028.34
FUND 19 TOTAL	83,273.68	1,107.65	582.72CR	83,798.61	83,360.17
CAPITAL MURDER					
20 -000-1030 CASH IN BANK	0.00	0.00	0.00	0.00	0.00
20 -000-1040 CASH IN TEXPOOL	0.00	0.00	0.00	0.00	0.00
FUND 20 TOTAL	0.00	0.00	0.00	0.00	0.00
FORFEITURE-SHERIFF					
21 -000-1030 CASH IN BANK	22,255.16	497.29	783.13CR	21,969.32	21,818.01
21 -000-1040 CASH IN TEXPOOL	5,637.56	0.49	0.00	5,638.05	5,637.58
FUND 21 TOTAL	27,892.72	497.78	783.13CR	27,607.37	27,455.59
HEALTH					
22 -000-1020 CHANGE FUND/PETT	0.00	0.00	0.00	0.00	0.00
22 -000-1030 CASH IN BANK	7,046.63	0.00	2,042.65CR	5,003.98	6,804.82
22 -000-1040 CASH IN TEXPOOL	4,674.00	0.77	0.62CR	4,674.15	4,673.70
FUND 22 TOTAL	11,720.63	0.77	2,043.27CR	9,678.13	11,478.52
TECHNOLOGY FUND					
23 -000-1030 CASH IN BANK	6,191.71	787.97	700.16CR	6,279.52	6,032.03
23 -000-1040 CASH IN TEXPOOL	0.00	0.00	0.00	0.00	0.00
FUND 23 TOTAL	6,191.71	787.97	700.16CR	6,279.52	6,032.03
JUV PROB DISCRETIONARY					
24 -000-1030 CASH IN BANK	8,326.61	205.00	1,550.00CR	6,981.61	8,178.44
FUND 24 TOTAL	8,326.61	205.00	1,550.00CR	6,981.61	8,178.44

	BEGINNING BALANCE	TOTAL DEBITS	TOTAL CREDITS	ENDING BALANCE	AVERAGE DAILY BALANCE
JUVENILE PROBATION GRANTS					
25 -000-1030 CASH IN BANK	5,825.47	40,812.18	7,340.38CR	39,297.27	23,170.02
25 -000-1040 CASH IN TEXPOOL	2,080.16	0.27	0.00	2,080.43	2,080.17
FUND 25 TOTAL	7,905.63	40,812.45	7,340.38CR	41,377.70	25,250.19
LAW LIBRARY					
26 -000-1030 CASH IN BANK	2,218.36	455.00	4,359.38CR	1,686.02CR	1,759.44
FUND 26 TOTAL	2,218.36	455.00	4,359.38CR	1,686.02CR	1,759.44
LEOSE-LAW ENF OFFICERS ED					
27 -000-1030 CASH IN BANK	5,892.48	0.00	100.00CR	5,792.48	5,835.81
FUND 27 TOTAL	5,892.48	0.00	100.00CR	5,792.48	5,835.81
LIBRARY-MEMORIAL FUND					
28 -000-1030 CASH IN BANK	53,632.71	37,068.72	125.51CR	90,575.92	88,122.02
28 -000-1040 CASH IN TEXPOOL	2,122.10	0.27	0.00	2,122.37	2,122.11
FUND 28 TOTAL	55,754.81	37,068.99	125.51CR	92,698.29	90,244.13
RECORDS MGT- COUNTY CLERK					
29 -000-1030 CASH IN BANK	106,498.95	2,185.00	2,138.68CR	106,545.27	106,248.94
29 -000-1040 CASH IN TEXPOOL	2,600.39	0.50	0.59CR	2,600.30	2,600.10
FUND 29 TOTAL	109,099.34	2,185.50	2,139.27CR	109,145.57	108,849.04
RECORDS MGT - COUNTY					
30 -000-1030 CASH IN BANK	24,431.53	828.08	0.00	25,259.61	24,664.48
30 -000-1040 CASH IN TEXPOOL	0.00	0.00	0.00	0.00	0.00
FUND 30 TOTAL	24,431.53	828.08	0.00	25,259.61	24,664.48
RECORDS MGT - DIST CLERK					
31 -000-1030 CASH IN BANK	1,755.03	333.56	92.98CR	1,995.61	1,822.73
31 -000-1040 CASH IN TEXPOOL	0.00	0.00	0.00	0.00	0.00
FUND 31 TOTAL	1,755.03	333.56	92.98CR	1,995.61	1,822.73

	BEGINNING BALANCE	TOTAL DEBITS	TOTAL CREDITS	ENDING BALANCE	AVERAGE DAILY BALANCE
SECURITY FUND					
32 -000-1030	79,061.06	1,181.06	921.63CR	79,320.49	79,057.46
32 -000-1040	5,000.30	0.82	0.69CR	5,000.43	4,999.99
FUND 32 TOTAL	84,061.36	1,181.88	922.32CR	84,320.92	84,057.45
APPELLATE JUDICIAL SYSTEM					
33 -000-1030	0.00	0.00	0.00	0.00	0.00
FUND 33 TOTAL	0.00	0.00	0.00	0.00	0.00
CHILD ABUSE PREVENTION					
34 -000-1030	2,984.72	99.00	0.00	3,083.72	3,032.32
FUND 34 TOTAL	2,984.72	99.00	0.00	3,083.72	3,032.32
CHILD WELFARE					
35 -000-1030	8,003.64	5.24	0.00	8,008.88	8,003.81
35 -000-1040	4,193.95	0.35	0.00	4,194.30	4,193.96
FUND 35 TOTAL	12,197.59	5.59	0.00	12,203.18	12,197.77
HISTORICAL COMMISSION					
36 -000-1030	18,734.24	12.27	0.00	18,746.51	18,734.65
36 -000-1040	3,500.29	0.30	0.00	3,500.59	3,500.30
FUND 36 TOTAL	22,234.53	12.57	0.00	22,247.10	22,234.95
MEDIATION FUND					
37 -000-1030	1,450.00	0.00	0.00	1,450.00	1,450.00
FUND 37 TOTAL	1,450.00	0.00	0.00	1,450.00	1,450.00
JURY					
38 -000-1030	0.00	0.00	0.00	0.00	0.00
FUND 38 TOTAL	0.00	0.00	0.00	0.00	0.00
HIGHWAY					
40 -000-1030	53,168.05	10,660.30	0.00	63,828.35	59,306.21
FUND 40 TOTAL	53,168.05	10,660.30	0.00	63,828.35	59,306.21

	BEGINNING BALANCE	TOTAL DEBITS	TOTAL CREDITS	ENDING BALANCE	AVERAGE DAILY BALANCE
ROAD & BRIDGE GEN NO. 1					
41 -000-1030 CASH IN BANK	8,015.21	0.00	91,772.50CR	83,757.29CR	41,990.13CR
41 -000-1040 CASH IN TEX POOL	14,987.24	1.31	0.00	14,988.55	14,987.28
FUND 41 TOTAL	23,002.45	1.31	91,772.50CR	68,768.74CR	27,002.85CR
ROAD & BRIDGE GEN NO. 2					
42 -000-1030 CASH IN BANK	13,679.74	0.00	36,872.72CR	23,192.98CR	6,779.79CR
42 -000-1040 CASH IN TEXPOOL	15,224.18	1.36	0.00	15,225.54	15,224.23
FUND 42 TOTAL	28,903.92	1.36	36,872.72CR	7,967.44CR	8,444.44
ROAD & BRIDGE GEN NO. 3					
43 -000-1030 CASH IN BANK	54,178.69CR	133.20	18,473.83CR	72,519.32CR	64,347.78CR
43 -000-1040 CASH IN TEX POOL	23,929.10	2.10	0.00	23,931.20	23,929.17
FUND 43 TOTAL	30,249.59CR	135.30	18,473.83CR	48,588.12CR	40,418.61CR
ROAD & BRIDGE GEN NO. 4					
44 -000-1030 CASH IN BANK	92,744.51	43.37	49,828.62CR	42,959.26	66,206.74
44 -000-1040 CASH IN TEX POOL	14,537.24	1.28	0.00	14,538.52	14,537.28
FUND 44 TOTAL	107,281.75	44.65	49,828.62CR	57,497.78	80,744.02
ROAD & BRIDGE LATERAL RD					
45 -000-1030 CASH IN BANK	21,204.58	0.00	0.00	21,204.58	21,204.58
FUND 45 TOTAL	21,204.58	0.00	0.00	21,204.58	21,204.58
PCT#1 BRIDGE REPLACEMENT					
46 -000-1030 CASH IN BANK	0.00	0.00	0.00	0.00	0.00
46 -000-1040 CASH IN TEX POOL	0.00	0.00	0.00	0.00	0.00
FUND 46 TOTAL	0.00	0.00	0.00	0.00	0.00
PCT#2 BRIDGE REPLACEMENT					
47 -000-1030 CASH IN BANK	0.00	0.00	0.00	0.00	0.00
47 -000-1040 CASH IN TEX POOL	0.00	0.00	0.00	0.00	0.00
FUND 47 TOTAL	0.00	0.00	0.00	0.00	0.00

	BEGINNING BALANCE	TOTAL DEBITS	TOTAL CREDITS	ENDING BALANCE	AVERAGE DAILY BALANCE
PCT#3 BRIDGE REPLACEMENT					
48 -000-1030 CASH IN BANK	0.00	0.00	0.00	0.00	0.00
48 -000-1040 CASH IN TEX POOL	0.00	0.00	0.00	0.00	0.00
FUND 48 TOTAL	0.00	0.00	0.00	0.00	0.00
PCT#4 BRIDGE REPLACEMENT					
49 -000-1030 CASH IN BANK	0.00	0.00	0.00	0.00	0.00
49 -000-1040 CASH IN TEX POOL	0.00	0.00	0.00	0.00	0.00
FUND 49 TOTAL	0.00	0.00	0.00	0.00	0.00
PCT#1 EQUIPMENT REPLACMNT					
50 -000-1030 CASH IN BANK	20,003.52CR	0.00	13.10CR	20,016.62CR	20,003.96CR
50 -000-1040 CASH IN TEX POOL	0.96	0.00	0.00	0.96	0.96
FUND 50 TOTAL	20,002.56CR	0.00	13.10CR	20,015.66CR	20,003.00CR
PCT#2 EQUIPMENT REPLACMNT					
51 -000-1030 CASH IN BANK	32,054.60	21.00	0.00	32,075.60	32,055.30
51 -000-1040 CASH IN TEX POOL	0.78	0.00	0.00	0.78	0.78
FUND 51 TOTAL	32,055.38	21.00	0.00	32,076.38	32,056.08
PCT#3 EQUIPMENT REPLACMNT					
52 -000-1030 CASH IN BANK	22,051.08	14.44	0.00	22,065.52	22,051.56
52 -000-1040 CASH IN TEX POOL	0.13	0.00	0.00	0.13	0.13
FUND 52 TOTAL	22,051.21	14.44	0.00	22,065.65	22,051.69
PCT#4 EQUIPMENT REPLACMNT					
53 -000-1030 CASH IN BANK	43,685.73	28.38	629.96CR	43,084.15	43,329.70
53 -000-1040 CASH IN TEX POOL	4,734.10	0.39	0.00	4,734.49	4,734.11
FUND 53 TOTAL	48,419.83	28.77	629.96CR	47,818.64	48,063.81
COMMUNITY DEVELOPMNT GRNT					
55 -000-1050 CASH-COMMUNITY A	1,885.00	10,525.67	12,390.67CR	20.00	2,147.28
FUND 55 TOTAL	1,885.00	10,525.67	12,390.67CR	20.00	2,147.28

	BEGINNING BALANCE	TOTAL DEBITS	TOTAL CREDITS	ENDING BALANCE	AVERAGE DAILY BALANCE
MAURITZ CAMP FUND					
56 -000-1030	10,290.55	6.74	0.00	10,297.29	10,290.77
56 -000-1040	942.24	0.00	0.00	942.24	942.24
FUND 56 TOTAL	11,232.79	6.74	0.00	11,239.53	11,233.01
ABANDONED MOTOR VEHICLE					
57 -000-1030	11,996.27	0.00	1,831.88CR	10,164.39	10,968.32
57 -000-1040	4,122.49	0.64	0.61CR	4,122.52	4,122.19
57 -000-1055	10,195.21	0.00	0.00	10,195.21	10,195.21
FUND 57 TOTAL	26,313.97	0.64	1,832.49CR	24,482.12	25,285.72
RECYCLING GRANT					
58 -000-1030	0.00	0.00	0.00	0.00	0.00
FUND 58 TOTAL	0.00	0.00	0.00	0.00	0.00
TIFB GRANT					
59 -000-1030	0.00	0.00	0.00	0.00	0.00
FUND 59 TOTAL	0.00	0.00	0.00	0.00	0.00
COASTAL IMPCT ASSISTANCE					
72 -000-1030	1,585.22CR	0.00	0.00	1,585.22CR	1,585.22CR
FUND 72 TOTAL	1,585.22CR	0.00	0.00	1,585.22CR	1,585.22CR
AIRPORT					
80 -000-1030	14,186.74	4,116.14	7,841.65CR	10,461.23	12,393.60
80 -000-1032	1,349.02	398.29	1,356.94CR	390.37	321.71
80 -000-1040	4,972.54	0.43	0.00	4,972.97	4,972.55
FUND 80 TOTAL	20,508.30	4,514.86	9,198.59CR	15,824.57	17,687.86
JAIL COMMISSARY					
81 -000-1030	1,167.51CR	0.00	1,224.89CR	2,392.40CR	1,453.81CR
81 -000-1040	1,275.84	0.31	0.62CR	1,275.53	1,275.83
FUND 81 TOTAL	108.33	0.31	1,225.51CR	1,116.87CR	177.98CR

	BEGINNING BALANCE	TOTAL DEBITS	TOTAL CREDITS	ENDING BALANCE	AVERAGE DAILY BALANCE
PASSPORT PICTURE FUND					
82 -000-1030 CASH IN BANK	0.00	0.00	0.00	0.00	0.00
FUND 82 TOTAL	0.00	0.00	0.00	0.00	0.00
STATE FEES					
88 -000-1030 CASH IN BANK	43,312.27	28,084.91	17,315.31CR	54,081.87	53,763.28
FUND 88 TOTAL	43,312.27	28,084.91	17,315.31CR	54,081.87	53,763.28
TRUST INVESTMENT					
89 -000-1020 CASH- WILBREEZE	0.00	0.00	0.00	0.00	0.00
89 -000-1030 CASH IN BANK	0.00	19,604.86	19,453.24CR	151.62	873.22
89 -000-1040 CASH IN TEXPOOL	76,461.55	14,547.64	4,913.24CR	86,095.95	84,017.06
FUND 89 TOTAL	76,461.55	34,152.50	24,366.48CR	86,247.57	84,890.28
DISTRICT CLERK RESRV ACCT					
90 -000-1030 CASH IN BANK	14,311.88	10,788.10	12.50CR	25,087.48	17,148.57
90 -000-1040 CASH IN TEXPOOL	0.00	0.00	0.00	0.00	0.00
FUND 90 TOTAL	14,311.88	10,788.10	12.50CR	25,087.48	17,148.57
CNTYWIDE DRAINAGE DIST					
92 -000-1030 CASH IN BANK	3,753.63	70,419.45	10,383.76CR	63,789.32	36,896.99
92 -000-1040 CASH IN TEXPOOL	0.00	0.00	0.00	0.00	0.00
FUND 92 TOTAL	3,753.63	70,419.45	10,383.76CR	63,789.32	36,896.99
OFFICE FEE ACCOUNT					
93 -000-1030 CASH IN BANK	0.00	0.00	0.00	0.00	0.00
FUND 93 TOTAL	0.00	0.00	0.00	0.00	0.00
OMNIBASE COLLECTION FUND					
94 -000-1030 CASH IN BANK	0.00	0.00	0.00	0.00	0.00
FUND 94 TOTAL	0.00	0.00	0.00	0.00	0.00
REPORT TOTALS	7,517,652.69	894,398.78	779,010.40CR	7,633,041.07	7,589,714.35

<u>INVESTMENTS</u>	<u>ACCT #</u>	<u>10/31/2011 BALANCE</u>	<u>INTEREST</u>	<u>DEPOSIT</u>	<u>WITHDRAW</u>	<u>11/30/2011 BALANCE</u>
Road & Bridge Precinct #1	1100	14,987.24	1.31			14,988.55
Road & Bridge Precinct #2	1200	15,224.18	1.36			15,225.54
Road & Bridge Precinct #3	1300	23,929.10	2.10			23,931.20
Road & Bridge Precinct #4	1400	14,537.24	1.28			14,538.52
General	1500	245,827.14	21.80	1.57		245,850.51
Historical Commission	1700	3,500.29	0.30			3,500.59
Child Welfare	1800	4,193.95	0.35			4,194.30
Sales Tax	2500	4,782.20	0.39			4,782.59
Brackenridge School	4200	2,122.10	0.27			2,122.37
Sheriff Forfeiture	4600	5,637.56	0.49			5,638.05
District Attorney Forfeiture	4700	9,028.31	0.79			9,029.10
Security Fund	5100	5,000.33	0.43		0.33	5,000.43
Juvenile Probation Grants	5300	2,080.16	0.27			2,080.43
Permanent Improvement	5500	1,025.54				1,025.54
Abandoned Motor Vehicle	5700	4,122.52	0.31		0.31	4,122.52
Records Management (Clerk only)	5800	2,600.30	0.30		0.30	2,600.30
Airport	6000	4,972.54	0.43			4,972.97
Health	6200	4,674.08	0.39		0.32	4,674.15
Jail Commissary	6300	1,275.53				1,275.53
Commissary Telephone	6400	4,000.31	0.31		0.31	4,000.31
Boys Scouts/Camp Mauritz	7100	942.24				942.24
Moore Seizure	7104	2,463.51	0.30			2,463.81
Ramirez Seizure	7105	4,842.56	0.14		4,842.70	0.00
DeLeon Seizure	7203	1,861.02	0.19			1,861.21
Rojas Seizure	7210	10,883.63	0.96			10,884.59
Ewing Seizure	7213	10,690.88	0.96			10,691.84
Roman Seizure	7301	5,251.67	0.47			5,252.14
Barron Seizure	7308	4,959.50	0.43			4,959.93
Guerrero Seizure	7309	15,272.48	1.36			15,273.84
Y Ramirez Seizure (DPS)	7317	0.00	0.95	14,540.00		14,540.95
Binning Heirs Trust Cause #4563	7406	2,219.25	0.27			2,219.52

<u>INVESTMENTS</u>	<u>NAME</u>	<u>ACCT #</u>	<u>10/31/2011 BALANCE</u>	<u>INTEREST</u>	<u>DEPOSIT</u>	<u>WITHDRAW</u>	<u>11/30/2011 BALANCE</u>
	Cordele Church & Cemetery	7502	10,721.14	0.96			10,722.10
	Callis Receivership	7504	7,295.91	0.65		70.54	7,226.02
	Pct #1 Equipment Purchase	8500	0.96				0.96
	Pct #2 Equipment Purchase	8600	0.78				0.78
	Pct #3 Equipment Purchase	8700	0.13				0.13
	Pct #4 Equipment Purchase	8800	4,734.10	0.39			4,734.49
TOTAL IN TEXPOOL			455,660.38	40.91	14,541.57	4,914.81	465,328.05
AVERAGE INTEREST			0.0839%				0.1080%
Texas CLASS			502,870.93		59.93		502,930.86
AVERAGE INTEREST			0.1400%				0.1500%
<i>Transfer Station Certificate of Deposit</i>	<i>Prosperity</i>		17,519.76				17,519.76
DEPOSITORY BANK ACCOUNT INTEREST				5,509.09			
<i>Cafeteria (Flexible Spending) Account</i>			6,684.29			943.73	5,740.56

This report is made in accordance with provisions of Government Code 2256 (Section 2256.023), The investments held in the Jackson County portfolio comply with the Public Funds Investment This report is true and correct to the best of my Respectfully Submitted,




Mary Horton, CCT, CIO

Pledge Security Listing
November 30, 2011

Cusip	ID	Description	Selfkeep	Receipt	Face	Current Par	Con	Call	Mature	Moody S&P	Fitch	F115	Book	Market	Gain	
JACKSON COUNTY																
31335HQ30	863	FHLMC C90474	FHLB	xxx	1,057,687	28,575	7 00		08/01/21	AAA	AA+	AAA	HTM	28,588.95	31,021.39	2,422.45
31406FJ09	1115	FNMA 685179	FHLB	xxx	9,500,000	1,529,875	5 00		03/01/18	AAA	AA+	AAA	HTM	1,532,979.81	1,630,741.51	97,761.70
31284SR1	1176	FHLMC E96828	FHLB	xxx	2,113,672	107,351	4 50		06/01/13	AAA	AA+	AAA	HTM	107,377.74	109,669.37	2,291.63
31371E53	1189	FNMA 254988	FHLB	x	4,620,968	324,179	4 00		11/01/13	AAA	AA+	AAA	HTM	324,188.75	331,511.52	7,322.77
31283T40	1194	FHLMC G11471	FHLB	x	12,320,786	784,836	4 00		11/01/13	AAA	AA+	AAA	HTM	784,594.83	801,264.90	18,670.16
3128BNA1	2047	FHLMC G12885	FHLB	x	8,737,093	2,911,027	5 00		06/01/21	AAA	AA+	AAA	HTM	2,910,777.22	3,118,437.83	207,660.61
3128MTJ6	2412	FHLMC G13053	FHLB	x	13,200,000	4,337,068	4 50		04/01/23	AAA	AA+	AAA	HTM	4,388,241.06	4,602,713.73	214,472.67
31416HX1	2473	FNMA AE2045	FHLB	x	2,897,642	2,576,137	3 50		01/01/21	AAA	AA+	AAA	HTM	2,609,980.14	2,706,489.32	96,509.18
649	JACKSON COUNTY				54,547,548	12,596,648								12,866,738.50	13,331,849.66	645,111.16

Reference to Interest Rate Shifts represent a shift in the Treasury Curve. Actual Market Yield shift on Individual Securities may differ. See the report Market Yield Shift Assumptions for more information.



Although the information in this report has been obtained from sources believed to be reliable, its accuracy cannot be guaranteed.