




**MINUTES OF COUNTY FINANCES
TREASURER'S REPORT**

IN THE MATTER OF COUNTY FINANCES
IN THE HANDS OF
MARY HORTON, TREASURER
OF JACKSON COUNTY, TEXAS

COMMISSIONERS' COURT
JACKSON COUNTY, TEXAS
IN REGULAR SESSION
AUGUST TERM 2020

IN ACCORDANCE with Section 114.026, Local Government Code, we, the undersigned, constituting the entire Commissioners' Court of said County, certify that on the 25th day of August 2020, at the Regular term of Court, we compared and examined the monthly report of Mary Horton, Treasurer of Jackson County, Texas, for July 2020, and finding the same correct, entered an order in the Minutes approving said report, which states total cash and other assets on hand as: \$10,753,432.44.




Jill S. Sklar, County Judge



Wayne Hunt, Commissioner Pct. #1



Wayne Bubela, Commissioner Pct. #2

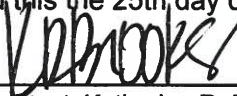


Johnny E. Belicek, Commissioner Pct. #3




Dennis Karl, Commissioner Pct. #4

SWORN TO AND SUBSCRIBED BEFORE ME, by Jill S. Sklar, County Judge, and County Commissioners of said Jackson County, each respectively, on this the 25th day of August A.D., 2020.



Attest: Katherine R. Brooks, County Clerk

FILED FOR RECORD THIS the 25th day of August A.D., 2020, and recorded on the 25th day of August A.D., 2020.



Katherine R. Brooks, County Clerk and
Ex-Officio Clerk of the Commissioners'
Court in and for Jackson County, Texas

By: _____
Deputy



Jackson County, TX

Treasurer's Monthly Report

Account Summary

Date Range: 07/01/2020 - 07/31/2020

Account	Name	Beginning Balance	Total Activity	Total Debits	Total Credits	Ending Balance
Fund: 10 - GENERAL						
<u>10-000-1020-0000</u>	CHANGE FUND/PETTY CASH	2,146.00	0.00	0.00	0.00	2,146.00
<u>10-000-1030-0000</u>	CASH IN BANK	44,360.49	-54,944.95	849,707.31	904,652.26	-10,584.46
<u>10-000-1034-0000</u>	CASH IN BANK - CLEARING	13,647.86	-4,249.45	8,368.49	12,617.94	9,398.41
<u>10-000-1040-0000</u>	CASH IN TEX POOL	261,000.78	46.16	46.16	0.00	261,046.94
<u>10-000-1042-0000</u>	CASH IN TEXAS CLASS	5,892,283.09	-575,523.73	74,476.27	650,000.00	5,316,759.36
<u>10-000-1046-0000</u>	CASH IN C.D.'S	18,433.41	0.00	0.00	0.00	18,433.41
<u>10-000-1060-0000</u>	CASH IN MONEY MARKET	483,219.15	184.18	184.18	0.00	483,403.33
	Total Fund: 10 - GENERAL:	6,715,090.78	-634,487.79	932,782.41	1,567,270.20	6,080,602.99
Fund: 12 - PERMANENT IMPROVEMENT						
<u>12-000-1030-0000</u>	CASH IN BANK	449.74	-0.12	0.00	0.12	449.62
<u>12-000-1040-0000</u>	CASH IN TEX POOL	0.00	0.00	0.00	0.00	0.00
<u>12-000-1042-0000</u>	CASH IN TEXAS CLASS	1,094,234.44	421.48	421.48	0.00	1,094,655.92
	Total Fund: 12 - PERMANENT IMPROVEMENT:	1,094,684.18	421.36	421.48	0.12	1,095,105.54
Fund: 15 - COMMISSARY TELEPHONE						
<u>15-000-1030-0000</u>	CASH IN BANK	164.98	4,094.02	4,703.28	609.26	4,259.00
<u>15-000-1040-0000</u>	CASH IN TEXPOOL	0.00	0.00	0.00	0.00	0.00
<u>15-000-1042-0000</u>	CASH IN TEXAS CLASS	42,800.00	0.00	16.45	16.45	42,800.00
	Total Fund: 15 - COMMISSARY TELEPHONE:	42,964.98	4,094.02	4,719.73	625.71	47,059.00
Fund: 17 - DISTRICT ATTORNEY-HOT CHK						
<u>17-000-1030-0000</u>	CASH IN BANK	556.25	0.00	0.00	0.00	556.25
<u>17-000-1040-0000</u>	CASH IN TEX POOL	0.00	0.00	0.00	0.00	0.00
<u>17-000-1042-0000</u>	CASH IN TEXAS CLASS	7,200.00	0.00	2.78	2.78	7,200.00
	Total Fund: 17 - DISTRICT ATTORNEY-HOT CHK:	7,756.25	0.00	2.78	2.78	7,756.25
Fund: 18 - ELECTIONS ADMINISTRATION						
<u>18-000-1030-0000</u>	CASH IN BANK	18,381.23	-7,793.14	0.00	7,793.14	10,588.09
<u>18-000-1042-0000</u>	CASH IN TEXAS CLASS	0.00	0.00	0.00	0.00	0.00
	Total Fund: 18 - ELECTIONS ADMINISTRATION:	18,381.23	-7,793.14	0.00	7,793.14	10,588.09
Fund: 19 - FORFEITURE-DIST ATTORNEY						
<u>19-000-1030-0000</u>	CASH IN BANK	5.30	-337.82	2,000.23	2,338.05	-332.52
<u>19-000-1040-0000</u>	CASH IN TEXPOOL	0.00	0.00	0.00	0.00	0.00
<u>19-000-1042-0000</u>	CASH IN TEXAS CLASS	289,504.23	-1,888.52	111.48	2,000.00	287,615.71
	Total Fund: 19 - FORFEITURE-DIST ATTORNEY:	289,509.53	-2,226.34	2,111.71	4,338.05	287,283.19
Fund: 21 - FORFEITURE-SHERIFF						
<u>21-000-1030-0000</u>	CASH IN BANK	148.63	-575.46	200.00	775.46	-426.83

Treasurer's Monthly Report

Date Range: 07/01/2020 - 07/31/2020

Account	Name	Beginning Balance	Total Activity	Total Debits	Total Credits	Ending Balance
<u>21-000-1040-0000</u>	CASH IN TEXPOOL	0.00	0.00	0.00	0.00	0.00
<u>21-000-1042-0000</u>	CASH IN TEXAS CLASS	56,401.77	-178.27	21.73	200.00	56,223.50
	Total Fund: 21 - FORFEITURE-SHERIFF:	56,550.40	-753.73	221.73	975.46	55,796.67
Fund: 23 - TECHNOLOGY FUND						
<u>23-000-1030-0000</u>	CASH IN BANK	392.72	374.69	374.69	0.00	767.41
<u>23-000-1040-0000</u>	CASH IN TEXPOOL	0.00	0.00	0.00	0.00	0.00
<u>23-000-1042-0000</u>	CASH IN TEXAS CLASS	1,398.00	0.00	0.59	0.59	1,398.00
	Total Fund: 23 - TECHNOLOGY FUND:	1,790.72	374.69	375.28	0.59	2,165.41
Fund: 24 - JUV PROB DISCRETIONARY						
<u>24-000-1030-0000</u>	CASH IN BANK	3,848.58	30.00	30.00	0.00	3,878.58
<u>24-000-1042-0000</u>	CASH IN TEXAS CLASS	0.00	0.00	0.00	0.00	0.00
	Total Fund: 24 - JUV PROB DISCRETIONARY:	3,848.58	30.00	30.00	0.00	3,878.58
Fund: 25 - JUVENILE PROBATION GRANTS						
<u>25-000-1030-0000</u>	CASH IN BANK	64.06	10,919.33	28,000.39	17,081.06	10,983.39
<u>25-000-1040-0000</u>	CASH IN TEXPOOL	0.00	0.00	0.00	0.00	0.00
<u>25-000-1042-0000</u>	CASH IN TEXAS CLASS	58,873.47	-10,977.43	22.57	11,000.00	47,896.04
	Total Fund: 25 - JUVENILE PROBATION GRANTS:	58,937.53	-58.10	28,022.96	28,081.06	58,879.43
Fund: 26 - LAW LIBRARY						
<u>26-000-1030-0000</u>	CASH IN BANK	886.36	-7.41	525.00	532.41	878.95
<u>26-000-1042-0000</u>	CASH IN TEXAS CLASS	9,200.00	0.00	3.52	3.52	9,200.00
	Total Fund: 26 - LAW LIBRARY:	10,086.36	-7.41	528.52	535.93	10,078.95
Fund: 27 - LEOSE-LAW ENF OFFICERS ED						
<u>27-000-1030-0000</u>	CASH IN BANK	246.31	0.00	0.00	0.00	246.31
<u>27-000-1042-0000</u>	CASH IN TEXAS CLASS	5,640.00	0.00	2.15	2.15	5,640.00
	Total Fund: 27 - LEOSE-LAW ENF OFFICERS ED:	5,886.31	0.00	2.15	2.15	5,886.31
Fund: 28 - LIBRARY-MEMORIAL FUND						
<u>28-000-1030-0000</u>	CASH IN BANK	1,644.90	-289.08	88.00	377.08	1,355.82
<u>28-000-1040-0000</u>	CASH IN TEXPOOL	4,207.73	0.68	0.68	0.00	4,208.41
<u>28-000-1042-0000</u>	CASH IN TEXAS CLASS	53,043.95	20.43	20.43	0.00	53,064.38
	Total Fund: 28 - LIBRARY-MEMORIAL FUND:	58,896.58	-267.97	109.11	377.08	58,628.61
Fund: 29 - RECORDS MGT- COUNTY CLERK						
<u>29-000-1030-0000</u>	CASH IN BANK	4,601.45	5,255.85	7,225.00	1,969.15	9,857.30
<u>29-000-1040-0000</u>	CASH IN TEXPOOL	0.00	0.00	0.00	0.00	0.00
<u>29-000-1042-0000</u>	CASH IN TEXAS CLASS	145,614.94	56.07	56.07	0.00	145,671.01
	Total Fund: 29 - RECORDS MGT- COUNTY CLERK:	150,216.39	5,311.92	7,281.07	1,969.15	155,528.31
Fund: 30 - RECORDS MGT - COUNTY						
<u>30-000-1030-0000</u>	CASH IN BANK	944.38	135.47	135.47	0.00	1,079.85
<u>30-000-1040-0000</u>	CASH IN TEXPOOL	0.00	0.00	0.00	0.00	0.00
<u>30-000-1042-0000</u>	CASH IN TEXAS CLASS	2,011.02	0.75	0.75	0.00	2,011.77
	Total Fund: 30 - RECORDS MGT - COUNTY:	2,955.40	136.22	136.22	0.00	3,091.62

Treasurer's Monthly Report

Date Range: 07/01/2020 - 07/31/2020

Account	Name	Beginning Balance	Total Activity	Total Debits	Total Credits	Ending Balance
Fund: 31 - RECORDS MGT - DIST CLERK						
<u>31-000-1030-0000</u>	CASH IN BANK	455.89	-345.26	1,279.55	1,624.81	110.63
<u>31-000-1040-0000</u>	CASH IN TEXPOOL	0.00	0.00	0.00	0.00	0.00
<u>31-000-1042-0000</u>	CASH IN TEXAS CLASS	14,475.00	-900.00	5.57	905.57	13,575.00
	Total Fund: 31 - RECORDS MGT - DIST CLERK:	14,930.89	-1,245.26	1,285.12	2,530.38	13,685.63
Fund: 32 - SECURITY FUND						
<u>32-000-1030-0000</u>	CASH IN BANK	605.73	596.61	809.81	213.20	1,202.34
<u>32-000-1040-0000</u>	CASH IN TEXPOOL	0.00	0.00	0.00	0.00	0.00
<u>32-000-1042-0000</u>	CASH IN TEXAS CLASS	8,850.00	0.00	3.40	3.40	8,850.00
	Total Fund: 32 - SECURITY FUND:	9,455.73	596.61	813.21	216.60	10,052.34
Fund: 33 - CRTHSE SECURITY - JPS						
<u>33-000-1030-0000</u>	CASH IN BANK	575.30	65.44	65.44	0.00	640.74
<u>33-000-1040-0000</u>	CASH IN TEX POOL	0.00	0.00	0.00	0.00	0.00
<u>33-000-1042-0000</u>	CASH IN TEXAS CLASS	0.00	0.00	0.00	0.00	0.00
	Total Fund: 33 - CRTHSE SECURITY - JPS:	575.30	65.44	65.44	0.00	640.74
Fund: 34 - CHILD ABUSE PREVENTION						
<u>34-000-1030-0000</u>	CASH IN BANK	31.68	91.49	91.49	0.00	123.17
<u>34-000-1042-0000</u>	CASH IN TEXAS CLASS	0.00	0.00	0.00	0.00	0.00
	Total Fund: 34 - CHILD ABUSE PREVENTION:	31.68	91.49	91.49	0.00	123.17
Fund: 35 - CHILD WELFARE						
<u>35-000-1030-0000</u>	CASH IN BANK	90.84	-0.02	0.00	0.02	90.82
<u>35-000-1040-0000</u>	CASH IN TEXPOOL	0.00	0.00	0.00	0.00	0.00
<u>35-000-1042-0000</u>	CASH IN TEXAS CLASS	8,172.52	3.12	3.12	0.00	8,175.64
	Total Fund: 35 - CHILD WELFARE:	8,263.36	3.10	3.12	0.02	8,266.46
Fund: 36 - HISTORICAL COMMISSION						
<u>36-000-1030-0000</u>	CASH IN BANK	1.87	0.00	0.00	0.00	1.87
<u>36-000-1040-0000</u>	CASH IN TEX POOL	0.00	0.00	0.00	0.00	0.00
<u>36-000-1042-0000</u>	CASH IN TEXAS CLASS	33,951.31	13.08	13.08	0.00	33,964.39
	Total Fund: 36 - HISTORICAL COMMISSION:	33,953.18	13.08	13.08	0.00	33,966.26
Fund: 37 - MEDIATION FUND						
<u>37-000-1030-0000</u>	CASH IN BANK	1,450.00	0.00	0.00	0.00	1,450.00
	Total Fund: 37 - MEDIATION FUND:	1,450.00	0.00	0.00	0.00	1,450.00
Fund: 39 - BRIDGE REPLACEMENT						
<u>39-000-1030-0000</u>	CASH IN BANK	25.00	0.00	0.00	0.00	25.00
<u>39-000-1042-0000</u>	CASH IN TEXAS CLASS	189,271.73	72.90	72.90	0.00	189,344.63
	Total Fund: 39 - BRIDGE REPLACEMENT:	189,296.73	72.90	72.90	0.00	189,369.63
Fund: 40 - HIGHWAY						
<u>40-000-1030-0000</u>	CASH IN BANK	40,095.86	13,889.00	30,261.51	16,372.51	53,984.86
<u>40-000-1042-0000</u>	CASH IN TEXAS CLASS	0.00	0.00	0.00	0.00	0.00
	Total Fund: 40 - HIGHWAY:	40,095.86	13,889.00	30,261.51	16,372.51	53,984.86

Treasurer's Monthly Report

Date Range: 07/01/2020 - 07/31/2020

Account	Name	Beginning Balance	Total Activity	Total Debits	Total Credits	Ending Balance
Fund: 41 - ROAD & BRIDGE GEN NO. 1						
<u>41-000-1030-0000</u>	CASH IN BANK	270.92	-259.74	47,019.26	47,279.00	11.18
<u>41-000-1040-0000</u>	CASH IN TEX POOL	15,910.31	2.79	2.79	0.00	15,913.10
<u>41-000-1042-0000</u>	CASH IN TEXAS CLASS	200,890.54	-46,923.13	76.87	47,000.00	153,967.41
	Total Fund: 41 - ROAD & BRIDGE GEN NO. 1:	217,071.77	-47,180.08	47,098.92	94,279.00	169,891.69
Fund: 42 - ROAD & BRIDGE GEN NO. 2						
<u>42-000-1030-0000</u>	CASH IN BANK	140.23	5,126.98	61,119.80	55,992.82	5,267.21
<u>42-000-1040-0000</u>	CASH IN TEX POOL	16,161.14	2.87	2.87	0.00	16,164.01
<u>42-000-1042-0000</u>	CASH IN TEXAS CLASS	303,921.75	-55,883.55	116.45	56,000.00	248,038.20
	Total Fund: 42 - ROAD & BRIDGE GEN NO. 2:	320,223.12	-50,753.70	61,239.12	111,992.82	269,469.42
Fund: 43 - ROAD & BRIDGE GEN NO. 3						
<u>43-000-1030-0000</u>	CASH IN BANK	1,842.53	-27,900.07	35,504.51	63,404.58	-26,057.54
<u>43-000-1040-0000</u>	CASH IN TEX POOL	25,403.03	4.47	4.47	0.00	25,407.50
<u>43-000-1042-0000</u>	CASH IN TEXAS CLASS	142,850.05	-33,945.34	54.66	34,000.00	108,904.71
	Total Fund: 43 - ROAD & BRIDGE GEN NO. 3:	170,095.61	-61,840.94	35,563.64	97,404.58	108,254.67
Fund: 44 - ROAD & BRIDGE GEN NO. 4						
<u>44-000-1030-0000</u>	CASH IN BANK	4,621.19	-4,072.75	68,351.09	72,423.84	548.44
<u>44-000-1040-0000</u>	CASH IN TEX POOL	10,378.11	1.81	1.81	0.00	10,379.92
<u>44-000-1042-0000</u>	CASH IN TEXAS CLASS	274,468.70	-67,895.02	104.98	68,000.00	206,573.68
	Total Fund: 44 - ROAD & BRIDGE GEN NO. 4:	289,468.00	-71,965.96	68,457.88	140,423.84	217,502.04
Fund: 45 - ROAD & BRIDGE LATERAL RD						
<u>45-000-1030-0000</u>	CASH IN BANK	5,220.30	0.00	0.00	0.00	5,220.30
<u>45-000-1042-0000</u>	CASH IN TEXAS CLASS	0.00	0.00	0.00	0.00	0.00
	Total Fund: 45 - ROAD & BRIDGE LATERAL RD:	5,220.30	0.00	0.00	0.00	5,220.30
Fund: 50 - PCT#1 EQUIPMENT REPLACMINT						
<u>50-000-1030-0000</u>	CASH IN BANK	3.06	-3.03	3,986.00	3,989.03	0.03
<u>50-000-1040-0000</u>	CASH IN TEX POOL	0.00	0.00	0.00	0.00	0.00
<u>50-000-1042-0000</u>	CASH IN TEXAS CLASS	16,154.09	-3,980.02	5.98	3,986.00	12,174.07
	Total Fund: 50 - PCT#1 EQUIPMENT REPLACMINT:	16,157.15	-3,983.05	3,991.98	7,975.03	12,174.10
Fund: 51 - PCT#2 EQUIPMENT REPLACMINT						
<u>51-000-1030-0000</u>	CASH IN BANK	2.28	-5,126.83	0.17	5,127.00	-5,124.55
<u>51-000-1040-0000</u>	CASH IN TEX POOL	0.00	0.00	0.00	0.00	0.00
<u>51-000-1042-0000</u>	CASH IN TEXAS CLASS	7,351.98	2.81	2.81	0.00	7,354.79
	Total Fund: 51 - PCT#2 EQUIPMENT REPLACMINT:	7,354.26	-5,124.02	2.98	5,127.00	2,230.24
Fund: 52 - PCT#3 EQUIPMENT REPLACMINT						
<u>52-000-1030-0000</u>	CASH IN BANK	35.03	6,545.71	33,461.67	26,915.96	6,580.74
<u>52-000-1040-0000</u>	CASH IN TEX POOL	0.00	0.00	0.00	0.00	0.00
<u>52-000-1042-0000</u>	CASH IN TEXAS CLASS	6,546.26	-6,543.85	2.15	6,546.00	2.41
	Total Fund: 52 - PCT#3 EQUIPMENT REPLACMINT:	6,581.29	1.86	33,463.82	33,461.96	6,583.15
Fund: 53 - PCT#4 EQUIPMENT REPLACMINT						
<u>53-000-1030-0000</u>	CASH IN BANK	3.19	0.00	0.00	0.00	3.19

Treasurer's Monthly Report

Date Range: 07/01/2020 - 07/31/2020

Account	Name	Beginning Balance	Total Activity	Total Debits	Total Credits	Ending Balance
<u>53-000-1040-0000</u>	CASH IN TEX POOL	0.00	0.00	0.00	0.00	0.00
<u>53-000-1042-0000</u>	CASH IN TEXAS CLASS	98,649.79	37.99	37.99	0.00	98,687.78
	Total Fund: 53 - PCT#4 EQUIPMENT REPLACMNT:	98,652.98	37.99	37.99	0.00	98,690.97
<u>Fund: 55 - CONSTRUCTION GRANTS</u>						
<u>55-000-1030-0000</u>	CASH IN BANK	-44,593.50	-1,213.20	42,763.80	43,977.00	-45,806.70
	Total Fund: 55 - CONSTRUCTION GRANTS:	-44,593.50	-1,213.20	42,763.80	43,977.00	-45,806.70
<u>Fund: 57 - ABANDONED MOTOR VEHICLE</u>						
<u>57-000-1030-0000</u>	CASH IN BANK	12,569.05	-474.50	0.00	474.50	12,094.55
<u>57-000-1040-0000</u>	CASH IN TEXPOOL	0.00	0.00	0.00	0.00	0.00
<u>57-000-1042-0000</u>	CASH IN TEXAS CLASS	0.00	0.00	0.00	0.00	0.00
<u>57-000-1055-0000</u>	CASH IN BANK - ABANDONED MOTOR	1,756.13	0.00	0.00	0.00	1,756.13
	Total Fund: 57 - ABANDONED MOTOR VEHICLE:	14,325.18	-474.50	0.00	474.50	13,850.68
<u>Fund: 65 - TRUANCY PREV & DIVERSION</u>						
<u>65-000-1030-0000</u>	CASH IN BANK	2,358.27	268.23	268.23	0.00	2,626.50
<u>65-000-1040-0000</u>	CASH IN TEX POOL	0.00	0.00	0.00	0.00	0.00
	Total Fund: 65 - TRUANCY PREV & DIVERSION:	2,358.27	268.23	268.23	0.00	2,626.50
<u>Fund: 66 - CO SPECIALTY COURT</u>						
<u>66-000-1030-0000</u>	CASH IN BANK	408.53	54.23	54.23	0.00	462.76
<u>66-000-1040-0000</u>	CASH IN TEX POOL	0.00	0.00	0.00	0.00	0.00
	Total Fund: 66 - CO SPECIALTY COURT:	408.53	54.23	54.23	0.00	462.76
<u>Fund: 71 - FED & STATE RELIEF</u>						
<u>71-000-1030-0000</u>	CASH IN BANK	6.84	0.00	0.00	0.00	6.84
<u>71-000-1042-0000</u>	CASH IN TEXAS CLASS	69,877.49	26.93	26.93	0.00	69,904.42
	Total Fund: 71 - FED & STATE RELIEF:	69,884.33	26.93	26.93	0.00	69,911.26
<u>Fund: 72 - COASTAL PROTECTION</u>						
<u>72-000-1030-0000</u>	CASH IN BANK	16.66	0.00	0.00	0.00	16.66
<u>72-000-1042-0000</u>	CASH IN TEXAS CLASS	1,116,029.47	429.85	429.85	0.00	1,116,459.32
	Total Fund: 72 - COASTAL PROTECTION:	1,116,046.13	429.85	429.85	0.00	1,116,475.98
<u>Fund: 80 - AIRPORT</u>						
<u>80-000-1030-0000</u>	CASH IN BANK	28.26	-26.00	50.00	76.00	2.26
<u>80-000-1040-0000</u>	CASH IN TEXPOOL	0.00	0.00	0.00	0.00	0.00
<u>80-000-1042-0000</u>	CASH IN TEXAS CLASS	148,605.04	7.25	57.25	50.00	148,612.29
	Total Fund: 80 - AIRPORT:	148,633.30	-18.75	107.25	126.00	148,614.55
<u>Fund: 81 - JAIL COMMISSARY</u>						
<u>81-000-1030-0000</u>	CASH IN BANK	7,345.50	-1,492.09	0.00	1,492.09	5,853.41
<u>81-000-1040-0000</u>	CASH IN TEXPOOL	0.00	0.00	0.00	0.00	0.00
<u>81-000-1042-0000</u>	CASH IN TEXAS CLASS	0.00	0.00	0.00	0.00	0.00
	Total Fund: 81 - JAIL COMMISSARY:	7,345.50	-1,492.09	0.00	1,492.09	5,853.41
<u>Fund: 88 - STATE FEES</u>						
<u>88-000-1030-0000</u>	CASH IN BANK	74,124.97	-37,905.78	17,774.66	55,680.44	36,219.19

Treasurer's Monthly Report

Date Range: 07/01/2020 - 07/31/2020

Account	Name	Beginning Balance	Total Activity	Total Debits	Total Credits	Ending Balance
<u>88-000-1042-0000</u>	CASH IN TEXAS CLASS	74,124.97	-37,905.78	17,774.66	55,680.44	36,219.19
Total Fund: 88 - STATE FEES:						
<u>Fund: 89 - TRUST INVESTMENT</u>						
<u>89-000-1030-0000</u>	CASH IN BANK	0.00	26,379.24	26,379.24	0.00	26,379.24
<u>89-000-1040-0000</u>	CASH IN TEXPOOL	28,646.18	4.88	4.88	0.00	28,651.06
<u>89-000-1042-0000</u>	CASH IN TEXAS CLASS	243,569.08	-26,288.71	90.53	26,379.24	217,280.37
<u>89-000-1060-0000</u>	CASH IN BANK - MONEY MARKET	0.00	0.00	0.00	0.00	0.00
Total Fund: 89 - TRUST INVESTMENT:						
		272,215.26	95.41	26,474.65	26,379.24	272,310.67
<u>Fund: 90 - DISTRICT CLERK RESRV ACCT</u>						
<u>90-000-1030-0000</u>	CASH IN BANK	28,616.34	-3,280.90	0.00	3,280.90	25,335.44
<u>90-000-1035-0000</u>	CASH IN BANK - NON INT BEARING	0.00	0.00	0.00	0.00	0.00
<u>90-000-1040-0000</u>	CASH IN TEXPOOL	0.00	0.00	0.00	0.00	0.00
<u>90-000-1042-0000</u>	CASH IN TEXAS CLASS	23,684.61	9.11	9.11	0.00	23,693.72
Total Fund: 90 - DISTRICT CLERK RESRV ACCT:						
		52,300.95	-3,271.79	9.11	3,280.90	49,029.16
<u>Fund: 92 - FLOOD CONTROL - JC DRAIN</u>						
<u>92-000-1030-0000</u>	CASH IN BANK	0.36	0.00	11,583.99	11,583.99	0.36
<u>92-000-1040-0000</u>	CASH IN TEXPOOL	0.00	0.00	0.00	0.00	0.00
<u>92-000-1042-0000</u>	CASH IN TEXAS CLASS	0.00	0.00	0.00	0.00	0.00
Total Fund: 92 - FLOOD CONTROL - JC DRAIN:						
		0.36	0.00	11,583.99	11,583.99	0.36
Grand Totals:		11,659,481.71	-906,049.27	1,358,700.05	2,264,749.32	10,753,432.44

Fund Summary

Fund	Beginning Balance	Total Activity	Total Debits	Total Credits	Ending Balance
10 - GENERAL	6,715,090.78	-634,487.79	932,782.41	1,567,270.20	6,080,602.99
12 - PERMANENT IMPROVEMENT	1,094,684.18	421.36	421.48	0.12	1,095,105.54
15 - COMMISSARY TELEPHONE	42,964.98	4,094.02	4,719.73	625.71	47,059.00
17 - DISTRICT ATTORNEY-HOT CHK	7,756.25	0.00	2.78	2.78	7,756.25
18 - ELECTIONS ADMINISTRATION	18,381.23	-7,793.14	0.00	7,793.14	10,588.09
19 - FORFEITURE-DIST ATTORNEY	289,509.53	-2,226.34	2,111.71	4,338.05	287,283.19
21 - FORFEITURE-SHERIFF	56,550.40	-753.73	221.73	975.46	55,796.67
23 - TECHNOLOGY FUND	1,790.72	374.69	375.28	0.59	2,165.41
24 - JUV PROB DISCRETIONARY	3,848.58	30.00	30.00	0.00	3,878.58
25 - JUVENILE PROBATION GRANTS	58,937.53	-58.10	28,022.96	28,081.06	58,879.43
26 - LAW LIBRARY	10,086.36	-7.41	528.52	535.93	10,078.95
27 - LOOSE-LAW ENF OFFICERS ED	5,886.31	0.00	2.15	2.15	5,886.31
28 - LIBRARY-MEMORIAL FUND	58,896.58	-267.97	109.11	377.08	58,628.61
29 - RECORDS MGT- COUNTY CLERK	150,216.39	5,311.92	7,281.07	1,969.15	155,528.31
30 - RECORDS MGT - COUNTY	2,955.40	136.22	136.22	0.00	3,091.62
31 - RECORDS MGT - DIST CLERK	14,930.89	-1,245.26	1,285.12	2,530.38	13,685.63
32 - SECURITY FUND	9,455.73	596.61	813.21	216.60	10,052.34
33 - CRTHSE SECURITY - JPS	575.30	65.44	65.44	0.00	640.74
34 - CHILD ABUSE PREVENTION	31.68	91.49	91.49	0.00	123.17
35 - CHILD WELFARE	8,263.36	3.10	3.12	0.02	8,266.46
36 - HISTORICAL COMMISSION	33,953.18	13.08	13.08	0.00	33,966.26
37 - MEDIATION FUND	1,450.00	0.00	0.00	0.00	1,450.00
39 - BRIDGE REPLACEMENT	189,296.73	72.90	72.90	0.00	189,369.63
40 - HIGHWAY	40,095.86	13,889.00	30,261.51	16,372.51	53,984.86
41 - ROAD & BRIDGE GEN NO. 1	217,071.77	-47,180.08	47,098.92	94,279.00	169,891.69
42 - ROAD & BRIDGE GEN NO. 2	320,223.12	-50,753.70	61,239.12	111,992.82	269,469.42
43 - ROAD & BRIDGE GEN NO. 3	170,095.61	-61,840.94	35,563.64	97,404.58	108,254.67
44 - ROAD & BRIDGE GEN NO. 4	289,468.00	-71,965.96	68,457.88	140,423.84	217,502.04
45 - ROAD & BRIDGE LATERAL RD	5,220.30	0.00	0.00	0.00	5,220.30
50 - PCT#1 EQUIPMENT REPLACMNT	16,157.15	-3,983.05	3,991.98	7,975.03	12,174.10
51 - PCT#2 EQUIPMENT REPLACMNT	7,354.26	-5,124.02	2.98	5,127.00	2,230.24
52 - PCT#3 EQUIPMENT REPLACMNT	6,581.29	1.86	33,463.82	33,461.96	6,583.15
53 - PCT#4 EQUIPMENT REPLACMNT	98,652.98	37.99	37.99	0.00	98,690.97
55 - CONSTRUCTION GRANTS	-44,593.50	-1,213.20	42,763.80	43,977.00	-45,806.70
57 - ABANDONED MOTOR VEHICLE	14,325.18	-474.50	0.00	474.50	13,850.68
65 - TRUANCY PREV & DIVERSION	2,358.27	268.23	268.23	0.00	2,626.50
66 - CO SPECIALTY COURT	408.53	54.23	54.23	0.00	462.76
71 - FED & STATE RELIEF	69,884.33	26.93	26.93	0.00	69,911.26
72 - COASTAL PROTECTION	1,116,046.13	429.85	429.85	0.00	1,116,475.98
80 - AIRPORT	148,633.30	-18.75	107.25	126.00	148,614.55
81 - JAIL COMMISSARY	7,345.50	-1,492.09	0.00	1,492.09	5,853.41
88 - STATE FEES	74,124.97	-37,905.78	17,774.66	55,680.44	36,219.19

Fund Summary

89 - TRUST INVESTMENT	272,215.26	95.41	26,474.65	26,379.24	272,310.67
90 - DISTRICT CLERK RESRV ACCT	52,300.95	-3,271.79	9.11	3,280.90	49,029.16
92 - FLOOD CONTROL - JC DRAIN	0.36	0.00	11,583.99	11,583.99	0.36
Grand Total:	11,659,481.71	-906,049.27	1,358,700.05	2,264,749.32	10,753,432.44



EL CAMPO, TX

Pledge Security Listing

July 31, 2020

ID	CUSIP	Description	Safeguarding Location	Safeguarding Receipt	Coupon	Maturity Date	Call Date	Moody	S&P	Fitch	ASC 320	Face Amount	Current Par	Current Book Value	Market Value	Gain(Loss)
JACKSON COUNTY																
4869	313244HD4	FHLMC #G30927	FHLB		3.00	09/01/2035		AAA	AA+	AAA	HTM	5,000,000	2,651,484.75	2,760,657.25	2,784,058.99	23,401.74
4954	3141BCSG0	FNMA #WA3218	FHLB		3.00	12/01/2032		AAA	AA+	AAA	HTM	4,000,000	2,430,083.96	2,467,768.78	2,542,475.34	54,706.57
4992	3128MMK57	FHLMC #G1B699	FHLB		4.00	06/01/2033		AAA	AA+	AAA	HTM	4,000,000	1,907,462.84	1,957,185.79	2,005,220.31	46,034.53
5474	3132D53T7	FR #SB8010	FHLB		2.50	10/01/2034		AAA	AA+	AAA	HTM	2,100,000	1,691,763.13	1,703,237.72	1,766,605.83	63,368.12
												15,100,000	8,680,794.68	8,908,849.54	9,098,560.47	189,510.96

Although the information in this report has been obtained from sources believed to be reliable, its accuracy cannot be guaranteed.

INVESTMENTS

TexPool

06/30/2020

07/31/2020

FUND	NAME	ACCT #	BALANCE	INTEREST	DEPOSIT	WITHDRAW	BALANCE
41	Road & Bridge Precinct #1	1100	15,910.31	2.79			15,913.10
42	Road & Bridge Precinct #2	1200	16,161.14	2.87			16,164.01
43	Road & Bridge Precinct #3	1300	25,403.03	4.47			25,407.50
44	Road & Bridge Precinct #4	1400	10,378.11	1.81			10,379.92
10	General	1500	261,000.78	46.16			261,046.94
28	Library - Memorial Fund	2800	4,207.73	0.68			4,208.41
89	Rojas Seizure	7210	11,553.91	2.07			11,555.98
89	Binning Heirs Trust Cause #4563	7406	2,353.67	0.31			2,353.98
89	Cordele Church & Cemetery	7502	5,692.59	0.93			5,693.52
89	Callis Receivership	7504	9,046.01	1.57			9,047.58

TOTAL IN TEXPOOL

			361,707.28	63.66	0.00	0.00	361,770.94
	Standard & Poor Global rating		AAA				AAA
	AVERAGE INTEREST RATE		0.2165%				0.2082%

Texas CLASS

	ACCT #	BALANCE	INTEREST	DEPOSIT	WITHDRAW	BALANCE
10	General	5,892,283.09	2,239.24	72,237.03	650,000.00	5,316,759.36
12	Permanent Improvement	1,094,234.44	421.48			1,094,655.92
15	Commissary Telephone	42,800.00	16.45		16.45	42,800.00
17	District Attorney Hot Check	7,200.00	2.78		2.78	7,200.00
19	Forfeiture - District Attorney	289,504.23	111.48		2,000.00	287,615.71
21	Forfeiture - Sheriff	56,401.77	21.73		200.00	56,223.50
23	Technology	1,398.00	0.59		0.59	1,398.00
25	Juvenile Probation Grants	58,873.47	22.57		11,000.00	47,896.04
26	Law Library	9,200.00	3.52		3.52	9,200.00
27	LEOSE	5,640.00	2.15		2.15	5,640.00
28	Library - Memorial Fund	53,043.95	20.43			53,064.38
29	Records Management - County Clerk	145,614.94	56.07			145,671.01
30	Records Management - County	2,011.02	0.75			2,011.77
31	Records Management - District Clerk	14,475.00	5.57		905.57	13,575.00
32	Security	8,850.00	3.40		3.40	8,850.00
35	Child Welfare	8,172.52	3.12			8,175.64
36	Historical Commission	33,951.31	13.08			33,964.39
39	Bridge Replacement	189,271.73	72.90			189,344.63

Texas CLASS	ACCT #	BALANCE	INTEREST	DEPOSIT	WITHDRAW	BALANCE
41 Road & Bridge Precinct #1	0041	200,890.54	76.87		47,000.00	153,967.41
42 Road & Bridge Precinct #2	0042	303,921.75	116.45		56,000.00	248,038.20
43 Road & Bridge Precinct #3	0043	142,850.05	54.66		34,000.00	108,904.71
44 Road & Bridge Precinct #4	0044	274,468.70	104.98		68,000.00	206,573.68
50 Road & Bridge Precinct #1 Equipment Replacement	0050	16,154.09	5.98		3,986.00	12,174.07
51 Road & Bridge Precinct #2 Equipment Replacement	0051	7,351.98	2.81		6,546.00	7,354.79
52 Road & Bridge Precinct #3 Equipment Replacement	0052	6,546.26	2.15			2.41
53 Road & Bridge Precinct #4 Equipment Replacement	0053	98,649.79	37.99			98,687.78
71 Federal & State Relief	0071	69,877.49	26.93			69,904.42
72 Coastal Impact Assistance	0072	1,116,029.47	429.85			1,116,459.32
80 Airport	0080	148,605.04	57.25	50.00		148,612.29
89 Hernandez DPS Seizure	1289	26,372.35	6.89		26,379.24	0.00
89 Trello DPS Seizure	2289	214,243.30	82.52			214,325.82
89 Lopez Gillen SO Seizure	4389	2,953.43	1.12			2,954.55
90 Borchardt - District Clerk Reserve	0090	23,684.61	9.11			23,693.72

TOTAL IN TEXAS CLASS 10,565,524.32 4,032.87 72,237.03 906,095.70 9,735,698.52
 Standard & Poor Global rating AAAm
 AVERAGE INTEREST RATE 0.5900%

10 **Transfer Station Certificate of Deposit** *Prosperity* 18,433.41 0.6500%
 INTEREST RATE 184.18
 10 **Depository Money Market** *Prosperity* 483,219.15 0.4500%
 AVERAGE INTEREST RATE

This report is presented in accordance with provisions of Texas Government Code §2256.023, the Public Funds Investment Act. The investments held in the Jackson County portfolio comply with the Public Funds Investment Act and the County's investment policy and strategies.
 This report is true and correct to the best of my knowledge and belief according to the records of this office.



Mary Horton, CCT, CIO