




**MINUTES OF COUNTY FINANCES
TREASURER'S REPORT**

IN THE MATTER OF COUNTY FINANCES
IN THE HANDS OF
MARY HORTON, TREASURER
OF JACKSON COUNTY, TEXAS

COMMISSIONERS' COURT
JACKSON COUNTY, TEXAS
IN REGULAR SESSION
JANUARY TERM 2020

IN ACCORDANCE with Section 114.026, Local Government Code, we, the undersigned, constituting the entire Commissioners' Court of said County, certify that on the 28th day of January 2020, at the Regular term of Court, we compared and examined the monthly report of Mary Horton, Treasurer of Jackson County, Texas, for December 2019, and finding the same correct, entered an order in the Minutes approving said report, which states total cash and other assets on hand as: \$7,058,297.29.




Jill S. Sklar, County Judge



Wayne Hunt, Commissioner Pct. #1



Wayne Bubela, Commissioner Pct. #2

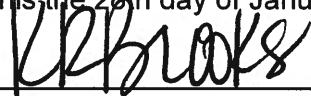


Johnny E. Belicek, Commissioner Pct. #3




Dennis Karl, Commissioner Pct. #4

SWORN TO AND SUBSCRIBED BEFORE ME, by Jill S. Sklar, County Judge, and County Commissioners of said Jackson County, each respectively, on this the 28th day of January A.D., 2020.



Attest: Katherine R. Brooks, County Clerk

FILED FOR RECORD THIS the 28th day of January A.D., 2020, and recorded on the 28th day of January A.D., 2020.



Katherine R. Brooks, County Clerk and
Ex-Officio Clerk of the Commissioners'
Court in and for Jackson County, Texas

By: _____
Deputy

	BEGINNING BALANCE	TOTAL DEBITS	TOTAL CREDITS	ENDING BALANCE	AVERAGE DAILY BALANCE
GENERAL					
10 -000-1020 CHANGE FUND/PETT	2,146.00	0.00	0.00	2,146.00	2,146.00
10 -000-1030 CASH IN BANK	222,602.29	644,431.10	835,950.35CR	31,083.04	120,927.90
10 -000-1034 CASH IN BANK -	8,592.53	5,206.15	8,590.53CR	5,208.15	5,207.08
10 -000-1040 CASH IN TEX POOL	259,537.10	357.72	0.00	259,894.82	259,548.64
10 -000-1042 CASH IN TEXAS CL	1,252,252.22	580,455.66	365,093.07CR	1,467,614.81	1,355,337.64
10 -000-1045 CASH IN T BILLS	0.00	0.00	0.00	0.00	0.00
10 -000-1046 CASH IN C.D.'S	18,227.72	68.17	0.00	18,295.89	18,273.90
10 -000-1051 CASH IN ESCROW-I	0.00	0.00	0.00	0.00	0.00
10 -000-1060 CASH IN MONEY MA	478,126.76	852.77	0.00	478,979.53	478,154.27
FUND 10 TOTAL	2,241,484.62	1,231,371.57	1,209,633.95CR	2,263,222.24	2,239,595.43
PERMANENT IMPROVEMENT					
12 -000-1030 CASH IN BANK	443.05	1.55	0.00	444.60	443.10
12 -000-1040 CASH IN TEX POOL	0.00	0.00	0.00	0.00	0.00
12 -000-1042 CASH IN TEXAS CL	1,085,686.22	1,735.59	0.00	1,087,421.81	1,085,742.21
FUND 12 TOTAL	1,086,129.27	1,737.14	0.00	1,087,866.41	1,086,185.31
COMMISSARY TELEPHONE					
15 -000-1030 CASH IN BANK	500.93	4,227.09	4,707.49CR	20.53	231.89
15 -000-1040 CASH IN TEXPOOL	0.00	0.00	0.00	0.00	0.00
15 -000-1042 CASH IN TEXAS CL	24,700.00	3,641.85	41.85CR	28,300.00	26,325.81
FUND 15 TOTAL	25,200.93	7,868.94	4,749.34CR	28,320.53	26,557.70
DISTRICT ATTORNEY-HOT CHK					
17 -000-1030 CASH IN BANK	310.54	0.00	0.00	310.54	310.54
17 -000-1040 CASH IN TEX POOL	0.00	0.00	0.00	0.00	0.00
17 -000-1042 CASH IN TEXAS CL	7,200.00	11.49	11.49CR	7,200.00	7,200.00
FUND 17 TOTAL	7,510.54	11.49	11.49CR	7,510.54	7,510.54
ELECTIONS ADMINISTRATION					
18 -000-1030 CASH IN BANK	4,055.02	0.00	0.00	4,055.02	4,055.02
18 -000-1042 CASH IN TEXAS CL	0.00	0.00	0.00	0.00	0.00
FUND 18 TOTAL	4,055.02	0.00	0.00	4,055.02	4,055.02
FORFEITURE-DIST ATTORNEY					
19 -000-1030 CASH IN BANK	5.39	2,000.00	1,704.91CR	300.48	56.94CR

	BEGINNING BALANCE	TOTAL DEBITS	TOTAL CREDITS	ENDING BALANCE	AVERAGE DAILY BALANCE
19 -000-1040 CASH IN TEXPOOL	0.00	0.00	0.00	0.00	0.00
19 -000-1042 CASH IN TEXAS CL	299,782.53	477.76	2,000.00CR	298,260.29	298,894.72
FUND 19 TOTAL	299,787.92	2,477.76	3,704.91CR	298,560.77	298,837.78
FORFEITURE-SHERIFF					
21 -000-1030 CASH IN BANK	609.65	1.75	198.06CR	413.34	501.32
21 -000-1040 CASH IN TEXPOOL	0.00	0.00	0.00	0.00	0.00
21 -000-1042 CASH IN TEXAS CL	58,883.12	94.13	0.00	58,977.25	58,886.16
FUND 21 TOTAL	59,492.77	95.88	198.06CR	59,390.59	59,387.48
TECHNOLOGY FUND					
23 -000-1030 CASH IN BANK	3,713.08CR	786.93	0.00	2,926.15CR	3,430.56CR
23 -000-1040 CASH IN TEXPOOL	0.00	0.00	0.00	0.00	0.00
23 -000-1042 CASH IN TEXAS CL	98.00	0.26	0.26CR	98.00	98.00
FUND 23 TOTAL	3,615.08CR	787.19	0.26CR	2,828.15CR	3,332.56CR
JUV PROB DISCRETIONARY					
24 -000-1030 CASH IN BANK	3,068.58	75.00	0.00	3,143.58	3,088.42
24 -000-1042 CASH IN TEXAS CL	0.00	0.00	0.00	0.00	0.00
FUND 24 TOTAL	3,068.58	75.00	0.00	3,143.58	3,088.42
JUVENILE PROBATION GRANTS					
25 -000-1030 CASH IN BANK	298.30	14,500.00	14,350.82CR	447.48	2,539.39CR
25 -000-1040 CASH IN TEXPOOL	0.00	0.00	0.00	0.00	0.00
25 -000-1042 CASH IN TEXAS CL	36,885.57	51.03	14,500.00CR	22,436.60	31,919.47
FUND 25 TOTAL	37,183.87	14,551.03	28,850.82CR	22,884.08	29,380.08
LAW LIBRARY					
26 -000-1030 CASH IN BANK	251.68	525.00	52.49CR	724.19	523.78
26 -000-1042 CASH IN TEXAS CL	8,700.00	13.90	13.90CR	8,700.00	8,700.00
FUND 26 TOTAL	8,951.68	538.90	66.39CR	9,424.19	9,223.78
LEOSE-LAW ENF OFFICERS ED					
27 -000-1030 CASH IN BANK	301.20	160.00	460.00CR	1.20	165.72

	BEGINNING BALANCE	TOTAL DEBITS	TOTAL CREDITS	ENDING BALANCE	AVERAGE DAILY BALANCE
27 -000-1042 CASH IN TEXAS CL	2,775.00	4.30	164.30CR	2,615.00	2,702.74
FUND 27 TOTAL	3,076.20	164.30	624.30CR	2,616.20	2,868.46
LIBRARY-MEMORIAL FUND					
28 -000-1030 CASH IN BANK	53.66	326.04	347.10CR	32.60	11.05
28 -000-1040 CASH IN TEXPOOL	5,486.03	7.43	255.00CR	5,238.46	5,387.56
28 -000-1042 CASH IN TEXAS CL	52,629.63	84.11	0.00	52,713.74	52,632.34
FUND 28 TOTAL	58,169.32	417.58	602.10CR	57,984.80	58,030.95
RECORDS MGT- COUNTY CLERK					
29 -000-1030 CASH IN BANK	4,322.85	4,510.00	1,542.27CR	7,290.58	4,889.15
29 -000-1040 CASH IN TEXPOOL	0.00	0.00	0.00	0.00	0.00
29 -000-1042 CASH IN TEXAS CL	122,112.06	195.20	0.00	122,307.26	122,118.36
FUND 29 TOTAL	126,434.91	4,705.20	1,542.27CR	129,597.84	127,007.51
RECORDS MGT - COUNTY					
30 -000-1030 CASH IN BANK	626.67	792.54	0.00	1,419.21	811.27
30 -000-1040 CASH IN TEXPOOL	0.00	0.00	0.00	0.00	0.00
30 -000-1042 CASH IN TEXAS CL	1,021.10	1.60	0.00	1,022.70	1,021.15
FUND 30 TOTAL	1,647.77	794.14	0.00	2,441.91	1,832.42
RECORDS MGT - DIST CLERK					
31 -000-1030 CASH IN BANK	107.83	480.69	0.00	588.52	396.96
31 -000-1040 CASH IN TEXPOOL	0.00	0.00	0.00	0.00	0.00
31 -000-1042 CASH IN TEXAS CL	12,575.00	20.08	20.08CR	12,575.00	12,575.00
FUND 31 TOTAL	12,682.83	500.77	20.08CR	13,163.52	12,971.96
SECURITY FUND					
32 -000-1030 CASH IN BANK	1,672.80	1,085.22	33.86CR	2,724.16	2,052.44
32 -000-1040 CASH IN TEXPOOL	0.00	0.00	0.00	0.00	0.00
32 -000-1042 CASH IN TEXAS CL	700.00	1.19	1.19CR	700.00	700.00
FUND 32 TOTAL	2,372.80	1,086.41	35.05CR	3,424.16	2,752.44
CHILD ABUSE PREVENTION					
34 -000-1030 CASH IN BANK	575.14CR	31.21	0.00	543.93CR	557.83CR

	BEGINNING BALANCE	TOTAL DEBITS	TOTAL CREDITS	ENDING BALANCE	AVERAGE DAILY BALANCE
34 -000-1042 CASH IN TEXAS CL	0.00	0.00	0.00	0.00	0.00
FUND 34 TOTAL	575.14CR	31.21	0.00	543.93CR	557.83CR
CHILD WELFARE					
35 -000-1030 CASH IN BANK	89.49	0.31	0.00	89.80	89.50
35 -000-1040 CASH IN TEX POOL	0.00	0.00	0.00	0.00	0.00
35 -000-1042 CASH IN TEXAS CL	8,108.68	12.97	0.00	8,121.65	8,109.10
FUND 35 TOTAL	8,198.17	13.28	0.00	8,211.45	8,198.60
HISTORICAL COMMISSION					
36 -000-1030 CASH IN BANK	45.74	0.16	0.00	45.90	45.75
36 -000-1040 CASH IN TEX POOL	0.00	0.00	0.00	0.00	0.00
36 -000-1042 CASH IN TEXAS CL	34,747.15	55.57	0.00	34,802.72	34,748.94
FUND 36 TOTAL	34,792.89	55.73	0.00	34,848.62	34,794.69
MEDIATION FUND					
37 -000-1030 CASH IN BANK	1,450.00	0.00	0.00	1,450.00	1,450.00
37 -000-1042 CASH IN TEXAS CL	0.00	0.00	0.00	0.00	0.00
FUND 37 TOTAL	1,450.00	0.00	0.00	1,450.00	1,450.00
BRIDGE REPLACEMENT					
39 -000-1030 CASH IN BANK	25.00	0.00	0.00	25.00	25.00
39 -000-1042 CASH IN TEXAS CL	187,793.20	300.21	0.00	188,093.41	187,802.88
FUND 39 TOTAL	187,818.20	300.21	0.00	188,118.41	187,827.88
HIGHWAY					
40 -000-1030 CASH IN BANK	411,105.37CR	10,180.00	97.10CR	401,022.47CR	405,415.41CR
40 -000-1042 CASH IN TEXAS CL	0.00	0.00	0.00	0.00	0.00
FUND 40 TOTAL	411,105.37CR	10,180.00	97.10CR	401,022.47CR	405,415.41CR
ROAD & BRIDGE GEN NO. 1					
41 -000-1030 CASH IN BANK	235.16	44,104.34	44,327.37CR	12.13	1,239.48
41 -000-1040 CASH IN TEX POOL	15,821.13	21.82	0.00	15,842.95	15,821.83
41 -000-1042 CASH IN TEXAS CL	518,700.02	790.65	44,000.00CR	475,490.67	494,661.01
FUND 41 TOTAL	534,756.31	44,916.81	88,327.37CR	491,345.75	511,722.32

	BEGINNING BALANCE	TOTAL DEBITS	TOTAL CREDITS	ENDING BALANCE	AVERAGE DAILY BALANCE
ROAD & BRIDGE GEN NO. 2					
42 -000-1030 CASH IN BANK	744.58	92,554.42	62,790.51CR	30,508.49	15,557.38
42 -000-1040 CASH IN TEXPOOL	16,070.53	22.16	0.00	16,092.69	16,071.24
42 -000-1042 CASH IN TEXAS CL	619,589.52	15,924.39	92,500.00CR	543,013.91	578,329.02
FUND 42 TOTAL	636,404.63	108,500.97	155,290.51CR	589,615.09	609,957.64
ROAD & BRIDGE GEN NO. 3					
43 -000-1030 CASH IN BANK	97.15	125,593.88	75,183.76CR	50,507.27	26,836.53
43 -000-1040 CASH IN TEX POOL	25,260.59	34.83	0.00	25,295.42	25,261.71
43 -000-1042 CASH IN TEXAS CL	386,249.08	25,528.03	125,500.00CR	286,277.11	330,395.15
FUND 43 TOTAL	411,606.82	151,156.74	200,683.76CR	362,079.80	382,493.39
ROAD & BRIDGE GEN NO. 4					
44 -000-1030 CASH IN BANK	264.94	142,592.86	92,355.00CR	50,502.80	26,546.27
44 -000-1040 CASH IN TEX POOL	10,319.94	14.19	0.00	10,334.13	10,320.40
44 -000-1042 CASH IN TEXAS CL	656,161.89	25,947.25	142,500.00CR	539,609.14	592,644.06
FUND 44 TOTAL	666,746.77	168,554.30	234,855.00CR	600,446.07	629,510.73
ROAD & BRIDGE LATERAL RD					
45 -000-1030 CASH IN BANK	15,657.23	0.00	0.00	15,657.23	15,657.23
45 -000-1042 CASH IN TEXAS CL	0.00	0.00	0.00	0.00	0.00
FUND 45 TOTAL	15,657.23	0.00	0.00	15,657.23	15,657.23
PCT#1 EQUIPMENT REPLACMNT					
50 -000-1030 CASH IN BANK	2.92	0.01	0.00	2.93	2.92
50 -000-1040 CASH IN TEX POOL	0.00	0.00	0.00	0.00	0.00
50 -000-1042 CASH IN TEXAS CL	21,506.55	34.40	0.00	21,540.95	21,507.66
FUND 50 TOTAL	21,509.47	34.41	0.00	21,543.88	21,510.58
PCT#2 EQUIPMENT REPLACMNT					
51 -000-1030 CASH IN BANK	97.36	10,613.19	10,710.00CR	0.55	53.56
51 -000-1040 CASH IN TEX POOL	0.00	0.00	0.00	0.00	0.00
51 -000-1042 CASH IN TEXAS CL	22,757.85	28.72	10,613.00CR	12,173.57	17,965.81
FUND 51 TOTAL	22,855.21	10,641.91	21,323.00CR	12,174.12	18,019.37

	BEGINNING BALANCE	TOTAL DEBITS	TOTAL CREDITS	ENDING BALANCE	AVERAGE DAILY BALANCE
PCT#3 EQUIPMENT REPLACMNT					
52 -000-1030 CASH IN BANK	34.52	0.12	0.00	34.64	34.52
52 -000-1040 CASH IN TEX POOL	0.00	0.00	0.00	0.00	0.00
52 -000-1042 CASH IN TEXAS CL	6,495.12	10.38	0.00	6,505.50	6,495.45
FUND 52 TOTAL	6,529.64	10.50	0.00	6,540.14	6,529.97
PCT#4 EQUIPMENT REPLACMNT					
53 -000-1030 CASH IN BANK	30.53	0.11	0.00	30.64	30.53
53 -000-1040 CASH IN TEX POOL	0.00	0.00	0.00	0.00	0.00
53 -000-1042 CASH IN TEXAS CL	102,691.71	164.16	0.00	102,855.87	102,697.01
FUND 53 TOTAL	102,722.24	164.27	0.00	102,886.51	102,727.54
CONSTRUCTION GRANTS					
55 -000-1030 CASH IN BANK	358.20CR	0.00	0.00	358.20CR	358.20CR
55 -000-1042 CASH IN TEXAS CL	0.00	0.00	0.00	0.00	0.00
55 -000-1050 CASH-COMMUNITY A	0.00	0.00	0.00	0.00	0.00
FUND 55 TOTAL	358.20CR	0.00	0.00	358.20CR	358.20CR
ABANDONED MOTOR VEHICLE					
57 -000-1030 CASH IN BANK	1,623.94	0.00	275.53CR	1,348.41	1,448.14
57 -000-1040 CASH IN TEXPOOL	0.00	0.00	0.00	0.00	0.00
57 -000-1042 CASH IN TEXAS CL	0.00	0.00	0.00	0.00	0.00
57 -000-1055 CASH IN BANK - A	2,890.12	0.00	0.00	2,890.12	2,890.12
FUND 57 TOTAL	4,514.06	0.00	275.53CR	4,238.53	4,338.26
TRUANCY PREV & DIVERSION					
65 -000-1030 CASH IN BANK	0.00	0.00	0.00	0.00	0.00
65 -000-1040 CASH IN TEX POOL	0.00	0.00	0.00	0.00	0.00
FUND 65 TOTAL	0.00	0.00	0.00	0.00	0.00
CO SPECIALTY COURT					
66 -000-1030 CASH IN BANK	0.00	0.00	0.00	0.00	0.00
66 -000-1040 CASH IN TEX POOL	0.00	0.00	0.00	0.00	0.00
FUND 66 TOTAL	0.00	0.00	0.00	0.00	0.00

	BEGINNING BALANCE	TOTAL DEBITS	TOTAL CREDITS	ENDING BALANCE	AVERAGE DAILY BALANCE
COASTAL PROTECTION					
72 -000-1030	194.73	0.68	0.00	195.41	194.75
72 -000-1042	610,527.50	975.99	0.00	611,503.49	610,558.98
FUND 72 TOTAL	610,722.23	976.67	0.00	611,698.90	610,753.73
AIRPORT					
80 -000-1030	60.20	0.21	0.00	60.41	60.21
80 -000-1032	0.00	0.00	0.00	0.00	0.00
80 -000-1040	0.00	0.00	0.00	0.00	0.00
80 -000-1042	155,565.12	248.68	0.00	155,813.80	155,573.14
FUND 80 TOTAL	155,625.32	248.89	0.00	155,874.21	155,633.35
JAIL COMMISSARY					
81 -000-1030	5,291.90	17.53	619.12CR	4,690.31	5,012.86
81 -000-1040	0.00	0.00	0.00	0.00	0.00
81 -000-1042	0.00	0.00	0.00	0.00	0.00
FUND 81 TOTAL	5,291.90	17.53	619.12CR	4,690.31	5,012.86
STATE FEES					
88 -000-1030	75,652.22	29,815.83	15,533.17CR	89,934.88	85,148.12
88 -000-1042	0.00	0.00	0.00	0.00	0.00
FUND 88 TOTAL	75,652.22	29,815.83	15,533.17CR	89,934.88	85,148.12
TRUST INVESTMENT					
89 -000-1020	0.00	0.00	0.00	0.00	0.00
89 -000-1030	0.00	0.00	0.00	0.00	0.00
89 -000-1040	28,684.98	39.55	0.00	28,724.53	28,686.26
89 -000-1042	26,166.33	41.84	0.00	26,208.17	26,167.68
89 -000-1060	0.00	0.00	0.00	0.00	0.00
FUND 89 TOTAL	54,851.31	81.39	0.00	54,932.70	54,853.94
DISTRICT CLERK RESRV ACCT					
90 -000-1030	52,715.71	56.00	0.00	52,771.71	52,755.45
90 -000-1035	0.00	0.00	0.00	0.00	0.00
90 -000-1040	0.00	0.00	0.00	0.00	0.00
90 -000-1042	0.00	0.00	0.00	0.00	0.00
FUND 90 TOTAL	52,715.71	56.00	0.00	52,771.71	52,755.45

	BEGINNING BALANCE	TOTAL DEBITS	TOTAL CREDITS	ENDING BALANCE	AVERAGE DAILY BALANCE
FLOOD CONTROL - JC DRAIN					
92 -000-1030 CASH IN BANK	16,447.04	88,604.43	44,666.12CR	60,385.35	38,113.58
92 -000-1040 CASH IN TEXPOOL	0.00	0.00	0.00	0.00	0.00
92 -000-1042 CASH IN TEXAS CL	0.00	0.00	0.00	0.00	0.00
FUND 92 TOTAL	16,447.04	88,604.43	44,666.12CR	60,385.35	38,113.58
REPORT TOTALS	7,188,462.61	1,881,544.38	2,011,709.70CR	7,058,297.29	7,096,630.51

INVESTMENTS

TexPool

12/31/2019

11/30/2019

10/31/2019

FUND	ACCT #	NAME	BALANCE	INTEREST	DEPOSIT	WITHDRAW	BALANCE	INTEREST	DEPOSIT	WITHDRAW	BALANCE
41	1100	Road & Bridge Precinct #1	15,799.35	21.78			15,821.13	21.82			15,842.95
42	1200	Road & Bridge Precinct #2	16,048.36	22.17			16,070.53	22.16			16,092.69
43	1300	Road & Bridge Precinct #3	25,225.81	34.78			25,260.59	34.83			25,295.42
44	1400	Road & Bridge Precinct #4	10,305.78	14.16			10,319.94	14.19			10,334.13
1500		General	259,179.77	357.33			259,537.10	357.72			259,894.82
28	2800	Library - Memorial Fund	5,978.22	7.81		500.00	5,486.03	7.43		255.00	5,238.46
89	7210	Rojas Seizure	11,473.24	15.85			11,489.09	15.87			11,504.96
89	7406	Binning Heirs Trust Cause #4563	2,337.40	3.30			2,340.70	3.20			2,343.90
89	7502	Cordele Church & Cemetery	5,851.73	8.10			5,859.83	8.09			5,867.92
89	7504	Callis Receivership	8,983.01	12.35			8,995.36	12.39			9,007.75
TOTAL IN TEXPOOL			361,182.67	497.63	0.00	500.00	361,180.30	497.70	0.00	255.00	361,423.00

Standard & Poor Global rating
 AVERAGE INTEREST RATE
 AAAm
 1.9115%
 AAAm
 1.6226%
 AAAm
 1.6947%

Texas CLASS

ACCT #	BALANCE	INTEREST	DEPOSIT	WITHDRAW	BALANCE	INTEREST	DEPOSIT	WITHDRAW	BALANCE		
10	0001	General	1,361,702.41	2306.79	408,243.02	520,000.00	1,252,252.22	2,163.51	578,199.08	365,000.00	1,467,614.81
12	0012	Permanent Improvement	1,067,476.83	1709.39	16,500.00		1,085,686.22	1,735.59			1,087,421.81
15	0015	Commissary Telephone	22,700.00	36.57	2,000.00	36.57	24,700.00	41.85	3,600.00	41.85	28,300.00
17	0017	District Attorney Hot Check	7,200.00	11.49		11.49	7,200.00	11.49		11.49	7,200.00
19	0019	Forfeiture - District Attorney	294,806.66	475.87	5,000.00	500.00	299,782.53	477.76		2,000.00	298,260.29
21	0021	Forfeiture - Sheriff	53,291.01	92.11	6,000.00	500.00	58,883.12	94.13			58,977.25
23	0023	Technology	98.00	0.23		0.23	98.00	0.26		0.26	98.00
25	0025	Juvenile Probation Grants	34,533.40	52.17	11,500.00	9,200.00	36,885.57	51.03		14,500.00	22,436.60
26	0026	Law Library	9,300.00	14.68		614.68	8,700.00	13.90		13.90	8,700.00
27	0027	LEOSE	2,775.00	4.44		4.44	2,775.00	4.30		164.30	2,615.00
28	0028	Library - Memorial Fund	52,545.86	83.77			52,629.63	84.11			52,713.74
29	0029	Records Management - County Clerk	118,421.63	190.43	3,500.00		122,112.06	195.20			122,307.26
30	0030	Records Management - County	1,019.51	1.59			1,021.10	1.60			1,022.70
31	0031	Records Management - District Clerk	11,575.00	18.92	1,000.00	18.92	12,575.00	20.08		20.08	12,575.00
32	0032	Security	700.00	1.15		1.15	700.00	1.19		1.19	700.00
35	0035	Child Welfare	8,095.77	12.91			8,108.68	12.97			8,121.65
36	0036	Historical Commission	34,691.84	55.31			34,747.15	55.57			34,802.72
39	0039	Bridge Replacement	187,494.31	298.89			187,793.20	300.21			188,093.41
41	0041	Road & Bridge Precinct #1	552,843.97	856.05		35,000.00	518,700.02	790.65		44,000.00	475,490.67
42	0042	Road & Bridge Precinct #2	658,569.36	1020.16		40,000.00	619,589.52	924.39		77,500.00	543,013.91
43	0043	Road & Bridge Precinct #3	428,601.28	647.8		43,000.00	386,249.08	528.03		100,500.00	286,277.11
44	0044	Road & Bridge Precinct #4	702,077.69	1084.2		47,000.00	656,161.89	947.25		117,500.00	539,609.14
50	0050	Road & Bridge Precinct #1 Equipment Replacement	21,472.32	34.23			21,506.55	34.40			21,540.95
51	0051	Road & Bridge Precinct #2 Equipment Replacement	22,721.64	36.21			22,757.85	28.72		10,613.00	12,173.57
52	0052	Road & Bridge Precinct #3 Equipment Replacement	23,167.78	27.34		16,700.00	6,495.12	10.38			6,505.50
53	0053	Road & Bridge Precinct #4 Equipment Replacement	102,528.27	163.44			102,691.71	164.16			102,855.87
72	0072	Coastal Impact Assistance	609,555.84	971.66			610,527.50	975.99			611,503.49
80	0080	Airport	157,914.06	251.06		2,600.00	155,565.12	248.68			155,813.80

ACCT #	Texas CLASS	BALANCE	INTEREST	DEPOSIT	WITHDRAW	BALANCE	INTEREST	DEPOSIT	WITHDRAW	BALANCE
89	Hernandez DPS Seizure	0.00	40.23	26,126.10		26,166.33	41.84			26,208.17
89	Mendoza SO Seizure	7,654.11	4.96		7,659.07	0.00				0.00
89	Garza SO Seizure	12,743.71			12,743.71	0.00				0.00
TOTAL IN TEXAS CLASS		6,568,277.26	10,504.05	479,869.12	735,590.26	6,323,060.17	9,959.24	581,799.08	731,866.07	6,182,952.42
	Standard & Poor Global rating	AAA				AAA				AAA
	AVERAGE INTEREST RATE	2.0900%				1.9400%				1.8800%
10	Transfer Station Certificate of Deposit	18,227.72				18,227.72	68.17			18,295.89
	INTEREST RATE	1.5000%				1.5000%				1.5000%
10	Depository Money Market	577,199.54	927.22		100,000.00	478,126.76	852.77			478,979.53 *
	AVERAGE INTEREST RATE	2.1200%				2.1200%				2.1200%
	Depository Bank Account Interest		171.18				286.58			
	Cafeteria (Flexible Spending) Account	15,818.80			5,943.10	9,875.70			2,689.49	7,186.21

This report is presented in accordance with provisions of Texas Government Code §2256.023, the Public Funds Investment Act. The investments held in the Jackson County portfolio comply with the Public Funds Investment Act and the County's investment policy and strategies.

This report is true and correct to the best of my knowledge and belief according to the records of this office.



Mary Horton, CCT, CIO

*November 2019 correction



EL CAMPO, TX

Pledge Security Listing

December 31, 2019

ID	CUSIP	Description	Safekkeeping Location	Safekkeeping Receipt	Coupon	Maturity Date	Call Date	Moody	S&P	Fitch	ASC	320	Face Amount	Current Par	Current Book Value	Market Value	Gain(Loss)
4954	3141BCSG0	FNMA #MA3218	FHLB		3.00	12/01/2032		AAA	AA+	AAA	HTM		4,000,000	2,895,882.52	2,966,488.18	2,962,849.80	(3,638.37)
4992	3128MMX57	FHLMC #GJB699	FHLB		4.00	06/01/2033		AAA	AA+	AAA	HTM		4,000,000	2,648,507.32	2,720,266.14	2,757,788.25	37,492.11
Total for JACKSON COUNTY													8,000,000	5,544,389.84	5,686,754.32	5,720,608.05	89,853.74

Although the information in this report has been obtained from sources believed to be reliable, its accuracy cannot be guaranteed.