




**MINUTES OF COUNTY FINANCES
TREASURER'S REPORT**

IN THE MATTER OF COUNTY FINANCES
IN THE HANDS OF
MARY HORTON, TREASURER
OF JACKSON COUNTY, TEXAS

COMMISSIONERS' COURT
JACKSON COUNTY, TEXAS
IN REGULAR SESSION
JANUARY TERM 2019

IN ACCORDANCE with Section 114.026, Local Government Code, we, the undersigned, constituting the entire Commissioners' Court of said County, certify that on the 22nd day of January 2019, at the Regular term of Court, we compared and examined the monthly report of Mary Horton, Treasurer of Jackson County, Texas, for December 2018, and finding the same correct, entered an order in the Minutes approving said report, which states total cash and other assets on hand as: \$6,545,658.61.



Jill S. Sklar, County Judge



Wayne Hunt, Commissioner Pct. #1



Wayne Bubela, Commissioner Pct. #2




Johnny E. Belicek, Commissioner Pct. #3




Dennis Karl, Commissioner Pct. #4

SWORN TO AND SUBSCRIBED BEFORE ME, by Jill S. Sklar, County Judge, and County Commissioners of said Jackson County, each respectively, on this the 22nd day of January A.D., 2019.



Attest: Katherine R. Brooks, County Clerk

FILED FOR RECORD THIS the 22nd day of January A.D., 2019, and recorded on the 22nd day of January A.D., 2019.



Katherine R. Brooks, County Clerk and
Ex-Officio Clerk of the Commissioners'
Court in and for Jackson County, Texas

By: _____
Deputy

		BEGINNING	TOTAL	TOTAL	ENDING	AVERAGE
		BALANCE	DEBITS	CREDITS	BALANCE	DAILY
						BALANCE
GENERAL						
10 -000-1020	CHANGE FUND/PETT	1,746.00	0.00	0.00	1,746.00	1,746.00
10 -000-1030	CASH IN BANK	15,440.96	781,863.85	813,936.24CR	16,631.43CR	59,736.78
10 -000-1034	CASH IN BANK -	10,397.64	8,941.35	9,870.64CR	9,468.35	4,535.49
10 -000-1040	CASH IN TEX POOL	253,765.02	492.97	0.00	254,257.99	253,780.92
10 -000-1042	CASH IN TEXAS CL	1,511,224.53	791,381.87	500,000.00CR	1,802,606.40	1,528,085.42
10 -000-1045	CASH IN T BILLS	0.00	0.00	0.00	0.00	0.00
10 -000-1046	CASH IN C.D.'S	18,057.57	33.77	0.00	18,091.34	18,080.45
10 -000-1051	CASH IN ESCROW-L	0.00	0.00	0.00	0.00	0.00
10 -000-1060	CASH IN MONEY MA	75,479.80	48.08	0.00	75,527.88	75,481.35
FUND 10	TOTAL	1,886,111.52	1,582,761.89	1,323,806.88CR	2,145,066.53	1,941,446.41
PERMANENT IMPROVEMENT						
12 -000-1030	CASH IN BANK	47.67	0.00	0.07CR	47.60	47.67
12 -000-1040	CASH IN TEX POOL	0.00	0.00	0.00	0.00	0.00
12 -000-1042	CASH IN TEXAS CL	894,213.98	1,903.96	0.00	896,117.94	894,275.40
FUND 12	TOTAL	894,261.65	1,903.96	0.07CR	896,165.54	894,323.07
COMMISSARY TELEPHONE						
15 -000-1030	CASH IN BANK	158.62	5,602.51	2,159.47CR	3,601.66	1,151.55
15 -000-1040	CASH IN TEXPOOL	0.00	0.00	0.00	0.00	0.00
15 -000-1042	CASH IN TEXAS CL	31,800.00	65.90	2,165.90CR	29,700.00	30,987.10
FUND 15	TOTAL	31,958.62	5,668.41	4,325.37CR	33,301.66	32,138.65
DISTRICT ATTORNEY-HOT CHK						
17 -000-1030	CASH IN BANK	848.21	0.00	0.00	848.21	848.21
17 -000-1040	CASH IN TEX POOL	0.00	0.00	0.00	0.00	0.00
17 -000-1042	CASH IN TEXAS CL	6,000.00	12.76	12.76CR	6,000.00	6,000.00
FUND 17	TOTAL	6,848.21	12.76	12.76CR	6,848.21	6,848.21
ELECTIONS ADMINISTRATION						
18 -000-1030	CASH IN BANK	1,630.75	0.00	0.00	1,630.75	1,630.75
18 -000-1042	CASH IN TEXAS CL	0.00	0.00	0.00	0.00	0.00
FUND 18	TOTAL	1,630.75	0.00	0.00	1,630.75	1,630.75
FORFEITURE-DIST ATTORNEY						
19 -000-1030	CASH IN BANK	188.43	1,500.01	1,487.79CR	200.65	7.14CR

		BEGINNING BALANCE	TOTAL DEBITS	TOTAL CREDITS	ENDING BALANCE	AVERAGE DAILY BALANCE
19 -000-1040	CASH IN TEXPOOL	0.00	0.00	0.00	0.00	0.00
19 -000-1042	CASH IN TEXAS CL	244,291.34	518.89	1,500.00CR	243,310.23	243,727.43
	FUND 19 TOTAL	244,479.77	2,018.90	2,987.79CR	243,510.88	243,720.29
FORFEITURE-SHERIFF						
21 -000-1030	CASH IN BANK	65.92	200.00	200.84CR	65.08	39.19
21 -000-1040	CASH IN TEXPOOL	0.00	0.00	0.00	0.00	0.00
21 -000-1042	CASH IN TEXAS CL	53,297.28	113.31	200.00CR	53,210.59	53,223.52
	FUND 21 TOTAL	53,363.20	313.31	400.84CR	53,275.67	53,262.71
TECHNOLOGY FUND						
23 -000-1030	CASH IN BANK	726.57	2,485.29	5,600.00CR	2,388.14CR	367.05
23 -000-1040	CASH IN TEXPOOL	0.00	0.00	0.00	0.00	0.00
23 -000-1042	CASH IN TEXAS CL	4,500.00	7.83	2,107.83CR	2,400.00	3,687.10
	FUND 23 TOTAL	5,226.57	2,493.12	7,707.83CR	11.86	4,054.15
JUV PROB DISCRETIONARY						
24 -000-1030	CASH IN BANK	1,670.04	390.00	0.00	2,060.04	1,839.23
24 -000-1042	CASH IN TEXAS CL	0.00	0.00	0.00	0.00	0.00
	FUND 24 TOTAL	1,670.04	390.00	0.00	2,060.04	1,839.23
JUVENILE PROBATION GRANTS						
25 -000-1030	CASH IN BANK	24.83	19,373.00	14,514.02CR	4,883.81	3,933.25
25 -000-1040	CASH IN TEXPOOL	0.00	0.00	0.00	0.00	0.00
25 -000-1042	CASH IN TEXAS CL	42,629.41	4,093.86	0.00	46,723.27	44,180.82
	FUND 25 TOTAL	42,654.24	23,466.86	14,514.02CR	51,607.08	48,114.07
LAW LIBRARY						
26 -000-1030	CASH IN BANK	604.36	840.00	0.00	1,444.36	890.01
26 -000-1042	CASH IN TEXAS CL	7,000.00	14.88	14.88CR	7,000.00	7,000.00
	FUND 26 TOTAL	7,604.36	854.88	14.88CR	8,444.36	7,890.01
LEOSE-LAW ENF OFFICERS ED						
27 -000-1030	CASH IN BANK	6.69	0.00	0.00	6.69	6.69

		BEGINNING BALANCE	TOTAL DEBITS	TOTAL CREDITS	ENDING BALANCE	AVERAGE DAILY BALANCE
27 -000-1042	CASH IN TEXAS CL	3,900.00	8.29	8.29CR	3,900.00	3,900.00
	FUND 27 TOTAL	<u>3,906.69</u>	<u>8.29</u>	<u>8.29CR</u>	<u>3,906.69</u>	<u>3,906.69</u>
LIBRARY-MEMORIAL FUND						
28 -000-1030	CASH IN BANK	48.93	45.00	39.70CR	54.23	38.10
28 -000-1040	CASH IN TEXPOOL	6,800.42	13.21	0.00	6,813.63	6,800.85
28 -000-1042	CASH IN TEXAS CL	51,375.80	109.38	0.00	51,485.18	51,379.33
	FUND 28 TOTAL	<u>58,225.15</u>	<u>167.59</u>	<u>39.70CR</u>	<u>58,353.04</u>	<u>58,218.28</u>
RECORDS MGT- COUNTY CLERK						
29 -000-1030	CASH IN BANK	3,996.69	4,820.00	5,625.81CR	3,190.88	3,159.36
29 -000-1040	CASH IN TEXPOOL	0.00	0.00	0.00	0.00	0.00
29 -000-1042	CASH IN TEXAS CL	90,668.20	4,196.13	0.00	94,864.33	92,222.91
	FUND 29 TOTAL	<u>94,664.89</u>	<u>9,016.13</u>	<u>5,625.81CR</u>	<u>98,055.21</u>	<u>95,382.27</u>
RECORDS MGT - COUNTY						
30 -000-1030	CASH IN BANK	925.08	566.76	1,000.95CR	490.89	653.23
30 -000-1040	CASH IN TEXPOOL	0.00	0.00	0.00	0.00	0.00
30 -000-1042	CASH IN TEXAS CL	5,953.09	1,013.46	0.00	6,966.55	6,340.62
	FUND 30 TOTAL	<u>6,878.17</u>	<u>1,580.22</u>	<u>1,000.95CR</u>	<u>7,457.44</u>	<u>6,993.85</u>
RECORDS MGT - DIST CLERK						
31 -000-1030	CASH IN BANK	111.85	430.00	0.00	541.85	213.46
31 -000-1040	CASH IN TEXPOOL	0.00	0.00	0.00	0.00	0.00
31 -000-1042	CASH IN TEXAS CL	11,100.00	23.63	23.63CR	11,100.00	11,100.00
	FUND 31 TOTAL	<u>11,211.85</u>	<u>453.63</u>	<u>23.63CR</u>	<u>11,641.85</u>	<u>11,313.46</u>
SECURITY FUND						
32 -000-1030	CASH IN BANK	451.83	2,444.31	2,436.49CR	459.65	106.33CR
32 -000-1040	CASH IN TEXPOOL	0.00	0.00	0.00	0.00	0.00
32 -000-1042	CASH IN TEXAS CL	7,800.00	15.17	1,715.17CR	6,100.00	7,141.94
	FUND 32 TOTAL	<u>8,251.83</u>	<u>2,459.48</u>	<u>4,151.66CR</u>	<u>6,559.65</u>	<u>7,035.61</u>
CHILD ABUSE PREVENTION						
34 -000-1030	CASH IN BANK	572.50	230.00	0.00	802.50	678.47

		BEGINNING BALANCE	TOTAL DEBITS	TOTAL CREDITS	ENDING BALANCE	AVERAGE DAILY BALANCE
34 -000-1042	CASH IN TEXAS CL	0.00	0.00	0.00	0.00	0.00
	FUND 34 TOTAL	572.50	230.00	0.00	802.50	678.47
CHILD WELFARE						
35 -000-1030	CASH IN BANK	85.13	0.00	0.13CR	85.00	85.13
35 -000-1040	CASH IN TEXPOOL	0.00	0.00	0.00	0.00	0.00
35 -000-1042	CASH IN TEXAS CL	7,964.81	16.97	0.00	7,981.78	7,965.36
	FUND 35 TOTAL	8,049.94	16.97	0.13CR	8,066.78	8,050.49
HISTORICAL COMMISSION						
36 -000-1030	CASH IN BANK	50.01	0.00	0.08CR	49.93	50.01
36 -000-1040	CASH IN TEX POOL	0.00	0.00	0.00	0.00	0.00
36 -000-1042	CASH IN TEXAS CL	33,793.85	71.92	0.00	33,865.77	33,796.17
	FUND 36 TOTAL	33,843.86	71.92	0.08CR	33,915.70	33,846.18
MEDIATION FUND						
37 -000-1030	CASH IN BANK	1,450.00	0.00	0.00	1,450.00	1,450.00
37 -000-1042	CASH IN TEXAS CL	0.00	0.00	0.00	0.00	0.00
	FUND 37 TOTAL	1,450.00	0.00	0.00	1,450.00	1,450.00
BRIDGE REPLACEMENT						
39 -000-1030	CASH IN BANK	25.00	0.00	0.00	25.00	25.00
39 -000-1042	CASH IN TEXAS CL	134,424.60	286.22	0.00	134,710.82	134,433.83
	FUND 39 TOTAL	134,449.60	286.22	0.00	134,735.82	134,458.83
HIGHWAY						
40 -000-1030	CASH IN BANK	428,769.43CR	10,290.00	0.00	418,479.43CR	422,763.62CR
40 -000-1042	CASH IN TEXAS CL	0.00	0.00	0.00	0.00	0.00
	FUND 40 TOTAL	428,769.43CR	10,290.00	0.00	418,479.43CR	422,763.62CR
ROAD & BRIDGE GEN NO. 1						
41 -000-1030	CASH IN BANK	2,702.57	56,686.01	57,554.90CR	1,833.68	140.90CR
41 -000-1040	CASH IN TEX POOL	15,469.28	30.07	0.00	15,499.35	15,470.25
41 -000-1042	CASH IN TEXAS CL	497,150.29	1,002.26	55,000.00CR	443,152.55	471,053.59
	FUND 41 TOTAL	515,322.14	57,718.34	112,554.90CR	460,485.58	486,382.94

	BEGINNING BALANCE	TOTAL DEBITS	TOTAL CREDITS	ENDING BALANCE	AVERAGE DAILY BALANCE
ROAD & BRIDGE GEN NO. 2					
42 -000-1030 CASH IN BANK	6,322.82	38,837.06	43,631.21CR	1,528.67	416.27
42 -000-1040 CASH IN TEXPOOL	15,713.10	30.53	0.00	15,743.63	15,714.08
42 -000-1042 CASH IN TEXAS CL	546,346.32	1,118.62	37,000.00CR	510,464.94	525,608.21
FUND 42 TOTAL	568,382.24	39,986.21	80,631.21CR	527,737.24	541,738.56
ROAD & BRIDGE GEN NO. 3					
43 -000-1030 CASH IN BANK	995.08	35,861.34	36,437.94CR	418.48	799.27CR
43 -000-1040 CASH IN TEX POOL	24,698.73	48.00	0.00	24,746.73	24,700.28
43 -000-1042 CASH IN TEXAS CL	409,452.89	832.25	35,000.00CR	375,285.14	391,092.64
FUND 43 TOTAL	435,146.70	36,741.59	71,437.94CR	400,450.35	414,993.65
ROAD & BRIDGE GEN NO. 4					
44 -000-1030 CASH IN BANK	12,994.37	65,531.45	77,811.76CR	714.06	2,178.20
44 -000-1040 CASH IN TEX POOL	15,003.87	29.15	0.00	15,033.02	15,004.81
44 -000-1042 CASH IN TEXAS CL	739,073.04	1,502.16	65,000.00CR	675,575.20	705,895.69
FUND 44 TOTAL	767,071.28	67,062.76	142,811.76CR	691,322.28	723,078.70
ROAD & BRIDGE LATERAL RD					
45 -000-1030 CASH IN BANK	20,897.43	0.00	0.00	20,897.43	20,897.43
45 -000-1042 CASH IN TEXAS CL	0.00	0.00	0.00	0.00	0.00
FUND 45 TOTAL	20,897.43	0.00	0.00	20,897.43	20,897.43
PCT#1 EQUIPMENT REPLACMNT					
50 -000-1030 CASH IN BANK	2.19	0.00	0.00	2.19	2.19
50 -000-1040 CASH IN TEX POOL	0.00	0.00	0.00	0.00	0.00
50 -000-1042 CASH IN TEXAS CL	20,061.57	42.73	0.00	20,104.30	20,062.95
FUND 50 TOTAL	20,063.76	42.73	0.00	20,106.49	20,065.14
PCT#2 EQUIPMENT REPLACMNT					
51 -000-1030 CASH IN BANK	96.74	0.00	0.15CR	96.59	96.74
51 -000-1040 CASH IN TEX POOL	0.00	0.00	0.00	0.00	0.00
51 -000-1042 CASH IN TEXAS CL	27,322.91	58.19	0.00	27,381.10	27,324.79
FUND 51 TOTAL	27,419.65	58.19	0.15CR	27,477.69	27,421.53

	BEGINNING BALANCE	TOTAL DEBITS	TOTAL CREDITS	ENDING BALANCE	AVERAGE DAILY BALANCE
PCT#3 EQUIPMENT REPLACMNT					
52 -000-1030 CASH IN BANK	8.94	0.00	0.01CR	8.93	8.94
52 -000-1040 CASH IN TEX POOL	0.00	0.00	0.00	0.00	0.00
52 -000-1042 CASH IN TEXAS CL	3,094.12	6.59	0.00	3,100.71	3,094.33
FUND 52 TOTAL	<u>3,103.06</u>	<u>6.59</u>	<u>0.01CR</u>	<u>3,109.64</u>	<u>3,103.27</u>
PCT#4 EQUIPMENT REPLACMNT					
53 -000-1030 CASH IN BANK	823.83	0.00	1.28CR	822.55	823.79
53 -000-1040 CASH IN TEX POOL	0.00	0.00	0.00	0.00	0.00
53 -000-1042 CASH IN TEXAS CL	119,210.50	253.81	0.00	119,464.31	119,218.69
FUND 53 TOTAL	<u>120,034.33</u>	<u>253.81</u>	<u>1.28CR</u>	<u>120,286.86</u>	<u>120,042.48</u>
ABANDONED MOTOR VEHICLE					
57 -000-1030 CASH IN BANK	1,863.80	879.00	275.61CR	2,467.19	2,045.71
57 -000-1040 CASH IN TEXPOOL	0.00	0.00	0.00	0.00	0.00
57 -000-1042 CASH IN TEXAS CL	0.00	0.00	0.00	0.00	0.00
57 -000-1055 CASH IN BANK - A	1,830.96	0.00	0.00	1,830.96	1,830.96
FUND 57 TOTAL	<u>3,694.76</u>	<u>879.00</u>	<u>275.61CR</u>	<u>4,298.15</u>	<u>3,876.67</u>
COASTAL PROTECTION					
72 -000-1030 CASH IN BANK	488.68	0.00	0.76CR	487.92	488.66
72 -000-1042 CASH IN TEXAS CL	266,638.32	567.74	0.00	267,206.06	266,656.63
FUND 72 TOTAL	<u>267,127.00</u>	<u>567.74</u>	<u>0.76CR</u>	<u>267,693.98</u>	<u>267,145.29</u>
AIRPORT					
80 -000-1030 CASH IN BANK	49.21	19,147.50	18,795.91CR	400.80	583.86
80 -000-1032 CLEARING	0.00	0.00	0.00	0.00	0.00
80 -000-1040 CASH IN TEXPOOL	0.00	0.00	0.00	0.00	0.00
80 -000-1042 CASH IN TEXAS CL	50,454.97	6,092.64	12,750.00CR	43,797.61	43,732.15
FUND 80 TOTAL	<u>50,504.18</u>	<u>25,240.14</u>	<u>31,545.91CR</u>	<u>44,198.41</u>	<u>44,316.01</u>
JAIL COMMISSARY					
81 -000-1030 CASH IN BANK	2,645.64	0.00	879.93CR	1,765.71	2,045.95
81 -000-1040 CASH IN TEXPOOL	0.00	0.00	0.00	0.00	0.00
81 -000-1042 CASH IN TEXAS CL	0.00	0.00	0.00	0.00	0.00
FUND 81 TOTAL	<u>2,645.64</u>	<u>0.00</u>	<u>879.93CR</u>	<u>1,765.71</u>	<u>2,045.95</u>

		BEGINNING	TOTAL	TOTAL	ENDING	AVERAGE
		BALANCE	DEBITS	CREDITS	BALANCE	DAILY
						BALANCE
STATE FEES						
88 -000-1030	CASH IN BANK	50,494.80	17,360.11	10,020.10CR	57,834.81	55,719.69
88 -000-1042	CASH IN TEXAS CL	0.00	0.00	0.00	0.00	0.00
FUND 88	TOTAL	50,494.80	17,360.11	10,020.10CR	57,834.81	55,719.69
TRUST INVESTMENT						
89 -000-1020	CASH- WILBREEZE	0.00	0.00	0.00	0.00	0.00
89 -000-1030	CASH IN BANK	0.00	911.75	911.75CR	0.00	29.41
89 -000-1040	CASH IN TEXPOOL	37,941.00	73.77	0.00	38,014.77	37,943.38
89 -000-1042	CASH IN TEXAS CL	209,028.14	1,358.39	0.00	210,386.53	209,807.24
89 -000-1060	CASH IN BANK - M	0.00	0.00	0.00	0.00	0.00
FUND 89	TOTAL	246,969.14	2,343.91	911.75CR	248,401.30	247,780.03
DISTRICT CLERK RESRV ACCT						
90 -000-1030	CASH IN BANK	151,039.21	18.00	0.00	151,057.21	151,047.92
90 -000-1035	CASH IN BANK - N	0.00	0.00	0.00	0.00	0.00
90 -000-1040	CASH IN TEXPOOL	0.00	0.00	0.00	0.00	0.00
90 -000-1042	CASH IN TEXAS CL	0.00	0.00	0.00	0.00	0.00
FUND 90	TOTAL	151,039.21	18.00	0.00	151,057.21	151,047.92
FLOOD CONTROL - JC DRAIN						
92 -000-1030	CASH IN BANK	46,153.45	142,267.42	78,273.22CR	110,147.65	53,332.23
92 -000-1040	CASH IN TEXPOOL	0.00	0.00	0.00	0.00	0.00
92 -000-1042	CASH IN TEXAS CL	0.00	0.00	0.00	0.00	0.00
FUND 92	TOTAL	46,153.45	142,267.42	78,273.22CR	110,147.65	53,332.23
REPORT TOTALS		6,404,612.75	2,035,011.08	1,893,965.22CR	6,545,658.61	6,356,825.55
		=====	=====	=====	=====	=====

Pledge Security Listing

December 31, 2018

EL CAMPO, TX

ID	CUSIP	Description	Safekeeping Location	Safekeeping Receipt	Coupon	Maturity Date	Call Date	Moody	S&P	Fitch	ASC 320	Face Amount	Current Par	Current Book Value	Market Value	Gain(Loss)
JACKSON COUNTY																
863	31335HQ30	FHLMC C90474	FHLB	xxx	7.00	08/01/2021		AAA	AA+	AAA	HTM	1,000,000	2,534.49	2,534.60	2,559.83	25.24
2047	3128MBNA1	FHLMC G12885	FHLB	x	5.00	06/01/2021		AAA	AA+	AAA	HTM	8,737,000	100,977.44	100,977.49	102,288.45	1,310.96
2412	3128MBTJ6	FHLMC G13053	FHLB	x	4.50	04/01/2023		AAA	AA+	AAA	HTM	13,200,000	272,343.85	272,343.88	278,877.90	6,534.02
2493	31417ADJ5	FNMA AB3704	FHLB	x	3.00	10/01/2021		AAA	AA+	AAA	HTM	8,535,819	637,941.08	640,010.31	637,298.43	(2,711.88)
2516	3138AXXQ9	FNMA AJ6086	FHLB	x	3.00	12/01/2026		AAA	AA+	AAA	HTM	4,400,000	1,057,933.18	1,064,563.26	1,058,170.94	(6,392.31)
3546	31410LKN1	FNMA 890501	FHLB		2.00	11/01/2027		AAA	AA+	AAA	HTM	11,250,000	4,688,518.16	4,730,777.09	4,538,493.22	(192,283.87)
3615	31307BFM7	FHLMC J22872	FHLB		2.00	03/01/2028		AAA	AA+	AAA	HTM	9,000,000	3,885,569.73	3,898,542.32	3,762,481.60	(136,060.71)
Total for JACKSON COUNTY												56,122,819	10,645,817.93	10,709,748.95	10,380,170.37	(329,578.55)

Although the information in this report has been obtained from sources believed to be reliable, its accuracy cannot be guaranteed.

<u>INVESTMENTS</u>			11/30/2018				12/31/2018
TexPool							
FUND	NAME	ACC'T #	BALANCE	INTEREST	DEPOSIT	WITHDRAW	BALANCE
41	Road & Bridge Precinct #1	1100	15,469.28	30.07			15,499.35
42	Road & Bridge Precinct #2	1200	15,713.10	30.53			15,743.63
43	Road & Bridge Precinct #3	1300	24,698.73	48.00			24,746.73
44	Road & Bridge Precinct #4	1400	15,003.87	29.15			15,033.02
10	General	1500	253,765.02	492.97			254,257.99
28	Library - Memorial Fund	2800	6,800.42	13.21			6,813.63
89	Rojas Seizure	7210	11,233.47	21.82			11,255.29
89	Cuellar Seizure	7326	9,794.54	19.04			9,813.58
89	Binning Heirs Trust Cause #4563	7406	2,288.70	4.47			2,293.17
89	Cordele Church & Cemetery	7502	5,828.88	11.34			5,840.22
89	Callis Receivership	7504	8,795.41	17.10			8,812.51
TOTAL IN TEXPOOL			369,391.42	717.70	0.00	0.00	370,109.12
Standard & Poor Global rating			AAAm				AAAm
AVERAGE INTEREST RATE			2.2030%				2.2872%

Texas CLASS							
FUND	NAME	ACC'T #	BALANCE	INTEREST	DEPOSIT	WITHDRAW	BALANCE
10	General	0001	1,511,224.53	3,184.18	788,197.69	500,000.00	1,802,606.40
12	Permanent Improvement	0012	894,213.98	1,903.96			896,117.94
15	Commissary Telephone	0015	31,800.00	65.90		2,165.90	29,700.00
17	District Attorney Hot Check	0017	6,000.00	12.76		12.76	6,000.00
19	Forfeiture - District Attorney	0019	244,291.34	518.89		1,500.00	243,310.23
21	Forfeiture - Sheriff	0021	53,297.28	113.31		200.00	53,210.59
23	Technology	0023	4,500.00	7.83		2,107.83	2,400.00
25	Juvenile Probation Grants	0025	42,629.41	93.86	4,000.00		46,723.27
26	Law Library	0026	7,000.00	14.88		14.88	7,000.00
27	LEOSE	0027	3,900.00	8.29		8.29	3,900.00
28	Library - Memorial Fund	0028	51,375.80	109.38			51,485.18
29	Records Management - County Clerk	0029	90,668.20	196.13	4,000.00		94,864.33
30	Records Management - County	0030	5,953.09	13.46	1,000.00		6,966.55
31	Records Management - District Clerk	0031	11,100.00	23.63		23.63	11,100.00
32	Security	0032	7,800.00	15.17		1,715.17	6,100.00
35	Child Welfare	0035	7,964.81	16.97			7,981.78
36	Historical Commission	0036	33,793.85	71.92			33,865.77
39	Bridge Replacement	0039	134,424.60	286.22			134,710.82
41	Road & Bridge Precinct #1	0041	497,150.29	1,002.26		55,000.00	443,152.55
42	Road & Bridge Precinct #2	0042	546,346.32	1,118.62		37,000.00	510,464.94
43	Road & Bridge Precinct #3	0043	409,452.89	832.25		35,000.00	375,285.14

<u>INVESTMENTS</u>			11/30/2018				12/31/2018
TexPool							
FUND	NAME	ACC'T #	BALANCE	INTEREST	DEPOSIT	WITHDRAW	BALANCE
44	Road & Bridge Precinct #4	0044	739,073.04	1,502.16		65,000.00	675,575.20
50	Road & Bridge Precinct #1 Equipment Replacement	0050	20,061.57	42.73			20,104.30
51	Road & Bridge Precinct #2 Equipment Replacement	0051	27,322.91	58.19			27,381.10
52	Road & Bridge Precinct #3 Equipment Replacement	0052	3,094.12	6.59			3,100.71
53	Road & Bridge Precinct #4 Equipment Replacement	0053	119,210.50	253.81			119,464.31
72	Coastal Impact Assistance	0072	266,638.32	567.74			267,206.06
80	Airport	0080	50,454.97	92.64	6,000.00	12,750.00	43,797.61
89	S. McGinnis DA Seizure	0189	3,512.45	7.49			3,519.94
89	Elizondo DPS Seizure	0289	205,515.69	437.60			205,953.29
89	Gardner SO Seizure	0389	0.00	1.55	911.75		913.30
TOTAL IN TEXAS CLASS			6,029,769.96	12,580.37	804,109.44	712,498.46	6,133,961.31
Standard & Poor Global rating			AAAm				AAAm
AVERAGE INTEREST RATE			2.4200%				2.5000%
10	Transfer Station Certificate of Deposit	Prosperity	18,057.57	33.77			18,091.34
	INTEREST RATE		0.7500%				0.7500%
10	Depository Money Market	Prosperity	75,479.80	48.08			75,527.88
	AVERAGE INTEREST RATE		0.7500%				0.7500%
	Depository Bank Account Interest	Prosperity		58.04			
	Cafeteria (Flexible Spending) Account	Prosperity	8,752.89			4,695.27	4,057.62

This report is presented in accordance with provisions of Texas Government Code §2256.023, the Public Funds Investment Act. The investments held in the Jackson County portfolio comply with the Public Funds Investment Act and the County's investment policy and strategies.

This report is true and correct to the best of my knowledge and belief according to the records of this office.



Mary Horton, CCT, CIO