




**MINUTES OF COUNTY FINANCES
TREASURER'S REPORT**

IN THE MATTER OF COUNTY FINANCES
IN THE HANDS OF
MARY HORTON, TREASURER
OF JACKSON COUNTY, TEXAS

COMMISSIONERS' COURT
JACKSON COUNTY, TEXAS
IN REGULAR SESSION
NOVEMBER TERM 2017

IN ACCORDANCE with Section 114.026, Local Government Code, we, the undersigned, constituting the entire Commissioners' Court of said County, certify that on the 28th day of November 2017, at the Regular term of Court, we compared and examined the monthly report of Mary Horton, Treasurer of Jackson County, Texas, for October 2017, and finding the same correct, entered an order in the Minutes approving said report, which states total cash and other assets on hand as: \$5,539,866.99.




Dennis Simons, County Judge



Wayne Hunt, Commissioner Pct. #1



Wayne Bubela, Commissioner Pct. #2




Johnny E. Belicek, Commissioner Pct. #3




Dennis Karl, Commissioner Pct. #4

SWORN TO AND SUBSCRIBED BEFORE ME, by Dennis Simons, County Judge, and County Commissioners of said Jackson County, each respectively, on this the 28th day of November A.D., 2017.



Attest: Barbara Earl, County Clerk

FILED FOR RECORD THIS the 28th day of November A.D., 2017, and recorded on the 28th day of November A.D., 2017.



Barbara Earl, County Clerk and
Ex-Officio Clerk of the Commissioners'
Court in and for Jackson County, Texas

By: _____
Deputy

		BEGINNING	TOTAL	TOTAL	ENDING	AVERAGE
		BALANCE	DEBITS	CREDITS	BALANCE	DAILY
						BALANCE
GENERAL						
10 -000-1020	CHANGE FUND/PETT	1,411.00	0.00	0.00	1,411.00	1,411.00
10 -000-1030	CASH IN BANK	83,552.81	2,542,602.38	2,568,628.02CR	57,527.17	260,013.17CR
10 -000-1034	CASH IN BANK -	9,056.11	10,922.83	8,616.11CR	11,362.83	5,073.36
10 -000-1040	CASH IN TEX POOL	248,995.75	218.20	0.00	249,213.95	249,002.79
10 -000-1042	CASH IN TEXAS CL	3,153,008.51	3,113.62	2,225,000.00CR	931,122.13	3,009,560.56
10 -000-1045	CASH IN T BILLS	0.00	0.00	0.00	0.00	0.00
10 -000-1046	CASH IN C.D.'S	17,936.16	0.00	0.00	17,936.16	17,936.16
10 -000-1051	CASH IN ESCROW-L	1,450.02	0.00	5.00CR	1,445.02	1,447.76
10 -000-1060	CASH IN MONEY MA	43,057.40	14.63	0.00	43,072.03	43,057.87
FUND 10 TOTAL		3,558,467.76	2,556,871.66	4,802,249.13CR	1,313,090.29	3,067,476.33
PERMANENT IMPROVEMENT						
12 -000-1030	CASH IN BANK	122.23	27,358.44	0.00	27,480.67	15,739.44
12 -000-1040	CASH IN TEX POOL	0.00	0.00	0.00	0.00	0.00
12 -000-1042	CASH IN TEXAS CL	950,207.60	1,024.13	0.00	951,231.73	950,240.64
FUND 12 TOTAL		950,329.83	28,382.57	0.00	978,712.40	965,980.08
COMMISSARY TELEPHONE						
15 -000-1030	CASH IN BANK	29,427.33	2,575.98	299.84CR	31,703.47	30,640.80
15 -000-1040	CASH IN TEXPOOL	0.00	0.00	0.00	0.00	0.00
15 -000-1042	CASH IN TEXAS CL	0.00	0.00	0.00	0.00	0.00
FUND 15 TOTAL		29,427.33	2,575.98	299.84CR	31,703.47	30,640.80
DISTRICT ATTORNEY-HOT CHK						
17 -000-1030	CASH IN BANK	6,476.49	0.00	0.00	6,476.49	6,476.49
17 -000-1040	CASH IN TEX POOL	0.00	0.00	0.00	0.00	0.00
17 -000-1042	CASH IN TEXAS CL	0.00	0.00	0.00	0.00	0.00
FUND 17 TOTAL		6,476.49	0.00	0.00	6,476.49	6,476.49
ELECTIONS ADMINISTRATION						
18 -000-1030	CASH IN BANK	1,630.75	0.00	0.00	1,630.75	1,630.75
18 -000-1042	CASH IN TEXAS CL	0.00	0.00	0.00	0.00	0.00
FUND 18 TOTAL		1,630.75	0.00	0.00	1,630.75	1,630.75
FORFEITURE-DIST ATTORNEY						
19 -000-1030	CASH IN BANK	20,296.72	7,633.09	26,452.48CR	1,477.33	19,615.23

		BEGINNING BALANCE	TOTAL DEBITS	TOTAL CREDITS	ENDING BALANCE	AVERAGE DAILY BALANCE
19 -000-1040	CASH IN TEXPOOL	0.00	0.00	0.00	0.00	0.00
19 -000-1042	CASH IN TEXAS CL	231,153.81	25,250.92	0.00	256,404.73	232,774.81
	FUND 19 TOTAL	251,450.53	32,884.01	26,452.48CR	257,882.06	252,390.04
FORFEITURE-SHERIFF						
21 -000-1030	CASH IN BANK	48,216.76	7,638.40	50,201.63CR	5,653.53	46,403.54
21 -000-1040	CASH IN TEXPOOL	0.00	0.00	0.00	0.00	0.00
21 -000-1042	CASH IN TEXAS CL	0.00	50,003.54	0.00	50,003.54	3,225.92
	FUND 21 TOTAL	48,216.76	57,641.94	50,201.63CR	55,657.07	49,629.46
TECHNOLOGY FUND						
23 -000-1030	CASH IN BANK	3,874.27	615.28	0.00	4,489.55	4,075.90
23 -000-1040	CASH IN TEXPOOL	0.00	0.00	0.00	0.00	0.00
23 -000-1042	CASH IN TEXAS CL	0.00	0.00	0.00	0.00	0.00
	FUND 23 TOTAL	3,874.27	615.28	0.00	4,489.55	4,075.90
JUV PROB DISCRETIONARY						
24 -000-1030	CASH IN BANK	200.04	40.00	0.00	240.04	206.49
24 -000-1042	CASH IN TEXAS CL	0.00	0.00	0.00	0.00	0.00
	FUND 24 TOTAL	200.04	40.00	0.00	240.04	206.49
JUVENILE PROBATION GRANTS						
25 -000-1030	CASH IN BANK	23,264.80	20,957.62	21,098.27CR	23,124.15	17,667.34
25 -000-1040	CASH IN TEXPOOL	0.00	0.00	0.00	0.00	0.00
25 -000-1042	CASH IN TEXAS CL	0.00	0.00	0.00	0.00	0.00
	FUND 25 TOTAL	23,264.80	20,957.62	21,098.27CR	23,124.15	17,667.34
LAW LIBRARY						
26 -000-1030	CASH IN BANK	4,833.68	735.00	0.00	5,568.68	5,008.68
26 -000-1042	CASH IN TEXAS CL	0.00	0.00	0.00	0.00	0.00
	FUND 26 TOTAL	4,833.68	735.00	0.00	5,568.68	5,008.68
LEOSE-LAW ENF OFFICERS ED						
27 -000-1030	CASH IN BANK	3,424.09	0.00	0.00	3,424.09	3,424.09

		BEGINNING BALANCE	TOTAL DEBITS	TOTAL CREDITS	ENDING BALANCE	AVERAGE DAILY BALANCE
27 -000-1042	CASH IN TEXAS CL	0.00	0.00	0.00	0.00	0.00
	FUND 27 TOTAL	<u>3,424.09</u>	<u>0.00</u>	<u>0.00</u>	<u>3,424.09</u>	<u>3,424.09</u>
LIBRARY-MEMORIAL FUND						
28 -000-1030	CASH IN BANK	7,553.95	143.65	102.52CR	7,595.08	7,562.19
28 -000-1040	CASH IN TEXPOOL	0.00	0.00	0.00	0.00	0.00
28 -000-1042	CASH IN TEXAS CL	50,250.78	54.17	0.00	50,304.95	50,252.53
	FUND 28 TOTAL	<u>57,804.73</u>	<u>197.82</u>	<u>102.52CR</u>	<u>57,900.03</u>	<u>57,814.72</u>
RECORDS MGT- COUNTY CLERK						
29 -000-1030	CASH IN BANK	21,739.41	6,250.00	2,798.14CR	25,191.27	22,949.09
29 -000-1040	CASH IN TEXPOOL	0.00	0.00	0.00	0.00	0.00
29 -000-1042	CASH IN TEXAS CL	50,000.00	53.88	53.88CR	50,000.00	50,000.00
	FUND 29 TOTAL	<u>71,739.41</u>	<u>6,303.88</u>	<u>2,852.02CR</u>	<u>75,191.27</u>	<u>72,949.09</u>
RECORDS MGT - COUNTY						
30 -000-1030	CASH IN BANK	7,149.05	826.91	35.10CR	7,940.86	7,248.94
30 -000-1040	CASH IN TEXPOOL	0.00	0.00	0.00	0.00	0.00
30 -000-1042	CASH IN TEXAS CL	0.00	0.00	0.00	0.00	0.00
	FUND 30 TOTAL	<u>7,149.05</u>	<u>826.91</u>	<u>35.10CR</u>	<u>7,940.86</u>	<u>7,248.94</u>
RECORDS MGT - DIST CLERK						
31 -000-1030	CASH IN BANK	9,571.37	982.50	0.00	10,553.87	9,716.21
31 -000-1040	CASH IN TEXPOOL	0.00	0.00	0.00	0.00	0.00
31 -000-1042	CASH IN TEXAS CL	0.00	0.00	0.00	0.00	0.00
	FUND 31 TOTAL	<u>9,571.37</u>	<u>982.50</u>	<u>0.00</u>	<u>10,553.87</u>	<u>9,716.21</u>
SECURITY FUND						
32 -000-1030	CASH IN BANK	5,569.70	1,225.50	1,423.52CR	5,371.68	5,497.58
32 -000-1040	CASH IN TEXPOOL	0.00	0.00	0.00	0.00	0.00
32 -000-1042	CASH IN TEXAS CL	50,000.00	53.88	53.88CR	50,000.00	50,000.00
	FUND 32 TOTAL	<u>55,569.70</u>	<u>1,279.38</u>	<u>1,477.40CR</u>	<u>55,371.68</u>	<u>55,497.58</u>
CHILD ABUSE PREVENTION						
34 -000-1030	CASH IN BANK	485.50	60.00	0.00	545.50	497.11

		BEGINNING BALANCE	TOTAL DEBITS	TOTAL CREDITS	ENDING BALANCE	AVERAGE DAILY BALANCE
34 -000-1042	CASH IN TEXAS CL	0.00	0.00	0.00	0.00	0.00
	FUND 34 TOTAL	485.50	60.00	0.00	545.50	497.11
CHILD WELFARE						
35 -000-1030	CASH IN BANK	8,934.76	1.96	0.00	8,936.72	8,934.82
35 -000-1040	CASH IN TEXPOOL	0.00	0.00	0.00	0.00	0.00
35 -000-1042	CASH IN TEXAS CL	0.00	0.00	0.00	0.00	0.00
	FUND 35 TOTAL	8,934.76	1.96	0.00	8,936.72	8,934.82
HISTORICAL COMMISSION						
36 -000-1030	CASH IN BANK	2,228.50	872.52	0.00	3,101.02	2,397.29
36 -000-1040	CASH IN TEX POOL	0.00	0.00	0.00	0.00	0.00
36 -000-1042	CASH IN TEXAS CL	30,150.48	32.49	0.00	30,182.97	30,151.53
	FUND 36 TOTAL	32,378.98	905.01	0.00	33,283.99	32,548.82
MEDIATION FUND						
37 -000-1030	CASH IN BANK	1,450.00	0.00	0.00	1,450.00	1,450.00
37 -000-1042	CASH IN TEXAS CL	0.00	0.00	0.00	0.00	0.00
	FUND 37 TOTAL	1,450.00	0.00	0.00	1,450.00	1,450.00
BRIDGE REPLACEMENT						
39 -000-1030	CASH IN BANK	105,525.00	50,000.00	155,000.00CR	525.00	105,202.42
39 -000-1042	CASH IN TEXAS CL	0.00	155,027.34	0.00	155,027.34	10,000.88
	FUND 39 TOTAL	105,525.00	205,027.34	155,000.00CR	155,552.34	115,203.30
HIGHWAY						
40 -000-1030	CASH IN BANK	15,815.36CR	55,827.21	458,079.00CR	418,067.15CR	80,326.72CR
40 -000-1042	CASH IN TEXAS CL	0.00	0.00	0.00	0.00	0.00
	FUND 40 TOTAL	15,815.36CR	55,827.21	458,079.00CR	418,067.15CR	80,326.72CR
ROAD & BRIDGE GEN NO. 1						
41 -000-1030	CASH IN BANK	639.88CR	509,522.87	508,525.64CR	357.35	54,233.94
41 -000-1040	CASH IN TEX POOL	15,178.35	13.33	0.00	15,191.68	15,178.78
41 -000-1042	CASH IN TEXAS CL	11,432.01	475,096.12	0.00	486,528.13	42,080.27
	FUND 41 TOTAL	25,970.48	984,632.32	508,525.64CR	502,077.16	111,492.99

		BEGINNING	TOTAL	TOTAL	ENDING	AVERAGE
		BALANCE	DEBITS	CREDITS	BALANCE	DAILY
						BALANCE
ROAD & BRIDGE GEN NO. 2						
42 -000-1030	CASH IN BANK	699.13CR	578,658.48	575,517.05CR	2,442.30	83,132.38
42 -000-1040	CASH IN TEXPOOL	15,417.83	13.50	0.00	15,431.33	15,418.27
42 -000-1042	CASH IN TEXAS CL	46,697.12	545,146.49	0.00	591,843.61	81,863.14
FUND 42	TOTAL	61,415.82	1,123,818.47	575,517.05CR	609,717.24	180,413.79
ROAD & BRIDGE GEN NO. 3						
43 -000-1030	CASH IN BANK	384.17CR	434,551.27	433,441.54CR	725.56	48,768.94
43 -000-1040	CASH IN TEX POOL	24,234.61	21.24	0.00	24,255.85	24,235.30
43 -000-1042	CASH IN TEXAS CL	34,448.40	410,109.44	0.00	444,557.84	60,903.54
FUND 43	TOTAL	58,298.84	844,681.95	433,441.54CR	469,539.25	133,907.78
ROAD & BRIDGE GEN NO. 4						
44 -000-1030	CASH IN BANK	607.44CR	719,992.56	717,314.91CR	2,070.21	69,341.90
44 -000-1040	CASH IN TEX POOL	14,721.84	12.90	0.00	14,734.74	14,722.26
44 -000-1042	CASH IN TEXAS CL	113,203.64	660,168.75	0.00	773,372.39	155,789.73
FUND 44	TOTAL	127,318.04	1,380,174.21	717,314.91CR	790,177.34	239,853.89
ROAD & BRIDGE LATERAL RD						
45 -000-1030	CASH IN BANK	0.00	20,937.52	0.00	20,937.52	12,832.67
45 -000-1042	CASH IN TEXAS CL	0.00	0.00	0.00	0.00	0.00
FUND 45	TOTAL	0.00	20,937.52	0.00	20,937.52	12,832.67
PCT#1 EQUIPMENT REPLACMNT						
50 -000-1030	CASH IN BANK	1,915.42	20,000.98	20,000.00CR	1,916.40	4,496.10
50 -000-1040	CASH IN TEX POOL	0.00	0.00	0.00	0.00	0.00
50 -000-1042	CASH IN TEXAS CL	0.00	20,001.41	0.00	20,001.41	1,290.37
FUND 50	TOTAL	1,915.42	40,002.39	20,000.00CR	21,917.81	5,786.47
PCT#2 EQUIPMENT REPLACMNT						
51 -000-1030	CASH IN BANK	29,802.73	20,006.68	49,000.00CR	809.41	30,512.62
51 -000-1040	CASH IN TEX POOL	0.00	0.00	0.00	0.00	0.00
51 -000-1042	CASH IN TEXAS CL	0.00	49,003.47	0.00	49,003.47	3,161.40
FUND 51	TOTAL	29,802.73	69,010.15	49,000.00CR	49,812.88	33,674.02

		BEGINNING	TOTAL	TOTAL	ENDING	AVERAGE
		BALANCE	DEBITS	CREDITS	BALANCE	DAILY
						BALANCE
PCT#3 EQUIPMENT REPLACMNT						
52 -000-1030	CASH IN BANK	30,261.43	40,003.80	70,000.00CR	265.23	17,358.33
52 -000-1040	CASH IN TEX POOL	0.00	0.00	0.00	0.00	0.00
52 -000-1042	CASH IN TEXAS CL	0.00	50,002.83	20,000.00CR	30,002.83	2,580.74
	FUND 52 TOTAL	30,261.43	90,006.63	90,000.00CR	30,268.06	19,939.07
PCT#4 EQUIPMENT REPLACMNT						
53 -000-1030	CASH IN BANK	5,337.45	20,001.66	25,000.00CR	339.11	7,595.57
53 -000-1040	CASH IN TEX POOL	0.00	0.00	0.00	0.00	0.00
53 -000-1042	CASH IN TEXAS CL	75,376.28	25,085.62	0.00	100,461.90	76,991.95
	FUND 53 TOTAL	80,713.73	45,087.28	25,000.00CR	100,801.01	84,587.52
CONSTRUCTION GRANTS						
55 -000-1030	CASH IN BANK	0.00	0.00	0.00	0.00	0.00
55 -000-1042	CASH IN TEXAS CL	0.00	0.00	0.00	0.00	0.00
55 -000-1050	CASH-COMMUNITY A	0.00	0.00	0.00	0.00	0.00
	FUND 55 TOTAL	0.00	0.00	0.00	0.00	0.00
MAURITZ CAMP FUND						
56 -000-1030	CASH IN BANK	0.00	0.00	0.00	0.00	0.00
56 -000-1040	CASH IN TEXPOOL	0.00	0.00	0.00	0.00	0.00
56 -000-1042	CASH IN TEXAS CL	0.00	0.00	0.00	0.00	0.00
	FUND 56 TOTAL	0.00	0.00	0.00	0.00	0.00
ABANDONED MOTOR VEHICLE						
57 -000-1030	CASH IN BANK	3,758.18	0.00	301.69CR	3,456.49	3,544.08
57 -000-1040	CASH IN TEXPOOL	0.00	0.00	0.00	0.00	0.00
57 -000-1042	CASH IN TEXAS CL	0.00	0.00	0.00	0.00	0.00
57 -000-1055	CASH IN BANK - A	2,445.76	0.00	0.00	2,445.76	2,445.76
	FUND 57 TOTAL	6,203.94	0.00	301.69CR	5,902.25	5,989.84
COASTAL IMPCT ASSISTANCE						
72 -000-1030	CASH IN BANK	659.16	0.00	0.00	659.16	659.16
72 -000-1042	CASH IN TEXAS CL	0.00	0.00	0.00	0.00	0.00
	FUND 72 TOTAL	659.16	0.00	0.00	659.16	659.16

		BEGINNING	TOTAL	TOTAL	ENDING	AVERAGE
		BALANCE	DEBITS	CREDITS	BALANCE	DAILY
						BALANCE
AIRPORT						
80 -000-1030	CASH IN BANK	4,014.40	8,237.87	0.00	12,252.27	6,262.62
80 -000-1032	CLEARING	0.00	0.00	0.00	0.00	0.00
80 -000-1040	CASH IN TEXPOOL	0.00	0.00	0.00	0.00	0.00
80 -000-1042	CASH IN TEXAS CL	0.00	0.00	0.00	0.00	0.00
	FUND 80 TOTAL	4,014.40	8,237.87	0.00	12,252.27	6,262.62
JAIL COMMISSARY						
81 -000-1030	CASH IN BANK	1,576.59	0.30	335.40CR	1,241.49	1,345.10
81 -000-1040	CASH IN TEXPOOL	0.00	0.00	0.00	0.00	0.00
81 -000-1042	CASH IN TEXAS CL	0.00	0.00	0.00	0.00	0.00
	FUND 81 TOTAL	1,576.59	0.30	335.40CR	1,241.49	1,345.10
STATE FEES						
88 -000-1030	CASH IN BANK	68,115.00	45,298.41	62,335.91CR	51,077.50	74,420.35
88 -000-1042	CASH IN TEXAS CL	0.00	0.00	0.00	0.00	0.00
	FUND 88 TOTAL	68,115.00	45,298.41	62,335.91CR	51,077.50	74,420.35
TRUST INVESTMENT						
89 -000-1020	CASH- WILBREEZE	0.00	0.00	0.00	0.00	0.00
89 -000-1030	CASH IN BANK	0.00	15,476.48	15,256.48CR	220.00	1,540.30
89 -000-1040	CASH IN TEXPOOL	53,191.15	42.56	15,476.48CR	37,757.23	48,699.35
89 -000-1042	CASH IN TEXAS CL	0.00	0.00	0.00	0.00	0.00
89 -000-1060	CASH IN BANK - M	3,205.42	1.09	0.00	3,206.51	3,205.46
	FUND 89 TOTAL	56,396.57	15,520.13	30,732.96CR	41,183.74	53,445.11
DISTRICT CLERK RESRV ACCT						
90 -000-1030	CASH IN BANK	147,209.19	14,434.97	0.00	161,644.16	148,451.53
90 -000-1040	CASH IN TEXPOOL	0.00	0.00	0.00	0.00	0.00
90 -000-1042	CASH IN TEXAS CL	0.00	0.00	0.00	0.00	0.00
	FUND 90 TOTAL	147,209.19	14,434.97	0.00	161,644.16	148,451.53
CNTYWIDE DRAINAGE DIST						
92 -000-1030	CASH IN BANK	0.00	2,573.39	2,573.39CR	0.00	1,494.23
92 -000-1040	CASH IN TEXPOOL	0.00	0.00	0.00	0.00	0.00
92 -000-1042	CASH IN TEXAS CL	0.00	0.00	0.00	0.00	0.00
	FUND 92 TOTAL	0.00	2,573.39	2,573.39CR	0.00	1,494.23
	REPORT TOTALS	5,916,260.81	7,656,532.06	8,032,925.88CR	5,539,866.99	5,800,696.46

Pledge Security Listing

October 31, 2017

EL CAMPO, TX

ID	CUSIP	Description	Safekeeping Location	Safekeeping Receipt	Coupon	Maturity Date	Call Date	Moody	S&P	Fitch	ASC 320	Face Amount	Current Par	Current Book Value	Market Value	Gain(Loss)
JACKSON COUNTY																
863	31335HQ30	FHLMC C90474	FHLB	xxx	7.00	08/01/2021		AAA	AA+	AAA	HTM	1,000,000	4,256.34	4,256.44	4,341.47	85.03
1115	31400EFU9	FNMA 685179	FHLB	xxx	5.00	03/01/2018		AAA	AA+	AAA	HTM	9,500,000	15,298.04	15,298.04	15,310.19	12.15
2047	3128MBNA1	FHLMC G12885	FHLB	x	5.00	06/01/2021		AAA	AA+	AAA	HTM	8,737,000	252,826.33	252,823.33	261,226.80	8,403.47
2412	3128MBTJ6	FHLMC G13053	FHLB	x	4.50	04/01/2023		AAA	AA+	AAA	HTM	13,200,000	428,636.74	429,141.26	448,291.19	19,149.93
2493	31417ADJ5	FNMA AB3704	FHLB	x	3.00	10/01/2021		AAA	AA+	AAA	HTM	8,535,819	1,159,350.73	1,165,301.78	1,175,288.73	9,986.95
2516	3138AXXQ9	FNMA AJ6086	FHLB	x	3.00	12/01/2026		AAA	AA+	AAA	HTM	4,400,000	1,323,153.88	1,333,105.46	1,360,020.25	26,914.79
3546	31410LKN1	FNMA 890501	FHLB		2.00	11/01/2027		AAA	AA+	AAA	HTM	11,250,000	5,843,068.65	5,905,167.82	5,748,045.75	(157,122.07)
3615	31307BFM7	FHLMC J22872	FHLB		2.00	03/01/2028		AAA	AA+	AAA	HTM	9,000,000	4,838,896.53	4,858,706.69	4,758,752.26	(99,954.43)
Total for JACKSON COUNTY												65,622,819	13,865,487.24	13,963,800.82	13,771,276.64	(192,524.18)

<u>INVESTMENTS</u>		09/30/2017					10/31/2017
TexPool		ACC'T #	BALANCE	INTEREST	DEPOSIT	WITHDRAW	BALANCE
FUND	NAME						
41	Road & Bridge Precinct #1	1100	15,178.35	13.33			15,191.68
42	Road & Bridge Precinct #2	1200	15,417.83	13.50			15,431.33
43	Road & Bridge Precinct #3	1300	24,234.61	21.24			24,255.85
44	Road & Bridge Precinct #4	1400	14,721.84	12.90			14,734.74
10	General	1500	248,995.75	218.20			249,213.95
89	Rojas Seizure	7210	11,022.27	9.61			11,031.88
89	Guerrero Seizure	7309	15,466.80	9.68		15,476.48	0.00
89	Cuellar Seizure	7326	9,610.52	8.37			9,618.89
89	Binning Heirs Trust Cause #4563	7406	2,245.74	1.86			2,247.60
89	Cordele Church & Cemetery	7502	6,215.56	5.55			6,221.11
89	Callis Receivership	7504	8,630.26	7.49			8,637.75
TOTAL IN TEXPOOL			371,739.53	321.73	0.00	15,476.48	356,584.78
AVERAGE INTEREST			1.0151%				1.0318%
Texas CLASS							
10	General	0001	3,153,008.51	3,005.86	107.76	2,225,000.00	931,122.13
12	Permanent Improvement	0012	950,207.60	1,024.13			951,231.73
19	Forfeiture - District Attorney	0019	231,153.81	250.92	25,000.00		256,404.73
21	Forfeiture - Sheriff	0021	0.00	3.54	50,000.00		50,003.54
28	Library - Memorial Fund	0028	50,250.78	54.17			50,304.95
29	Records Management - County Clerk	0029	50,000.00	53.88		53.88	50,000.00
32	Security	0032	50,000.00	53.88		53.88	50,000.00
36	Historical Commission	0036	30,150.48	32.49			30,182.97
39	Bridge Replacement	0039	0.00	27.34	155,000.00		155,027.34
41	Road & Bridge Precinct #1	0041	11,432.01	96.12	475,000.00		486,528.13
42	Road & Bridge Precinct #2	0042	46,697.12	146.49	545,000.00		591,843.61
43	Road & Bridge Precinct #3	0043	34,448.40	109.44	410,000.00		444,557.84
44	Road & Bridge Precinct #4	0044	113,203.64	168.75	660,000.00		773,372.39
50	Road & Bridge Precinct #1 Equipment Replacement	0050	0.00	1.41	20,000.00		20,001.41
51	Road & Bridge Precinct #2 Equipment Replacement	0051	0.00	3.47	49,000.00		49,003.47

<u>INVESTMENTS</u>			09/30/2017				10/31/2017	
TexPool								
FUND	NAME	ACC'T #	BALANCE	INTEREST	DEPOSIT	WITHDRAW	BALANCE	
52	Road & Bridge Precinct #3 Equipment Replacement	0052	0.00	2.83	50,000.00	20,000.00	30,002.83	
53	Road & Bridge Precinct #4 Equipment Replacement	0053	75,376.28	85.62	25,000.00		100,461.90	
TOTAL IN TEXAS CLASS			4,795,928.63	5,120.34	2,464,107.76	2,245,107.76	5,020,048.97	
AVERAGE INTEREST			1.2500%				1.2700%	
10	Transfer Station Certificate of Deposit	Prosperity	17,936.16				17,936.16	
	INTEREST RATE		0.6500%				0.6500%	
10	Depository Money Market	Prosperity	43,057.40	14.63			43,072.03	
	AVERAGE INTEREST		0.4000%				0.4000%	
89	DPS/SO Seizures Money Market	Prosperity	3,205.42	1.09			3,206.51	
	AVERAGE INTEREST		0.4000%				0.4000%	
	Depository Bank Account Interest	Prosperity		217.65				
	Cafeteria (Flexible Spending) Account	Prosperity	11,003.52			1,158.24	9,845.28	

This report is made in accordance with provisions of Texas Government Code §2256.023, the Public Funds Investment Act. The investments held in the Jackson County portfolio comply with the Public Funds Investment Act and the County's investment policy and strategies.

This report is true and correct to the best of my knowledge and belief according to the records of this office.



Mary Horton, CCT, CIO