




**MINUTES OF COUNTY FINANCES
TREASURER'S REPORT**

IN THE MATTER OF COUNTY FINANCES
IN THE HANDS OF
MARY HORTON, TREASURER
OF JACKSON COUNTY, TEXAS

COMMISSIONERS' COURT
JACKSON COUNTY, TEXAS
IN REGULAR SESSION
FEBRUARY TERM 2017

IN ACCORDANCE with Section 114.026, Local Government Code, we, the undersigned, constituting the entire Commissioners' Court of said County, certify that on the 13th day of February 2017, at the Regular term of Court, we compared and examined the monthly report of Mary Horton, Treasurer of Jackson County, Texas, for January 2017, and finding the same correct, entered an order in the Minutes approving said report, which states total cash and other assets on hand as: \$7,232,392.37.



Dennis Simons, County Judge



Wayne Hunt, Commissioner Pct. #1



Wayne Bubela, Commissioner Pct. #2





Johnny E. Belicek, Commissioner Pct. #3



Dennis Karl, Commissioner Pct. #4


SWORN TO AND SUBSCRIBED BEFORE ME, by Dennis Simons, County Judge, and County Commissioners of said Jackson County, each respectively, on this the 13th day of February A.D., 2017.





Attest: Barbara Earl, County Clerk

FILED FOR RECORD THIS the 13th day of February A.D., 2017, and recorded on the 13th day of February A.D., 2017.



Barbara Earl, County Clerk and
Ex-Officio Clerk of the Commissioners'
Court in and for Jackson County, Texas

By: _____
Deputy

		BEGINNING	TOTAL	TOTAL	ENDING	AVERAGE
		BALANCE	DEBITS	CREDITS	BALANCE	DAILY
						BALANCE
GENERAL						
10 -000-1020	CHANGE FUND/PETT	1,211.00	0.00	0.00	1,211.00	1,211.00
10 -000-1030	CASH IN BANK	23,321.81	714,990.13	727,573.64CR	10,738.30	29,868.14CR
10 -000-1034	CASH IN BANK -	5,868.51	4,796.86	5,513.51CR	5,151.86	2,221.14
10 -000-1040	CASH IN TEX POOL	247,535.07	113.21	0.00	247,648.28	247,538.72
10 -000-1042	CASH IN TEXAS CL	1,508,143.42	1,419,570.55	0.00	2,927,713.97	2,255,005.64
10 -000-1045	CASH IN T BILLS	0.00	0.00	0.00	0.00	0.00
10 -000-1046	CASH IN C.D.'S	17,862.27	0.00	0.00	17,862.27	17,862.27
10 -000-1051	CASH IN ESCROW-L	2,007.02	0.00	5.00CR	2,002.02	2,004.92
10 -000-1060	CASH IN MONEY MA	267,854.85	88.53	225,000.00CR	42,943.38	260,599.64
	FUND 10 TOTAL	2,073,803.95	2,139,559.28	958,092.15CR	3,255,271.08	2,756,575.19
PERMANENT IMPROVEMENT						
12 -000-1030	CASH IN BANK	983,721.29	262.16	100.00CR	983,883.45	983,726.52
12 -000-1040	CASH IN TEX POOL	0.00	0.00	0.00	0.00	0.00
	FUND 12 TOTAL	983,721.29	262.16	100.00CR	983,883.45	983,726.52
COMMISSARY TELEPHONE						
15 -000-1030	CASH IN BANK	47,634.38	2,967.47	288.31CR	50,313.54	48,316.59
15 -000-1040	CASH IN TEXPOOL	0.00	0.00	0.00	0.00	0.00
	FUND 15 TOTAL	47,634.38	2,967.47	288.31CR	50,313.54	48,316.59
DISTRICT ATTORNEY-HOT CHK						
17 -000-1030	CASH IN BANK	6,750.98	1,395.65	0.00	8,146.63	7,606.38
17 -000-1040	CASH IN TEX POOL	0.00	0.00	0.00	0.00	0.00
	FUND 17 TOTAL	6,750.98	1,395.65	0.00	8,146.63	7,606.38
ELECTIONS ADMINISTRATION						
18 -000-1030	CASH IN BANK	1,630.75	0.00	0.00	1,630.75	1,630.75
	FUND 18 TOTAL	1,630.75	0.00	0.00	1,630.75	1,630.75
FORFEITURE-DIST ATTORNEY						
19 -000-1030	CASH IN BANK	243,832.22	3,920.89	1,641.74CR	246,111.37	244,572.32
19 -000-1040	CASH IN TEXPOOL	0.00	0.00	0.00	0.00	0.00
	FUND 19 TOTAL	243,832.22	3,920.89	1,641.74CR	246,111.37	244,572.32

		BEGINNING	TOTAL	TOTAL	ENDING	AVERAGE
		BALANCE	DEBITS	CREDITS	BALANCE	DAILY
						BALANCE
FORFEITURE-SHERIFF						
21 -000-1030	CASH IN BANK	32,843.28	5.40	198.99CR	32,649.69	32,734.76
21 -000-1040	CASH IN TEXPOOL	0.00	0.00	0.00	0.00	0.00
FUND 21	TOTAL	32,843.28	5.40	198.99CR	32,649.69	32,734.76
TECHNOLOGY FUND						
23 -000-1030	CASH IN BANK	2,337.64	664.79	3,489.00CR	486.57CR	1,544.14
23 -000-1040	CASH IN TEXPOOL	0.00	0.00	0.00	0.00	0.00
FUND 23	TOTAL	2,337.64	664.79	3,489.00CR	486.57CR	1,544.14
JUV PROB DISCRETIONARY						
24 -000-1030	CASH IN BANK	977.04	55.00	0.00	1,032.04	985.91
FUND 24	TOTAL	977.04	55.00	0.00	1,032.04	985.91
JUVENILE PROBATION GRANTS						
25 -000-1030	CASH IN BANK	37,031.29	14,685.91	13,834.73CR	37,882.47	35,869.59
25 -000-1040	CASH IN TEXPOOL	0.00	0.00	0.00	0.00	0.00
FUND 25	TOTAL	37,031.29	14,685.91	13,834.73CR	37,882.47	35,869.59
LAW LIBRARY						
26 -000-1030	CASH IN BANK	1,219.93	490.00	413.91CR	1,296.02	1,242.02
FUND 26	TOTAL	1,219.93	490.00	413.91CR	1,296.02	1,242.02
LEOSE-LAW ENF OFFICERS ED						
27 -000-1030	CASH IN BANK	2,574.91	0.00	60.00CR	2,514.91	2,557.49
FUND 27	TOTAL	2,574.91	0.00	60.00CR	2,514.91	2,557.49
LIBRARY-MEMORIAL FUND						
28 -000-1030	CASH IN BANK	58,217.45	103.57	718.14CR	57,602.88	58,035.78
28 -000-1040	CASH IN TEXPOOL	0.00	0.00	0.00	0.00	0.00
FUND 28	TOTAL	58,217.45	103.57	718.14CR	57,602.88	58,035.78

		BEGINNING	TOTAL	TOTAL	ENDING	AVERAGE
		BALANCE	DEBITS	CREDITS	BALANCE	DAILY
						BALANCE
RECORDS MGT- COUNTY CLERK						
29 -000-1030	CASH IN BANK	56,486.23	6,020.00	16,861.57CR	45,644.66	45,720.56
29 -000-1040	CASH IN TEXPOOL	0.00	0.00	0.00	0.00	0.00
FUND 29	TOTAL	56,486.23	6,020.00	16,861.57CR	45,644.66	45,720.56
RECORDS MGT - COUNTY						
30 -000-1030	CASH IN BANK	8,774.52	700.44	0.00	9,474.96	8,850.65
30 -000-1040	CASH IN TEXPOOL	0.00	0.00	0.00	0.00	0.00
FUND 30	TOTAL	8,774.52	700.44	0.00	9,474.96	8,850.65
RECORDS MGT - DIST CLERK						
31 -000-1030	CASH IN BANK	7,572.71	270.00	0.00	7,842.71	7,642.39
31 -000-1040	CASH IN TEXPOOL	0.00	0.00	0.00	0.00	0.00
FUND 31	TOTAL	7,572.71	270.00	0.00	7,842.71	7,642.39
SECURITY FUND						
32 -000-1030	CASH IN BANK	55,312.81	1,033.79	602.11CR	55,744.49	55,324.59
32 -000-1040	CASH IN TEXPOOL	0.00	0.00	0.00	0.00	0.00
FUND 32	TOTAL	55,312.81	1,033.79	602.11CR	55,744.49	55,324.59
CHILD ABUSE PREVENTION						
34 -000-1030	CASH IN BANK	289.54CR	56.00	0.00	233.54CR	280.96CR
FUND 34	TOTAL	289.54CR	56.00	0.00	233.54CR	280.96CR
CHILD WELFARE						
35 -000-1030	CASH IN BANK	9,016.87	1.49	0.00	9,018.36	9,016.92
35 -000-1040	CASH IN TEXPOOL	0.00	0.00	0.00	0.00	0.00
FUND 35	TOTAL	9,016.87	1.49	0.00	9,018.36	9,016.92
HISTORICAL COMMISSION						
36 -000-1030	CASH IN BANK	33,564.55	5.53	0.00	33,570.08	33,564.73
36 -000-1040	CASH IN TEX POOL	0.00	0.00	0.00	0.00	0.00
FUND 36	TOTAL	33,564.55	5.53	0.00	33,570.08	33,564.73

		BEGINNING BALANCE	TOTAL DEBITS	TOTAL CREDITS	ENDING BALANCE	AVERAGE DAILY BALANCE
MEDIATION FUND						
37 -000-1030	CASH IN BANK	1,450.00	0.00	0.00	1,450.00	1,450.00
	FUND 37 TOTAL	1,450.00	0.00	0.00	1,450.00	1,450.00
BRIDGE REPLACEMENT						
39 -000-1030	CASH IN BANK	106,775.00	0.00	0.00	106,775.00	106,775.00
	FUND 39 TOTAL	106,775.00	0.00	0.00	106,775.00	106,775.00
HIGHWAY						
40 -000-1030	CASH IN BANK	440,533.45CR	72,312.83	8,190.69CR	376,411.31CR	417,353.44CR
	FUND 40 TOTAL	440,533.45CR	72,312.83	8,190.69CR	376,411.31CR	417,353.44CR
ROAD & BRIDGE GEN NO. 1						
41 -000-1030	CASH IN BANK	403,123.91	60.67	63,467.06CR	339,717.52	368,039.27
41 -000-1040	CASH IN TEX POOL	15,089.22	6.89	0.00	15,096.11	15,089.44
	FUND 41 TOTAL	418,213.13	67.56	63,467.06CR	354,813.63	383,128.71
ROAD & BRIDGE GEN NO. 2						
42 -000-1030	CASH IN BANK	478,204.19	7,882.63	44,036.55CR	442,050.27	457,960.50
42 -000-1040	CASH IN TEXPOOL	15,327.57	7.02	0.00	15,334.59	15,327.80
	FUND 42 TOTAL	493,531.76	7,889.65	44,036.55CR	457,384.86	473,288.30
ROAD & BRIDGE GEN NO. 3						
43 -000-1030	CASH IN BANK	365,431.61	56.00	43,276.62CR	322,210.99	339,748.55
43 -000-1040	CASH IN TEX POOL	24,092.26	10.98	0.00	24,103.24	24,092.61
	FUND 43 TOTAL	389,523.87	66.98	43,276.62CR	346,314.23	363,841.16
ROAD & BRIDGE GEN NO. 4						
44 -000-1030	CASH IN BANK	609,282.10	96.26	46,904.41CR	562,473.95	583,959.21
44 -000-1040	CASH IN TEX POOL	14,635.56	6.71	0.00	14,642.27	14,635.78
	FUND 44 TOTAL	623,917.66	102.97	46,904.41CR	577,116.22	598,594.99

	BEGINNING BALANCE	TOTAL DEBITS	TOTAL CREDITS	ENDING BALANCE	AVERAGE DAILY BALANCE
ROAD & BRIDGE LATERAL RD					
45 -000-1030 CASH IN BANK	20,937.52	0.00	0.00	20,937.52	20,937.52
FUND 45 TOTAL	20,937.52	0.00	0.00	20,937.52	20,937.52
PCT#1 EQUIPMENT REPLACMNT					
50 -000-1030 CASH IN BANK	26,207.11	4.32	0.00	26,211.43	26,207.25
50 -000-1040 CASH IN TEX POOL	0.00	0.00	0.00	0.00	0.00
FUND 50 TOTAL	26,207.11	4.32	0.00	26,211.43	26,207.25
PCT#2 EQUIPMENT REPLACMNT					
51 -000-1030 CASH IN BANK	124,414.25	20.51	0.00	124,434.76	124,414.91
51 -000-1040 CASH IN TEX POOL	0.00	0.00	0.00	0.00	0.00
FUND 51 TOTAL	124,414.25	20.51	0.00	124,434.76	124,414.91
PCT#3 EQUIPMENT REPLACMNT					
52 -000-1030 CASH IN BANK	30,201.06	4.98	0.00	30,206.04	30,201.22
52 -000-1040 CASH IN TEX POOL	0.00	0.00	0.00	0.00	0.00
FUND 52 TOTAL	30,201.06	4.98	0.00	30,206.04	30,201.22
PCT#4 EQUIPMENT REPLACMNT					
53 -000-1030 CASH IN BANK	78,736.36	12.98	0.00	78,749.34	78,736.78
53 -000-1040 CASH IN TEX POOL	0.00	0.00	0.00	0.00	0.00
FUND 53 TOTAL	78,736.36	12.98	0.00	78,749.34	78,736.78
CONSTRUCTION GRANTS					
55 -000-1030 CASH IN BANK	262.40CR	0.00	0.00	262.40CR	262.40CR
55 -000-1050 CASH-COMMUNITY A	0.00	0.00	0.00	0.00	0.00
FUND 55 TOTAL	262.40CR	0.00	0.00	262.40CR	262.40CR
MAURITZ CAMP FUND					
56 -000-1030 CASH IN BANK	0.00	0.00	0.00	0.00	0.00
56 -000-1040 CASH IN TEXPOOL	0.00	0.00	0.00	0.00	0.00
FUND 56 TOTAL	0.00	0.00	0.00	0.00	0.00

	BEGINNING BALANCE	TOTAL DEBITS	TOTAL CREDITS	ENDING BALANCE	AVERAGE DAILY BALANCE
ABANDONED MOTOR VEHICLE					
57 -000-1030 CASH IN BANK	4,384.30	879.00	405.96CR	4,857.34	4,338.30
57 -000-1040 CASH IN TEXPOOL	0.00	0.00	0.00	0.00	0.00
57 -000-1055 CASH IN BANK - A	4,025.37	0.00	0.00	4,025.37	4,025.37
FUND 57 TOTAL	8,409.67	879.00	405.96CR	8,882.71	8,363.67
COASTAL IMPCT ASSISTANCE					
72 -000-1030 CASH IN BANK	4,183.61	0.00	0.00	4,183.61	4,183.61
FUND 72 TOTAL	4,183.61	0.00	0.00	4,183.61	4,183.61
AIRPORT					
80 -000-1030 CASH IN BANK	2,130.62	675.38	200.00CR	2,606.00	2,308.86
80 -000-1032 CLEARING	0.00	0.00	0.00	0.00	0.00
80 -000-1040 CASH IN TEXPOOL	0.00	0.00	0.00	0.00	0.00
FUND 80 TOTAL	2,130.62	675.38	200.00CR	2,606.00	2,308.86
JAIL COMMISSARY					
81 -000-1030 CASH IN BANK	628.57	0.07	575.09CR	53.55	461.61
81 -000-1040 CASH IN TEXPOOL	0.00	0.00	0.00	0.00	0.00
FUND 81 TOTAL	628.57	0.07	575.09CR	53.55	461.61
STATE FEES					
88 -000-1030 CASH IN BANK	119,285.33	29,961.94	63,138.24CR	86,109.03	128,763.37
FUND 88 TOTAL	119,285.33	29,961.94	63,138.24CR	86,109.03	128,763.37
TRUST INVESTMENT					
89 -000-1020 CASH- WILBREEZE	0.00	0.00	0.00	0.00	0.00
89 -000-1030 CASH IN BANK	0.01CR	21,219.52	12,639.07CR	8,580.44	2,448.64
89 -000-1040 CASH IN TEXPOOL	83,128.45	34.57	21,219.52CR	61,943.50	75,408.40
89 -000-1060 CASH IN BANK - M	31,097.00	10.56	0.00	31,107.56	31,097.34
FUND 89 TOTAL	114,225.44	21,264.65	33,858.59CR	101,631.50	108,954.38
DISTRICT CLERK RESRV ACCT					
90 -000-1030 CASH IN BANK	164,072.04	224.89	0.00	164,296.93	164,178.65

	BEGINNING BALANCE	TOTAL DEBITS	TOTAL CREDITS	ENDING BALANCE	AVERAGE DAILY BALANCE
90 -000-1040 CASH IN TEXPOOL	0.00	0.00	0.00	0.00	0.00
FUND 90 TOTAL	164,072.04	224.89	0.00	164,296.93	164,178.65
CNTYWIDE DRAINAGE DIST					
92 -000-1030 CASH IN BANK	120,708.06	339,103.73	181,812.05CR	277,999.74	253,738.72
92 -000-1040 CASH IN TEXPOOL	0.00	0.00	0.00	0.00	0.00
FUND 92 TOTAL	120,708.06	339,103.73	181,812.05CR	277,999.74	253,738.72
REPORT TOTALS	6,069,768.47	2,644,789.81	1,482,165.91CR	7,232,392.37	6,796,149.19

Pledge Security Listing

January 31, 2017

EL CAMPO, TX

ID	CUSIP	Description	Safekeeping Location	Safekeeping Receipt	Coupon	Maturity Date	Call Date	Moody	S&P	Fitch	FASB115	Face Amount	Current Par	Current Book Value	Market Value	Gain(Loss)
JACKSON COUNTY																
863	31335HQ30	FHLMC C90474	FHLB	xxx	7.00	08/01/2021		AAA	AA+	AAA	HTM	1,000,000	5,333.83	5,333.93	5,547.18	213.26
1115	31400EFU9	FNMA 685179	FHLB	xxx	5.00	03/01/2018		AAA	AA+	AAA	HTM	9,500,000	80,398.31	80,398.31	81,611.95	1,213.64
2047	3128MBNA1	FHLMC G12885	FHLB	x	5.00	06/01/2021		AAA	AA+	AAA	HTM	8,737,000	381,155.38	381,150.84	399,187.84	18,037.00
2412	3128MBTJ6	FHLMC G13053	FHLB	x	4.50	04/01/2023		AAA	AA+	AAA	HTM	13,200,000	547,684.50	548,560.64	579,198.30	30,637.66
2493	31417ADJ5	FNMA AB3704	FHLB	x	3.00	10/01/2021		AAA	AA+	AAA	HTM	8,535,819	1,610,794.57	1,620,981.20	1,647,790.14	26,808.94
2516	3138AXXQ9	FNMA AJ6086	FHLB	x	3.00	12/01/2026		AAA	AA+	AAA	HTM	4,400,000	1,544,966.28	1,558,244.30	1,591,875.32	33,631.01
3546	31410LKN1	FNMA 890501	FHLB		2.00	11/01/2027		AAA	AA+	AAA	HTM	11,250,000	6,581,068.54	6,660,732.40	6,429,210.38	(231,522.02)
3615	31307BFM7	FHLMC J22872	FHLB		2.00	03/01/2028		AAA	AA+	AAA	HTM	9,000,000	5,452,498.98	5,478,284.30	5,322,320.57	(155,963.73)
Total for JACKSON COUNTY												65,622,819	16,203,900.39	16,333,685.92	16,056,741.68	(276,944.24)

<u>INVESTMENTS</u>	<u>NAME</u>	<u>ACC'T #</u>	<u>12/31/2016 BALANCE</u>	<u>INTEREST</u>	<u>DEPOSIT</u>	<u>WITHDRAW</u>	<u>01/31/2017 BALANCE</u>
41	Road & Bridge Precinct #1	1100	15,089.22	6.89			15,096.11
42	Road & Bridge Precinct #2	1200	15,327.57	7.02			15,334.59
43	Road & Bridge Precinct #3	1300	24,092.26	10.98			24,103.24
44	Road & Bridge Precinct #4	1400	14,635.56	6.71			14,642.27
10	General	1500	247,535.07	113.21			247,648.28
89	Moore Seizure	7104	2,479.27	1.21			2,480.48
89	DeLeon Seizure	7203	1,872.75	0.45		1,873.20	0.00
89	Rojas Seizure	7210	10,957.65	5.01			10,962.66
89	Ewing Seizure	7213	10,764.01	1.86		10,765.87	0.00
89	Roman Seizure	7301	5,287.34	2.45			5,289.79
89	Barron Seizure	7308	4,993.20	2.20		4,995.40	0.00
89	Guerrero Seizure	7309	15,376.10	7.06			15,383.16
89	Villareal Seizure #2	7319	1,911.42	0.89		1,912.31	0.00
89	Villareal Seizure #3	7320	1,672.16	0.72		1,672.88	0.00
89	D DeLeon Seizure	7325	470.17	0.31			470.48
89	Cuellar Seizure	7326	9,554.15	4.36			9,558.51
89	Binning Heirs Trust Cause #4563	7406	2,232.82	0.93			2,233.75
89	Cordele Church & Cemetery	7502	6,977.84	3.18			6,981.02
89	Callis Receivership	7504	8,579.57	3.94			8,583.51
TOTAL IN TEXPOOL			399,808.13	179.38	0.00	21,219.66	378,767.85
AVERAGE INTEREST			0.4570%				0.5385%
Texas CLASS			1,508,143.42	1,846.17	1,417,724.38		2,927,713.97
AVERAGE INTEREST			0.8900%				0.9600%
Transfer Station Certificate of Deposit		Prosperity	17,862.27				17,862.27
INTEREST RATE			0.5000%				0.5000%
Depository Money Market		Prosperity	267,854.85	88.53		225,000.00	42,943.38
AVERAGE INTEREST			0.4000%				0.4000%
DPS/SO Seizures Money Market		Prosperity	31,097.00	10.56			31,107.56
AVERAGE INTEREST			0.4000%				0.4000%
DEPOSITORY BANK ACCOUNT INTEREST				1,190.49			
Cafeteria (Flexible Spending) Account			1,889.51		34,023.36	6,401.17	29,511.70

This report is made in accordance with provisions of Texas Government Code §2256.023, the Public Funds Investment Act. The investments held in the Jackson County portfolio comply with the Public Funds Investment Act and the County's investment policy and strategies.

This report is true and correct to the best of my knowledge and belief according to the records of this office.

Mary Horton

Mary Horton, CCT, CIO