

MINUTES OF COUNTY FINANCES

TREASURER'S REPORT

IN THE MATTER OF COUNTY
FINANCES IN THE HANDS OF
MARY HORTON, TREASURER
OF JACKSON COUNTY, TEXAS

COMMISSIONERS' COURT JACKSON
COUNTY, TEXAS IN REGULAR
SESSION APRIL TERM 2015

IN ACCORDANCE with Section 114.026, Local Government Code, we, the undersigned, constituting the entire Commissioners' Court of said County, certify that on the 27th day of April 2015, at the Regular term of Court, we compared and examined the monthly report of Mary Horton, Treasurer of Jackson County, Texas, for March 2015, and finding the same correct, entered an order in the Minutes approving said report, which states total cash and other assets on hand as: **\$10,581,429.95.**




Dennis Simons, County Judge



Wayne Hunt, Commissioner Pct. 1




Wayne Bubela, Commissioner Pct. 2




Johnny E. Belicek, Commissioner Pct. 3



Dennis Karl, Commissioner Pct. 4




SWORN TO AND SUBSCRIBED BEFORE ME, by Dennis Simons, County Judge, and County Commissioners of said Jackson County, each respectively, on this the 27th day of April A.D., 2015.



Attest: Barbara Williams, County Clerk

FILED FOR RECORD THIS the 27th day of April A.D., 2015, and recorded on the 27th day of April A.D., 2015.



Barbara Williams, County Clerk and
Ex-Officio Clerk of the Commissioners'
Court in and for Jackson County, Texas.

By: _____
Deputy

DATES: 3/01/2015- 3/31/2015

		BEGINNING BALANCE	TOTAL DEBITS	TOTAL CREDITS	ENDING BALANCE	AVERAGE DAILY BALANCE
GENERAL						
10 -000-1020	CHANGE FUND/PETT	2,127.00	0.00	916.00CR	1,211.00	1,536.03
10 -000-1030	CASH IN BANK	76,775.76	795,425.04	580,479.68CR	291,721.12	83,264.33CR
10 -000-1034	CASH IN BANK -	3,437.59	3,803.30	3,130.59CR	4,110.30	1,848.60
10 -000-1040	CASH IN TEX POOL	246,476.41	10.05	0.00	246,486.46	246,476.73
10 -000-1042	CASH IN TEXAS CL	505,433.37	52.52	0.00	505,485.89	505,435.06
10 -000-1045	CASH IN T BILLS	0.00	0.00	0.00	0.00	0.00
10 -000-1046	CASH IN C.D.'S	17,737.72	13.12	0.00	17,750.84	17,746.61
10 -000-1051	CASH IN ESCROW-L	2,584.02	0.00	0.00	2,584.02	2,584.02
10 -000-1060	CASH IN MONEY MA	6,174,531.16	2,097.65	0.00	6,176,628.81	6,174,598.83
	FUND 10 TOTAL	7,029,103.03	801,401.68	584,526.27CR	7,245,978.44	6,866,961.55
PERMANENT IMPROVEMENT						
12 -000-1030	CASH IN BANK	247,038.14	33.90	74,140.00CR	172,932.04	192,032.14
12 -000-1040	CASH IN TEX POOL	0.00	0.00	0.00	0.00	0.00
	FUND 12 TOTAL	247,038.14	33.90	74,140.00CR	172,932.04	192,032.14
COMMISSARY TELEPHONE						
15 -000-1030	CASH IN BANK	67,122.20	7,555.23	3,747.49CR	70,929.94	68,079.86
15 -000-1040	CASH IN TEXPOOL	0.00	0.00	0.00	0.00	0.00
	FUND 15 TOTAL	67,122.20	7,555.23	3,747.49CR	70,929.94	68,079.86
DISTRICT ATTORNEY-HOT CHK						
17 -000-1030	CASH IN BANK	5,013.73	1,586.65	8.41CR	6,591.97	5,115.08
17 -000-1040	CASH IN TEX POOL	0.00	0.00	0.00	0.00	0.00
	FUND 17 TOTAL	5,013.73	1,586.65	8.41CR	6,591.97	5,115.08
ELECTIONS ADMINISTRATION						
18 -000-1030	CASH IN BANK	864.28	0.00	0.00	864.28	864.28
	FUND 18 TOTAL	864.28	0.00	0.00	864.28	864.28
FORFEITURE-DIST ATTORNEY						
19 -000-1030	CASH IN BANK	282,053.79	49.62	1,670.50CR	280,432.91	281,118.08
19 -000-1040	CASH IN TEXPOOL	0.00	0.00	0.00	0.00	0.00
	FUND 19 TOTAL	282,053.79	49.62	1,670.50CR	280,432.91	281,118.08

		BEGINNING BALANCE	TOTAL DEBITS	TOTAL CREDITS	ENDING BALANCE	AVERAGE DAILY BALANCE
FORFEITURE-SHERIFF						
21 -000-1030	CASH IN BANK	38,454.60	332.58	1,250.71CR	37,536.47	37,935.98
21 -000-1040	CASH IN TEXPOOL	0.00	0.00	0.00	0.00	0.00
FUND 21 TOTAL		38,454.60	332.58	1,250.71CR	37,536.47	37,935.98
TECHNOLOGY FUND						
23 -000-1030	CASH IN BANK	485.04CR	1,071.82	0.00	586.78	65.85CR
23 -000-1040	CASH IN TEXPOOL	0.00	0.00	0.00	0.00	0.00
FUND 23 TOTAL		485.04CR	1,071.82	0.00	586.78	65.85CR
JUV PROB DISCRETIONARY						
24 -000-1030	CASH IN BANK	1,952.45	284.36	0.00	2,236.81	1,995.99
FUND 24 TOTAL		1,952.45	284.36	0.00	2,236.81	1,995.99
JUVENILE PROBATION GRANTS						
25 -000-1030	CASH IN BANK	19,012.49	10,667.82	15,079.35CR	14,600.96	15,947.34
25 -000-1040	CASH IN TEXPOOL	0.00	0.00	0.00	0.00	0.00
FUND 25 TOTAL		19,012.49	10,667.82	15,079.35CR	14,600.96	15,947.34
LAW LIBRARY						
26 -000-1030	CASH IN BANK	6,239.04	525.00	1,289.60CR	5,474.44	5,464.01
FUND 26 TOTAL		6,239.04	525.00	1,289.60CR	5,474.44	5,464.01
LEOSE-LAW ENF OFFICERS ED						
27 -000-1030	CASH IN BANK	7,380.31	0.50	2,413.00CR	4,967.81	5,727.23
FUND 27 TOTAL		7,380.31	0.50	2,413.00CR	4,967.81	5,727.23
LIBRARY-MEMORIAL FUND						
28 -000-1030	CASH IN BANK	57,286.53	2,872.13	951.14CR	59,207.52	57,360.65
28 -000-1040	CASH IN TEXPOOL	0.00	0.00	0.00	0.00	0.00
FUND 28 TOTAL		57,286.53	2,872.13	951.14CR	59,207.52	57,360.65

DATES: 3/01/2015- 3/31/2015

		BEGINNING BALANCE	TOTAL DEBITS	TOTAL CREDITS	ENDING BALANCE	AVERAGE DAILY BALANCE
RECORDS MGT- COUNTY CLERK						
29 -000-1030	CASH IN BANK	74,813.27	6,120.00	2,669.86CR	78,263.41	75,426.04
29 -000-1040	CASH IN TEXPOOL	0.00	0.00	0.00	0.00	0.00
	FUND 29 TOTAL	74,813.27	6,120.00	2,669.86CR	78,263.41	75,426.04
RECORDS MGT - COUNTY						
30 -000-1030	CASH IN BANK	22,666.84	868.65	5,952.37CR	17,583.12	18,408.01
30 -000-1040	CASH IN TEXPOOL	0.00	0.00	0.00	0.00	0.00
	FUND 30 TOTAL	22,666.84	868.65	5,952.37CR	17,583.12	18,408.01
RECORDS MGT - DIST CLERK						
31 -000-1030	CASH IN BANK	663.75	280.53	0.68CR	943.60	775.12
31 -000-1040	CASH IN TEXPOOL	0.00	0.00	0.00	0.00	0.00
	FUND 31 TOTAL	663.75	280.53	0.68CR	943.60	775.12
SECURITY FUND						
32 -000-1030	CASH IN BANK	61,260.10	1,388.86	1,262.68CR	61,386.28	60,963.66
32 -000-1040	CASH IN TEXPOOL	0.00	0.00	0.00	0.00	0.00
	FUND 32 TOTAL	61,260.10	1,388.86	1,262.68CR	61,386.28	60,963.66
CHILD ABUSE PREVENTION						
34 -000-1030	CASH IN BANK	431.50	83.00	0.00	514.50	458.05
	FUND 34 TOTAL	431.50	83.00	0.00	514.50	458.05
CHILD WELFARE						
35 -000-1030	CASH IN BANK	9,417.63	1.66	0.00	9,419.29	9,417.68
35 -000-1040	CASH IN TEXPOOL	0.00	0.00	0.00	0.00	0.00
	FUND 35 TOTAL	9,417.63	1.66	0.00	9,419.29	9,417.68
HISTORICAL COMMISSION						
36 -000-1030	CASH IN BANK	33,196.45	355.89	0.00	33,552.34	33,365.99
36 -000-1040	CASH IN TEX POOL	0.00	0.00	0.00	0.00	0.00
	FUND 36 TOTAL	33,196.45	355.89	0.00	33,552.34	33,365.99

		BEGINNING	TOTAL	TOTAL	ENDING	AVERAGE
		BALANCE	DEBITS	CREDITS	BALANCE	DAILY
						BALANCE
MEDIATION FUND						
37 -000-1030	CASH IN BANK	1,450.00	0.00	0.00	1,450.00	1,450.00
	FUND 37 TOTAL	1,450.00	0.00	0.00	1,450.00	1,450.00
BRIDGE REPLACEMENT						
39 -000-1030	CASH IN BANK	50,000.00	0.00	0.00	50,000.00	50,000.00
	FUND 39 TOTAL	50,000.00	0.00	0.00	50,000.00	50,000.00
HIGHWAY						
40 -000-1030	CASH IN BANK	119,817.80CR	127,738.55	0.00	7,920.75	57,317.52CR
	FUND 40 TOTAL	119,817.80CR	127,738.55	0.00	7,920.75	57,317.52CR
ROAD & BRIDGE GEN NO. 1						
41 -000-1030	CASH IN BANK	415,728.80	65.11	89,239.11CR	326,554.80	368,816.07
41 -000-1040	CASH IN TEX POOL	15,024.55	0.62	0.00	15,025.17	15,024.57
	FUND 41 TOTAL	430,753.35	65.73	89,239.11CR	341,579.97	383,840.64
ROAD & BRIDGE GEN NO. 2						
42 -000-1030	CASH IN BANK	457,890.04	267.14	46,539.05CR	411,618.13	434,372.96
42 -000-1040	CASH IN TEXPOOL	15,262.20	0.62	0.00	15,262.82	15,262.22
	FUND 42 TOTAL	473,152.24	267.76	46,539.05CR	426,880.95	449,635.18
ROAD & BRIDGE GEN NO. 3						
43 -000-1030	CASH IN BANK	252,115.82	541.67	32,244.00CR	220,413.49	236,046.06
43 -000-1040	CASH IN TEX POOL	23,989.23	0.93	0.00	23,990.16	23,989.26
	FUND 43 TOTAL	276,105.05	542.60	32,244.00CR	244,403.65	260,035.32
ROAD & BRIDGE GEN NO. 4						
44 -000-1030	CASH IN BANK	645,021.11	114.71	31,850.15CR	613,285.67	628,550.04
44 -000-1040	CASH IN TEX POOL	14,573.06	0.62	0.00	14,573.68	14,573.08
	FUND 44 TOTAL	659,594.17	115.33	31,850.15CR	627,859.35	643,123.12

DATES: 3/01/2015- 3/31/2015

		BEGINNING BALANCE	TOTAL DEBITS	TOTAL CREDITS	ENDING BALANCE	AVERAGE DAILY BALANCE
ROAD & BRIDGE LATERAL RD						
45 -000-1030	CASH IN BANK	20,945.88	0.00	0.00	20,945.88	20,945.88
	FUND 45 TOTAL	20,945.88	0.00	0.00	20,945.88	20,945.88
PCT#1 EQUIPMENT REPLACMNT						
50 -000-1030	CASH IN BANK	25,600.19	4.52	0.00	25,604.71	25,600.34
50 -000-1040	CASH IN TEX POOL	0.00	0.00	0.00	0.00	0.00
	FUND 50 TOTAL	25,600.19	4.52	0.00	25,604.71	25,600.34
PCT#2 EQUIPMENT REPLACMNT						
51 -000-1030	CASH IN BANK	90,424.81	15.96	0.00	90,440.77	90,425.32
51 -000-1040	CASH IN TEX POOL	0.00	0.00	0.00	0.00	0.00
	FUND 51 TOTAL	90,424.81	15.96	0.00	90,440.77	90,425.32
PCT#3 EQUIPMENT REPLACMNT						
52 -000-1030	CASH IN BANK	3.03	0.00	0.00	3.03	3.03
52 -000-1040	CASH IN TEX POOL	0.00	0.00	0.00	0.00	0.00
	FUND 52 TOTAL	3.03	0.00	0.00	3.03	3.03
PCT#4 EQUIPMENT REPLACMNT						
53 -000-1030	CASH IN BANK	95,234.29	16.68	2,484.99CR	92,765.98	94,513.38
53 -000-1040	CASH IN TEX POOL	0.00	0.00	0.00	0.00	0.00
	FUND 53 TOTAL	95,234.29	16.68	2,484.99CR	92,765.98	94,513.38
CONSTRUCTION GRANTS						
55 -000-1030	CASH IN BANK	0.00	0.00	0.00	0.00	0.00
55 -000-1050	CASH-COMMUNITY A	0.00	0.00	0.00	0.00	0.00
	FUND 55 TOTAL	0.00	0.00	0.00	0.00	0.00
MAURITZ CAMP FUND						
56 -000-1030	CASH IN BANK	11,304.04	2.00	0.00	11,306.04	11,304.10
56 -000-1040	CASH IN TEXPOOL	0.00	0.00	0.00	0.00	0.00
	FUND 56 TOTAL	11,304.04	2.00	0.00	11,306.04	11,304.10

		BEGINNING BALANCE	TOTAL DEBITS	TOTAL CREDITS	ENDING BALANCE	AVERAGE DAILY BALANCE
ABANDONED MOTOR VEHICLE						
57 -000-1030	CASH IN BANK	11,765.24	0.00	405.96CR	11,359.28	11,464.04
57 -000-1040	CASH IN TEXPOOL	0.00	0.00	0.00	0.00	0.00
57 -000-1055	CASH IN BANK - A	1,840.64	0.00	0.00	1,840.64	1,840.64
	FUND 57 TOTAL	13,605.88	0.00	405.96CR	13,199.92	13,304.68
COASTAL IMPCT ASSISTANCE						
72 -000-1030	CASH IN BANK	37,329.50	76,394.16	82,247.62CR	31,476.04	10,807.66
	FUND 72 TOTAL	37,329.50	76,394.16	82,247.62CR	31,476.04	10,807.66
AIRPORT						
80 -000-1030	CASH IN BANK	4,906.68	2,000.95	0.00	6,907.63	5,358.32
80 -000-1032	CLEARING	0.00	0.00	0.00	0.00	0.00
80 -000-1040	CASH IN TEXPOOL	0.00	0.00	0.00	0.00	0.00
	FUND 80 TOTAL	4,906.68	2,000.95	0.00	6,907.63	5,358.32
JAIL COMMISSARY						
81 -000-1030	CASH IN BANK	1,866.02CR	1,078.18	1,365.03CR	2,152.87CR	1,754.92CR
81 -000-1040	CASH IN TEXPOOL	0.00	0.00	0.00	0.00	0.00
	FUND 81 TOTAL	1,866.02CR	1,078.18	1,365.03CR	2,152.87CR	1,754.92CR
STATE FEES						
88 -000-1030	CASH IN BANK	82,792.76	44,096.08	12,426.96CR	114,461.88	105,199.69
	FUND 88 TOTAL	82,792.76	44,096.08	12,426.96CR	114,461.88	105,199.69
TRUST INVESTMENT						
89 -000-1020	CASH- WILBREEZE	0.00	0.00	0.00	0.00	0.00
89 -000-1030	CASH IN BANK	0.00	0.00	0.00	0.00	0.00
89 -000-1040	CASH IN TEXPOOL	74,692.00	2.55	0.00	74,694.55	74,692.08
89 -000-1060	CASH IN BANK - M	30,869.22	10.49	0.00	30,879.71	30,869.56
	FUND 89 TOTAL	105,561.22	13.04	0.00	105,574.26	105,561.64
DISTRICT CLERK RESRV ACCT						
90 -000-1030	CASH IN BANK	164,148.66	0.04	15.00CR	164,133.70	164,137.55

DATES: 3/01/2015- 3/31/2015

		BEGINNING BALANCE	TOTAL DEBITS	TOTAL CREDITS	ENDING BALANCE	AVERAGE DAILY BALANCE
90 -000-1040	CASH IN TEXPOOL	0.00	0.00	0.00	0.00	0.00
	FUND 90 TOTAL	164,148.66	0.04	15.00CR	164,133.70	164,137.55
CNTYWIDE DRAINAGE DIST						
92 -000-1030	CASH IN BANK	578,708.46	102,665.40	578,708.46CR	102,665.40	152,655.91
92 -000-1040	CASH IN TEXPOOL	0.00	0.00	0.00	0.00	0.00
	FUND 92 TOTAL	578,708.46	102,665.40	578,708.46CR	102,665.40	152,655.91
	REPORT TOTALS	10,963,421.48	1,190,496.86	1,572,488.39CR	10,581,429.95	10,266,180.21

<u>INVESTMENTS</u>	<u>NAME</u>	<u>ACCT #</u>	<u>02/28/2015</u>	<u>INTEREST</u>	<u>DEPOSIT</u>	<u>WITHDRAW</u>	<u>03/31/2015</u>
			<u>BALANCE</u>				<u>BALANCE</u>
	Road & Bridge Precinct #1	1100	15,024.55	0.62			15,025.17
	Road & Bridge Precinct #2	1200	15,262.20	0.62			15,262.82
	Road & Bridge Precinct #3	1300	23,989.23	0.93			23,990.16
	Road & Bridge Precinct #4	1400	14,573.06	0.62			14,573.68
	General	1500	246,476.41	10.05			246,486.46
	Moore Seizure	7104	2,468.80				2,468.80
	DeLeon Seizure	7203	1,865.18				1,865.18
	Rojas Seizure	7210	10,910.78	0.37			10,911.15
	Ewing Seizure	7213	10,717.70	0.32			10,718.02
	Roman Seizure	7301	5,264.66	0.31			5,264.97
	Barron Seizure	7308	4,971.44	0.31			4,971.75
	Guerrero Seizure	7309	15,310.59	0.62			15,311.21
	Villareal Seizure #2	7319	1,903.66				1,903.66
	Villareal Seizure #3	7320	1,665.10				1,665.10
	Binning Heirs Trust Cause #4563	7406	2,224.09				2,224.09
	Cordele Church & Cemetery	7502	8,847.03	0.31			8,847.34
	Callis Receivership	7504	8,542.97	0.31			8,543.28
	TOTAL IN TEXPOOL		390,017.45	15.39	0.00	0.00	390,032.84
	AVERAGE INTEREST		0.0441%				0.0480%
	Texas CLASS		505,433.37	52.52			505,485.89
	AVERAGE INTEREST		0.1100%				0.1200%
	Transfer Station Certificate of Deposit	Prosperity	17,737.72	13.12			17,750.84
	Depository Money Market	Prosperity	6,174,531.16	2,097.65			6,176,628.81
	AVERAGE INTEREST		0.4000%				0.4000%
	Sandoval & Dean Seizure Money Market	Prosperity	30,869.22	10.49			30,879.71
	AVERAGE INTEREST		0.4000%				0.4000%
	DEPOSITORY BANK ACCOUNT INTEREST			1,000.21			
	Cafeteria (Flexible Spending) Account		19,296.32			2,101.42	17,194.90

This report is made in accordance with provisions of Government Code 2256 (Section 2256.023), the Public Funds Investment Act. The investments held in the Jackson County portfolio comply with the Public Funds Investment Act and the County's investment policy and strategies.

This report is true and correct to the best of my knowledge and belief according to the records of this office.

Mary Horton

Mary Horton, CCT, CIO

Pledge Security Listing

March 31, 2015

EL CAMPO, TX

ID	CUSIP	Description	Safekeeping Location	Safekeeping Receipt	Coupon	Maturity Date	Call Date	Moody	S&P	Fitch	FASB115	Face Amount	Current Par	Current Book Value	Market Value	Gain(Loss)
JACKSON COUNTY																
863	31335HQ30	FHLMC C90474	FHLB	xxx	7.00	06/01/2021		AAA	AA+	AAA	HTM	1,057,687	10,036.95	10,039.30	11,241.07	1,201.77
1115	31400EFU9	FNMA 685179	FHLB	xxx	5.00	03/01/2018		AAA	AA+	AAA	HTM	9,500,000	375,915.38	376,020.55	393,810.56	17,790.01
2047	3128MBNA1	FHLMC G12885	FHLB	x	5.00	06/01/2021		AAA	AA+	AAA	HTM	8,737,093	839,129.13	839,113.73	897,594.05	58,480.31
2412	3128MBTJ6	FHLMC G13053	FHLB	x	4.50	04/01/2023		AAA	AA+	AAA	HTM	13,200,000	974,781.46	977,608.57	1,046,210.39	68,601.82
2473	31416XHX1	FNMA AB2045	FHLB	x	3.50	01/01/2021		AAA	AA+	AAA	HTM	3,747,053	1,090,627.33	1,094,182.87	1,139,332.85	45,149.98
2493	31417ADJ5	FNMA AB3704	FHLB	x	3.00	10/01/2021		AAA	AA+	AAA	HTM	8,535,819	3,209,774.04	3,246,390.54	3,326,093.97	79,703.43
2516	3138AXXQ9	FNMA AJ6086	FHLB	x	3.00	12/01/2026		AAA	AA+	AAA	HTM	4,400,000	2,336,019.31	2,364,703.83	2,438,190.96	73,487.13
3546	31410LKN1	FNMA 890501	FHLB		2.00	11/01/2027		AAA	AA+	AAA	HTM	11,250,000	8,724,120.75	8,872,682.11	8,697,294.17	(175,387.95)
3615	31307BFM7	FHLMC J22872	FHLB		2.00	03/01/2028		AAA	AA+	AAA	HTM	9,000,000	7,377,636.60	7,426,740.47	7,355,688.20	(71,052.26)
3999	3128MMRT2	FHLMC G18497	FHLB		3.00	01/01/2029		AAA	AA+	AAA	HTM	5,000,000	4,350,262.00	4,422,674.81	4,532,102.95	109,428.14
Total for JACKSON COUNTY												74,427,652	29,288,302.95	29,630,156.78	29,837,559.17	207,402.38