


**MINUTES OF COUNTY FINANCES**

**TREASURER'S REPORT**


IN THE MATTER OF COUNTY  
FINANCES IN THE HANDS OF  
MARY HORTON, TREASURER  
OF JACKSON COUNTY, TEXAS

COMMISSIONERS' COURT JACKSON  
COUNTY, TEXAS IN REGULAR  
SESSION DECEMBER TERM 2012

IN ACCORDANCE with Section 114.026, Local Government Code, we, the undersigned, constituting the entire Commissioners' Court of said County, certify that on the 20th day of December 2012, at the Regular term of Court, we compared and examined the monthly report of Mary Horton, Treasurer of Jackson County, Texas, for November 2012, and finding the same correct, entered an order in the Minutes approving said report, which states total cash and other assets on hand as: **\$8,751,640.51.**

  
Dennis Simons, County Judge

\_\_\_\_\_  
Wayne Hunt, Commissioner Pct. 1

  
Johnny E. Belicek, Commissioner Pct. 3


  
Wayne Bubela, Commissioner Pct. 2

  
Larry Deyton, Commissioner Pct. 4

SWORN TO AND SUBSCRIBED BEFORE ME, by Dennis Simons, County Judge, and County Commissioners of said Jackson County, each respectively, on this the 20th day of December A.D., 2012.

  
Attest: Barbara Williams, County Clerk

FILED FOR RECORD THIS the 20th day of December A.D., 2012, and recorded on the 20<sup>th</sup> day of December A.D., 2012.

  
Barbara Williams, County Clerk and  
Ex-Officio Clerk of the Commissioners'  
Court in and for Jackson County, Texas.

By: \_\_\_\_\_  
Deputy

		BEGINNING BALANCE	TOTAL DEBITS	TOTAL CREDITS	ENDING BALANCE	AVERAGE DAILY BALANCE
<b>GENERAL</b>						
10 -000-1020	CHANGE FUND/PETT	141.00	0.00	0.00	141.00	141.00
10 -000-1030	CASH IN BANK	5,859,645.46	1,411,190.78	7,074,402.70CR	196,433.54	4,364,821.45
10 -000-1034	CASH IN BANK -	3,540.54	2,167.57	3,150.54CR	2,557.57	1,792.09
10 -000-1040	CASH IN TEX POOL	246,140.85	35.91	0.00	246,176.76	246,146.17
10 -000-1042	CASH IN TEXAS CL	504,018.67	79.26	0.00	504,097.93	504,021.31
10 -000-1045	CASH IN T BILLS	0.00	0.00	0.00	0.00	0.00
10 -000-1046	CASH IN C.D.'S	17,618.53	0.00	0.00	17,618.53	17,618.53
10 -000-1051	CASH IN ESCROW-L	980.98	0.00	0.00	980.98	980.98
10 -000-1060	CASH IN MONEY MA	0.00	5,000,000.00	600,000.00CR	4,400,000.00	1,606,666.67
	<b>FUND 10 TOTAL</b>	<b>6,632,086.03</b>	<b>6,413,473.52</b>	<b>7,677,553.24CR</b>	<b>5,368,006.31</b>	<b>6,742,188.20</b>
<b>SALES TAX</b>						
11 -000-1030	CASH IN BANK	0.00	0.00	0.00	0.00	0.00
11 -000-1040	CASH IN TEX POOL	0.00	0.00	0.00	0.00	0.00
	<b>FUND 11 TOTAL</b>	<b>0.00</b>	<b>0.00</b>	<b>0.00</b>	<b>0.00</b>	<b>0.00</b>
<b>PERMANENT IMPROVEMENT</b>						
12 -000-1030	CASH IN BANK	284,539.35	212.21	0.00	284,751.56	284,546.42
12 -000-1040	CASH IN TEX POOL	1,025.63	0.01	0.00	1,025.64	1,025.63
	<b>FUND 12 TOTAL</b>	<b>285,564.98</b>	<b>212.22</b>	<b>0.00</b>	<b>285,777.20</b>	<b>285,572.05</b>
<b>COMMISSARY TELEPHONE</b>						
15 -000-1030	CASH IN BANK	32,518.42	3,003.50	767.09CR	34,754.83	33,343.94
15 -000-1040	CASH IN TEXPOOL	4,001.21	0.59	1.21CR	4,000.59	4,000.02
	<b>FUND 15 TOTAL</b>	<b>36,519.63</b>	<b>3,004.09</b>	<b>768.30CR</b>	<b>38,755.42</b>	<b>37,343.96</b>
<b>COURT REPORTER SERVICES</b>						
16 -000-1030	CASH IN BANK	75.00	0.00	0.00	75.00	75.00
	<b>FUND 16 TOTAL</b>	<b>75.00</b>	<b>0.00</b>	<b>0.00</b>	<b>75.00</b>	<b>75.00</b>
<b>DISTRICT ATTORNEY-HOT CHK</b>						
17 -000-1030	CASH IN BANK	20,827.77	3,806.11	11,908.59CR	12,725.29	17,831.43
17 -000-1040	CASH IN TEX POOL	0.00	0.00	0.00	0.00	0.00
	<b>FUND 17 TOTAL</b>	<b>20,827.77</b>	<b>3,806.11</b>	<b>11,908.59CR</b>	<b>12,725.29</b>	<b>17,831.43</b>

		BEGINNING BALANCE	TOTAL DEBITS	TOTAL CREDITS	ENDING BALANCE	AVERAGE DAILY BALANCE
ELECTIONS ADMINISTRATION						
18 -000-1030	CASH IN BANK	198.32	0.00	59.40CR	138.92	188.42
	FUND 18 TOTAL	<u>198.32</u>	<u>0.00</u>	<u>59.40CR</u>	<u>138.92</u>	<u>188.42</u>
FORFEITURE-DIST ATTORNEY						
19 -000-1030	CASH IN BANK	67,155.47	49.73	1,844.25CR	65,360.95	66,686.57
19 -000-1040	CASH IN TEXPOOL	9,039.14	1.16	0.00	9,040.30	9,039.18
	FUND 19 TOTAL	<u>76,194.61</u>	<u>50.89</u>	<u>1,844.25CR</u>	<u>74,401.25</u>	<u>75,725.75</u>
CAPITAL MURDER						
20 -000-1030	CASH IN BANK	0.00	0.00	0.00	0.00	0.00
20 -000-1040	CASH IN TEXPOOL	0.00	0.00	0.00	0.00	0.00
	FUND 20 TOTAL	<u>0.00</u>	<u>0.00</u>	<u>0.00</u>	<u>0.00</u>	<u>0.00</u>
FORFEITURE-SHERIFF						
21 -000-1030	CASH IN BANK	41,306.95	30.74	429.79CR	40,907.90	41,217.89
21 -000-1040	CASH IN TEXPOOL	5,644.41	0.76	0.00	5,645.17	5,644.44
	FUND 21 TOTAL	<u>46,951.36</u>	<u>31.50</u>	<u>429.79CR</u>	<u>46,553.07</u>	<u>46,862.33</u>
HEALTH						
22 -000-1020	CHANGE FUND/PETT	0.00	0.00	0.00	0.00	0.00
22 -000-1030	CASH IN BANK	0.00	0.00	0.00	0.00	0.00
22 -000-1040	CASH IN TEXPOOL	0.00	0.00	0.00	0.00	0.00
	FUND 22 TOTAL	<u>0.00</u>	<u>0.00</u>	<u>0.00</u>	<u>0.00</u>	<u>0.00</u>
TECHNOLOGY FUND						
23 -000-1030	CASH IN BANK	1,989.68	589.44	542.71CR	2,036.41	2,106.81
23 -000-1040	CASH IN TEXPOOL	0.00	0.00	0.00	0.00	0.00
	FUND 23 TOTAL	<u>1,989.68</u>	<u>589.44</u>	<u>542.71CR</u>	<u>2,036.41</u>	<u>2,106.81</u>
JUV PROB DISCRETIONARY						
24 -000-1030	CASH IN BANK	6,008.10	185.00	0.00	6,193.10	6,069.77
	FUND 24 TOTAL	<u>6,008.10</u>	<u>185.00</u>	<u>0.00</u>	<u>6,193.10</u>	<u>6,069.77</u>

		BEGINNING BALANCE	TOTAL DEBITS	TOTAL CREDITS	ENDING BALANCE	AVERAGE DAILY BALANCE
JUVENILE PROBATION GRANTS						
25 -000-1030	CASH IN BANK	30,129.47	10,573.89	14,828.82CR	25,874.54	27,930.47
25 -000-1040	CASH IN TEXPOOL	2,083.19	0.30	0.00	2,083.49	2,083.20
FUND 25	TOTAL	<u>32,212.66</u>	<u>10,574.19</u>	<u>14,828.82CR</u>	<u>27,958.03</u>	<u>30,013.67</u>
LAW LIBRARY						
26 -000-1030	CASH IN BANK	6,672.27	3,572.13	1,378.50CR	8,865.90	6,348.83
FUND 26	TOTAL	<u>6,672.27</u>	<u>3,572.13</u>	<u>1,378.50CR</u>	<u>8,865.90</u>	<u>6,348.83</u>
LEOSE-LAW ENF OFFICERS ED						
27 -000-1030	CASH IN BANK	4,136.13	0.00	0.00	4,136.13	4,136.13
FUND 27	TOTAL	<u>4,136.13</u>	<u>0.00</u>	<u>0.00</u>	<u>4,136.13</u>	<u>4,136.13</u>
LIBRARY-MEMORIAL FUND						
28 -000-1030	CASH IN BANK	54,764.95	95.69	420.32CR	54,440.32	54,563.53
28 -000-1040	CASH IN TEXPOOL	2,125.16	0.30	0.00	2,125.46	2,125.17
FUND 28	TOTAL	<u>56,890.11</u>	<u>95.99</u>	<u>420.32CR</u>	<u>56,565.78</u>	<u>56,688.70</u>
RECORDS MGT- COUNTY CLERK						
29 -000-1030	CASH IN BANK	57,213.75	2,760.00	4,366.10CR	55,607.65	56,430.87
29 -000-1040	CASH IN TEXPOOL	2,600.61	0.30	0.61CR	2,600.30	2,600.01
FUND 29	TOTAL	<u>59,814.36</u>	<u>2,760.30</u>	<u>4,366.71CR</u>	<u>58,207.95</u>	<u>59,030.88</u>
RECORDS MGT - COUNTY						
30 -000-1030	CASH IN BANK	29,051.89	624.85	300.00CR	29,376.74	29,149.62
30 -000-1040	CASH IN TEXPOOL	0.00	0.00	0.00	0.00	0.00
FUND 30	TOTAL	<u>29,051.89</u>	<u>624.85</u>	<u>300.00CR</u>	<u>29,376.74</u>	<u>29,149.62</u>
RECORDS MGT - DIST CLERK						
31 -000-1030	CASH IN BANK	4,103.47	292.00	0.00	4,395.47	4,229.42
31 -000-1040	CASH IN TEXPOOL	0.00	0.00	0.00	0.00	0.00
FUND 31	TOTAL	<u>4,103.47</u>	<u>292.00</u>	<u>0.00</u>	<u>4,395.47</u>	<u>4,229.42</u>

		BEGINNING BALANCE	TOTAL DEBITS	TOTAL CREDITS	ENDING BALANCE	AVERAGE DAILY BALANCE
SECURITY FUND						
32 -000-1030	CASH IN BANK	78,884.70	957.47	1,066.44CR	78,775.73	78,817.90
32 -000-1040	CASH IN TEXPOOL	5,001.24	0.61	1.24CR	5,000.61	5,000.02
FUND 32	TOTAL	<u>83,885.94</u>	<u>958.08</u>	<u>1,067.68CR</u>	<u>83,776.34</u>	<u>83,817.92</u>
APPELLATE JUDICIAL SYSTEM						
33 -000-1030	CASH IN BANK	0.00	0.00	0.00	0.00	0.00
FUND 33	TOTAL	<u>0.00</u>	<u>0.00</u>	<u>0.00</u>	<u>0.00</u>	<u>0.00</u>
CHILD ABUSE PREVENTION						
34 -000-1030	CASH IN BANK	2,464.00	71.00	1,500.00CR	1,035.00	1,554.63
FUND 34	TOTAL	<u>2,464.00</u>	<u>71.00</u>	<u>1,500.00CR</u>	<u>1,035.00</u>	<u>1,554.63</u>
CHILD WELFARE						
35 -000-1030	CASH IN BANK	7,813.90	5.83	0.00	7,819.73	7,814.09
35 -000-1040	CASH IN TEXPOOL	4,199.03	0.60	0.00	4,199.63	4,199.05
FUND 35	TOTAL	<u>12,012.93</u>	<u>6.43</u>	<u>0.00</u>	<u>12,019.36</u>	<u>12,013.14</u>
HISTORICAL COMMISSION						
36 -000-1030	CASH IN BANK	31,182.23	1,423.17	469.79CR	32,135.61	31,070.47
36 -000-1040	CASH IN TEX POOL	3,504.40	0.47	0.00	3,504.87	3,504.42
FUND 36	TOTAL	<u>34,686.63</u>	<u>1,423.64</u>	<u>469.79CR</u>	<u>35,640.48</u>	<u>34,574.89</u>
MEDIATION FUND						
37 -000-1030	CASH IN BANK	1,450.00	0.00	0.00	1,450.00	1,450.00
FUND 37	TOTAL	<u>1,450.00</u>	<u>0.00</u>	<u>0.00</u>	<u>1,450.00</u>	<u>1,450.00</u>
JURY						
38 -000-1030	CASH IN BANK	0.00	0.00	0.00	0.00	0.00
FUND 38	TOTAL	<u>0.00</u>	<u>0.00</u>	<u>0.00</u>	<u>0.00</u>	<u>0.00</u>
HIGHWAY						
40 -000-1030	CASH IN BANK	70,469.43	8,565.10	554,609.70CR	475,575.17CR	38,129.46
FUND 40	TOTAL	<u>70,469.43</u>	<u>8,565.10</u>	<u>554,609.70CR</u>	<u>475,575.17CR</u>	<u>38,129.46</u>

		BEGINNING BALANCE	TOTAL DEBITS	TOTAL CREDITS	ENDING BALANCE	AVERAGE DAILY BALANCE
ROAD & BRIDGE GEN NO. 1						
41 -000-1030	CASH IN BANK	2,418.03CR	458,450.07	31,229.37CR	424,802.67	23,554.29
41 -000-1040	CASH IN TEX POOL	15,005.26	1.97	0.00	15,007.23	15,005.33
FUND 41 TOTAL		<u>12,587.23</u>	<u>458,452.04</u>	<u>31,229.37CR</u>	<u>439,809.90</u>	<u>38,559.62</u>
ROAD & BRIDGE GEN NO. 2						
42 -000-1030	CASH IN BANK	14,609.95CR	490,187.34	44,407.71CR	431,169.68	845.61
42 -000-1040	CASH IN TEXPOOL	15,242.59	1.98	0.00	15,244.57	15,242.66
FUND 42 TOTAL		<u>632.64</u>	<u>490,189.32</u>	<u>44,407.71CR</u>	<u>446,414.25</u>	<u>16,088.27</u>
ROAD & BRIDGE GEN NO. 3						
43 -000-1030	CASH IN BANK	53,522.04CR	390,452.00	48,070.83CR	288,859.13	50,537.23CR
43 -000-1040	CASH IN TEX POOL	23,957.95	3.11	0.00	23,961.06	23,958.05
FUND 43 TOTAL		<u>29,564.09CR</u>	<u>390,455.11</u>	<u>48,070.83CR</u>	<u>312,820.19</u>	<u>26,579.18CR</u>
ROAD & BRIDGE GEN NO. 4						
44 -000-1030	CASH IN BANK	121,017.44	643,144.82	57,883.84CR	706,278.42	139,554.95
44 -000-1040	CASH IN TEX POOL	14,554.59	1.89	0.00	14,556.48	14,554.65
FUND 44 TOTAL		<u>135,572.03</u>	<u>643,146.71</u>	<u>57,883.84CR</u>	<u>720,834.90</u>	<u>154,109.60</u>
ROAD & BRIDGE LATERAL RD						
45 -000-1030	CASH IN BANK	20,964.73	0.00	0.00	20,964.73	20,964.73
FUND 45 TOTAL		<u>20,964.73</u>	<u>0.00</u>	<u>0.00</u>	<u>20,964.73</u>	<u>20,964.73</u>
PCT#1 BRIDGE REPLACEMENT						
46 -000-1030	CASH IN BANK	0.00	0.00	0.00	0.00	0.00
46 -000-1040	CASH IN TEX POOL	0.00	0.00	0.00	0.00	0.00
FUND 46 TOTAL		<u>0.00</u>	<u>0.00</u>	<u>0.00</u>	<u>0.00</u>	<u>0.00</u>
PCT#2 BRIDGE REPLACEMENT						
47 -000-1030	CASH IN BANK	0.00	0.00	0.00	0.00	0.00
47 -000-1040	CASH IN TEX POOL	0.00	0.00	0.00	0.00	0.00
FUND 47 TOTAL		<u>0.00</u>	<u>0.00</u>	<u>0.00</u>	<u>0.00</u>	<u>0.00</u>

		BEGINNING BALANCE	TOTAL DEBITS	TOTAL CREDITS	ENDING BALANCE	AVERAGE DAILY BALANCE
PCT#3 BRIDGE REPLACEMENT						
48 -000-1030	CASH IN BANK	0.00	0.00	0.00	0.00	0.00
48 -000-1040	CASH IN TEX POOL	0.00	0.00	0.00	0.00	0.00
FUND 48	TOTAL	<u>0.00</u>	<u>0.00</u>	<u>0.00</u>	<u>0.00</u>	<u>0.00</u>
PCT#4 BRIDGE REPLACEMENT						
49 -000-1030	CASH IN BANK	0.00	0.00	0.00	0.00	0.00
49 -000-1040	CASH IN TEX POOL	0.00	0.00	0.00	0.00	0.00
FUND 49	TOTAL	<u>0.00</u>	<u>0.00</u>	<u>0.00</u>	<u>0.00</u>	<u>0.00</u>
PCT#1 EQUIPMENT REPLACMNT						
50 -000-1030	CASH IN BANK	20,004.13CR	20,000.00	13.92CR	18.05CR	18,671.26CR
50 -000-1040	CASH IN TEX POOL	0.00	0.00	0.00	0.00	0.00
FUND 50	TOTAL	<u>20,004.13CR</u>	<u>20,000.00</u>	<u>13.92CR</u>	<u>18.05CR</u>	<u>18,671.26CR</u>
PCT#2 EQUIPMENT REPLACMNT						
51 -000-1030	CASH IN BANK	22,797.64	62,871.00	85,755.98CR	87.34CR	18,740.49CR
51 -000-1040	CASH IN TEX POOL	0.00	0.00	0.00	0.00	0.00
FUND 51	TOTAL	<u>22,797.64</u>	<u>62,871.00</u>	<u>85,755.98CR</u>	<u>87.34CR</u>	<u>18,740.49CR</u>
PCT#3 EQUIPMENT REPLACMNT						
52 -000-1030	CASH IN BANK	15,669.69	20,012.68	0.00	35,682.37	17,003.45
52 -000-1040	CASH IN TEX POOL	0.00	0.00	0.00	0.00	0.00
FUND 52	TOTAL	<u>15,669.69</u>	<u>20,012.68</u>	<u>0.00</u>	<u>35,682.37</u>	<u>17,003.45</u>
PCT#4 EQUIPMENT REPLACMNT						
53 -000-1030	CASH IN BANK	73,626.33	20,055.90	0.00	93,682.23	74,961.53
53 -000-1040	CASH IN TEX POOL	4,739.92	0.60	0.00	4,740.52	4,739.94
FUND 53	TOTAL	<u>78,366.25</u>	<u>20,056.50</u>	<u>0.00</u>	<u>98,422.75</u>	<u>79,701.47</u>
CONSTRUCTION GRANTS						
55 -000-1030	CASH IN BANK	0.00	111,530.25	111,530.25CR	0.00	3,717.68CR
55 -000-1050	CASH-COMMUNITY A	0.00	0.00	0.00	0.00	0.00
FUND 55	TOTAL	<u>0.00</u>	<u>111,530.25</u>	<u>111,530.25CR</u>	<u>0.00</u>	<u>3,717.68CR</u>

		BEGINNING BALANCE	TOTAL DEBITS	TOTAL CREDITS	ENDING BALANCE	AVERAGE DAILY BALANCE
MAURITZ CAMP FUND						
56 -000-1030	CASH IN BANK	10,369.21	7.73	0.00	10,376.94	10,369.47
56 -000-1040	CASH IN TEXPOOL	942.24	0.00	0.00	942.24	942.24
FUND 56	TOTAL	<u>11,311.45</u>	<u>7.73</u>	<u>0.00</u>	<u>11,319.18</u>	<u>11,311.71</u>
ABANDONED MOTOR VEHICLE						
57 -000-1030	CASH IN BANK	8,655.25	0.00	0.00	8,655.25	8,655.25
57 -000-1040	CASH IN TEXPOOL	4,123.42	0.60	1.21CR	4,122.81	4,122.23
57 -000-1055	CASH IN BANK - A	1,000.00	0.00	0.00	1,000.00	1,000.00
FUND 57	TOTAL	<u>13,778.67</u>	<u>0.60</u>	<u>1.21CR</u>	<u>13,778.06</u>	<u>13,777.48</u>
RECYCLING GRANT						
58 -000-1030	CASH IN BANK	0.00	0.00	0.00	0.00	0.00
FUND 58	TOTAL	<u>0.00</u>	<u>0.00</u>	<u>0.00</u>	<u>0.00</u>	<u>0.00</u>
TIFB GRANT						
59 -000-1030	CASH IN BANK	0.00	0.00	0.00	0.00	0.00
FUND 59	TOTAL	<u>0.00</u>	<u>0.00</u>	<u>0.00</u>	<u>0.00</u>	<u>0.00</u>
COASTAL IMPCT ASSISTANCE						
72 -000-1030	CASH IN BANK	9,592.52	48,725.49	48,725.49CR	9,592.52	4,652.26
FUND 72	TOTAL	<u>9,592.52</u>	<u>48,725.49</u>	<u>48,725.49CR</u>	<u>9,592.52</u>	<u>4,652.26</u>
AIRPORT						
80 -000-1030	CASH IN BANK	60,012.89CR	69,786.13	4,509.00CR	5,264.24	55,656.24CR
80 -000-1032	CLEARING	0.00	0.00	0.00	0.00	0.00
80 -000-1040	CASH IN TEXPOOL	4,978.59	0.61	0.00	4,979.20	4,978.61
FUND 80	TOTAL	<u>55,034.30CR</u>	<u>69,786.74</u>	<u>4,509.00CR</u>	<u>10,243.44</u>	<u>50,677.63CR</u>
JAIL COMMISSARY						
81 -000-1030	CASH IN BANK	2,653.50	1.89	491.34CR	2,164.05	2,520.95
81 -000-1040	CASH IN TEXPOOL	275.61	0.00	0.00	275.61	275.61
FUND 81	TOTAL	<u>2,929.11</u>	<u>1.89</u>	<u>491.34CR</u>	<u>2,439.66</u>	<u>2,796.56</u>



		BEGINNING BALANCE	TOTAL DEBITS	TOTAL CREDITS	ENDING BALANCE	AVERAGE DAILY BALANCE
PASSPORT PICTURE FUND						
82 -000-1030	CASH IN BANK	0.00	0.00	0.00	0.00	0.00
	FUND 82 TOTAL	<u>0.00</u>	<u>0.00</u>	<u>0.00</u>	<u>0.00</u>	<u>0.00</u>
STATE FEES						
88 -000-1030	CASH IN BANK	29,519.31	24,664.77	9,177.04CR	45,007.04	37,104.26
	FUND 88 TOTAL	<u>29,519.31</u>	<u>24,664.77</u>	<u>9,177.04CR</u>	<u>45,007.04</u>	<u>37,104.26</u>
TRUST INVESTMENT						
89 -000-1020	CASH- WILBREEZE	0.00	0.00	0.00	0.00	0.00
89 -000-1030	CASH IN BANK	0.00	0.00	83.69CR	83.69CR	53.00CR
89 -000-1040	CASH IN TEXPOOL	80,499.10	10.50	0.00	80,509.60	80,499.45
89 -000-1061	CASH IN MONEY MA	611,459.77	751.80	0.00	612,211.57	611,484.83
	FUND 89 TOTAL	<u>691,958.87</u>	<u>762.30</u>	<u>83.69CR</u>	<u>692,637.48</u>	<u>691,931.28</u>
DISTRICT CLERK RESRV ACCT						
90 -000-1030	CASH IN BANK	123,656.51	15.00	15.00CR	123,656.51	123,661.51
90 -000-1040	CASH IN TEXPOOL	0.00	0.00	0.00	0.00	0.00
	FUND 90 TOTAL	<u>123,656.51</u>	<u>15.00</u>	<u>15.00CR</u>	<u>123,656.51</u>	<u>123,661.51</u>
CNTYWIDE DRAINAGE DIST						
92 -000-1030	CASH IN BANK	2,024.63	85,608.94	2,024.63CR	85,608.94	27,496.81
92 -000-1040	CASH IN TEXPOOL	0.00	0.00	0.00	0.00	0.00
	FUND 92 TOTAL	<u>2,024.63</u>	<u>85,608.94</u>	<u>2,024.63CR</u>	<u>85,608.94</u>	<u>27,496.81</u>
OFFICE FEE ACCOUNT						
93 -000-1030	CASH IN BANK	0.00	0.00	0.00	0.00	0.00
	FUND 93 TOTAL	<u>0.00</u>	<u>0.00</u>	<u>0.00</u>	<u>0.00</u>	<u>0.00</u>
OMNIBASE COLLECTION FUND						
94 -000-1030	CASH IN BANK	0.00	0.00	0.00	0.00	0.00
	FUND 94 TOTAL	<u>0.00</u>	<u>0.00</u>	<u>0.00</u>	<u>0.00</u>	<u>0.00</u>
	REPORT TOTALS	<u>8,571,024.06</u>	<u>8,896,583.55</u>	<u>8,715,967.10CR</u>	<u>8,751,640.51</u>	<u>8,695,873.78</u>

<u>INVESTMENTS</u>			10/31/2012				11/30/2012
	NAME	ACC'T #	BALANCE	INTEREST	DEPOSIT	WITHDRAW	BALANCE
	Road & Bridge Precinct #1	1100	15,005.26	1.97			15,007.23
	Road & Bridge Precinct #2	1200	15,242.59	1.98			15,244.57
	Road & Bridge Precinct #3	1300	23,957.95	3.11			23,961.06
	Road & Bridge Precinct #4	1400	14,554.59	1.89			14,556.48
	General	1500	246,142.95	31.64	2.17		246,176.76
	Historical Commission	1700	3,504.40	0.47			3,504.87
	Child Welfare	1800	4,199.03	0.60			4,199.63
	Brackenridge School	4200	2,125.16	0.30			2,125.46
	Sheriff Forfeiture	4600	5,644.41	0.76			5,645.17
	District Attorney Forfeiture	4700	9,039.14	1.16			9,040.30
	Security Fund	5100	5,000.64	0.61		0.64	5,000.61
	Juvenile Probation Grants	5300	2,083.19	0.30			2,083.49
	Permanent Improvement	5500	1,025.63	0.01			1,025.64
	Abandoned Motor Vehicle	5700	4,122.82	0.60		0.61	4,122.81
	Records Management (Clerk only)	5800	2,600.31	0.30		0.31	2,600.30
	Airport	6000	4,978.59	0.61			4,979.20
	Jail Commissary	6300	275.61				275.61
	Commissary Telephone	6400	4,000.61	0.59		0.61	4,000.59
	Boys Scouts/Camp Mauritz	7100	942.24				942.24
	Moore Seizure	7104	2,466.91	0.30			2,467.21
	DeLeon Seizure	7203	1,863.85	0.30			1,864.15
	Rojas Seizure	7210	10,896.76	1.39			10,898.15
	Ewing Seizure	7213	10,703.79	1.38			10,705.17
	Roman Seizure	7301	5,258.04	0.61			5,258.65
	Barron Seizure	7308	4,965.55	0.61			4,966.16
	Guerrero Seizure	7309	15,290.95	1.98			15,292.93
	Villareal Seizure #2	7319	1,902.25	0.30			1,902.55
	Villareal Seizure #3	7320	1,664.09	0.30			1,664.39
	Bennett Seizure	7321	4,610.34	0.60			4,610.94
	Binning Heirs Trust Cause #4563	7406	2,222.37	0.30			2,222.67
	Cordele Church & Cemetery	7502	10,433.76	1.36			10,435.12
	Callis Receivership	7504	8,220.44	1.07			8,221.51
	Pct #4 Equipment Purchase	8800	4,739.92	0.60			4,740.52
	<b>TOTAL IN TEXPOOL</b>		<b>449,684.14</b>	<b>58.00</b>	<b>2.17</b>	<b>2.17</b>	<b>449,742.14</b>
	AVERAGE INTEREST		0.1657%				0.1564%

<u>INVESTMENTS</u>	NAME	ACC'T #	10/31/2012 BALANCE	INTEREST	DEPOSIT	WITHDRAW	11/30/2012 BALANCE
<b>Texas CLASS</b>			<b>504,018.67</b>	<b>79.26</b>			<b>504,097.93</b>
AVERAGE INTEREST			0.2100%				0.1900%
<b>Transfer Station Certificate of Deposit</b>	<b>Prosperity</b>		<b>17,618.53</b>				<b>17,618.53</b>
<b>DPS-Roque Seizure</b>	<b>Prosperity</b>		<b>475,406.17</b>	<b>584.52</b>			<b>475,990.69</b>
<b>DPS-Rodriguez Seizure</b>	<b>Prosperity</b>		<b>136,053.60</b>	<b>167.28</b>			<b>136,220.88</b>
<b>Depository Money Market</b>	<b>Prosperity</b>		<b>0.00</b>		<b>5,000,000.00</b>	<b>600,000.00</b>	<b>4,400,000.00</b>
			1.5100%				1.5100%
<b>DEPOSITORY BANK ACCOUNT INTEREST</b>				<b>4,601.69</b>			
<b>Cafeteria (Flexible Spending) Account</b>			<b>5,067.00</b>			<b>985.57</b>	<b>4,081.43</b>

This report is made in accordance with provisions of Government Code 2256 (Section 2256.023), the Public Funds Investment Act.

The investments held in the Jackson County portfolio comply with the Public Funds Investment Act and the County's investment policy and strategies.

This report is true and correct to the best of my knowledge and belief according to the records of this office.

Respectfully Submitted,



Mary Horton, CCT, CIO