



MINUTES OF COUNTY FINANCES
TREASURER'S REPORT

IN THE MATTER OF COUNTY
FINANCES IN THE HANDS OF
MARY HORTON, TREASURER
OF JACKSON COUNTY, TEXAS


COMMISSIONERS' COURT JACKSON
COUNTY, TEXAS IN REGULAR
SESSION AUGUST TERM 2012


IN ACCORDANCE with Section 114.026, Local Government Code, we, the undersigned, constituting the entire Commissioners' Court of said County, certify that on the 27th day of August 2012, at the Regular term of Court, we compared and examined the monthly report of Mary Horton, Treasurer of Jackson County, Texas, for July 2012, and finding the same correct, entered an order in the Minutes approving said report, which states total cash and other assets on hand as: \$10,199,965.33.


Dennis Simons, County Judge


Wayne Hunt, Commissioner Pct. 1


Wayne Bubela, Commissioner Pct. 2



Johnny E. Belicek, Commissioner Pct. 3


Larry Deyton, Commissioner Pct. 4

SWORN TO AND SUBSCRIBED BEFORE ME, by Dennis Simons, County Judge, and County Commissioners of said Jackson County, each respectively, on this the 27th day of August A.D., 2012.


Attest: Barbara Williams, County Clerk

FILED FOR RECORD THIS the 27th day of August A.D., 2012, and recorded on the 27th day of August A.D., 2012.


Barbara Williams, County Clerk and
Ex-Officio Clerk of the Commissioners'
Court in and for Jackson County, Texas.

By: _____
Deputy

		BEGINNING BALANCE	TOTAL DEBITS	TOTAL CREDITS	ENDING BALANCE	AVERAGE DAILY BALANCE
GENERAL						
10 -000-1020	CHANGE FUND/PETT	141.00	0.00	0.00	141.00	141.00
10 -000-1030	CASH IN BANK	5,478,828.96	165,866.02	528,160.32CR	5,116,534.66	5,338,852.81
10 -000-1034	CASH IN BANK -	6,945.63	2,451.85	6,492.13CR	2,905.35	7,490.90
10 -000-1040	CASH IN TEX POOL	246,012.49	31.02	0.00	246,043.51	246,015.90
10 -000-1042	CASH IN TEXAS CL	503,628.10	103.86	0.00	503,731.96	503,631.45
10 -000-1045	CASH IN T BILLS	0.00	0.00	0.00	0.00	0.00
10 -000-1046	CASH IN C.D.'S	17,605.25	0.00	0.00	17,605.25	17,605.25
10 -000-1051	CASH IN ESCROW-L	980.98	0.00	0.00	980.98	980.98
FUND 10 TOTAL		6,254,142.41	168,452.75	534,652.45CR	5,887,942.71	6,114,718.29
SALES TAX						
11 -000-1030	CASH IN BANK	1,481,363.92	76,296.08	0.00	1,557,660.00	1,529,986.31
11 -000-1040	CASH IN TEX POOL	4,785.64	0.57	0.00	4,786.21	4,785.66
FUND 11 TOTAL		1,486,149.56	76,296.65	0.00	1,562,446.21	1,534,771.97
PERMANENT IMPROVEMENT						
12 -000-1030	CASH IN BANK	316,722.42	202.96	0.00	316,925.38	316,728.97
12 -000-1040	CASH IN TEX POOL	1,025.54	0.00	0.00	1,025.54	1,025.54
FUND 12 TOTAL		317,747.96	202.96	0.00	317,950.92	317,754.51
COMMISSARY TELEPHONE						
15 -000-1030	CASH IN BANK	88,407.70	3,021.12	6,456.30CR	84,972.52	87,768.62
15 -000-1040	CASH IN TEXPOOL	4,000.82	0.42	0.82CR	4,000.42	4,000.23
FUND 15 TOTAL		92,408.52	3,021.54	6,457.12CR	88,972.94	91,768.85
COURT REPORTER SERVICES						
16 -000-1030	CASH IN BANK	6,489.08	255.00	0.00	6,744.08	6,574.73
FUND 16 TOTAL		6,489.08	255.00	0.00	6,744.08	6,574.73
DISTRICT ATTORNEY-HOT CHK						
17 -000-1030	CASH IN BANK	25,241.29	1,884.56	3,832.33CR	23,293.52	25,329.02
17 -000-1040	CASH IN TEX POOL	0.00	0.00	0.00	0.00	0.00
FUND 17 TOTAL		25,241.29	1,884.56	3,832.33CR	23,293.52	25,329.02

		BEGINNING BALANCE	TOTAL DEBITS	TOTAL CREDITS	ENDING BALANCE	AVERAGE DAILY BALANCE
ELECTIONS ADMINISTRATION						
18 -000-1030	CASH IN BANK	223.95	0.00	0.00	223.95	223.95
	FUND 18 TOTAL	<u>223.95</u>	<u>0.00</u>	<u>0.00</u>	<u>223.95</u>	<u>223.95</u>
FORFEITURE-DIST ATTORNEY						
19 -000-1030	CASH IN BANK	74,832.31	47.49	1,718.06CR	73,161.74	74,112.86
19 -000-1040	CASH IN TEXPOOL	9,034.76	0.98	0.00	9,035.74	9,034.79
	FUND 19 TOTAL	<u>83,867.07</u>	<u>48.47</u>	<u>1,718.06CR</u>	<u>82,197.48</u>	<u>83,147.65</u>
CAPITAL MURDER						
20 -000-1030	CASH IN BANK	0.00	0.00	0.00	0.00	0.00
20 -000-1040	CASH IN TEXPOOL	0.00	0.00	0.00	0.00	0.00
	FUND 20 TOTAL	<u>0.00</u>	<u>0.00</u>	<u>0.00</u>	<u>0.00</u>	<u>0.00</u>
FORFEITURE-SHERIFF						
21 -000-1030	CASH IN BANK	44,333.50	28.13	1,476.47CR	42,885.16	43,893.60
21 -000-1040	CASH IN TEXPOOL	5,641.64	0.63	0.00	5,642.27	5,641.66
	FUND 21 TOTAL	<u>49,975.14</u>	<u>28.76</u>	<u>1,476.47CR</u>	<u>48,527.43</u>	<u>49,535.26</u>
HEALTH						
22 -000-1020	CHANGE FUND/PETT	0.00	0.00	0.00	0.00	0.00
22 -000-1030	CASH IN BANK	5,543.67	2,500.00	2,100.00CR	5,943.67	4,969.48
22 -000-1040	CASH IN TEXPOOL	0.00	0.00	0.00	0.00	0.00
	FUND 22 TOTAL	<u>5,543.67</u>	<u>2,500.00</u>	<u>2,100.00CR</u>	<u>5,943.67</u>	<u>4,969.48</u>
TECHNOLOGY FUND						
23 -000-1030	CASH IN BANK	5,095.76	713.11	355.21CR	5,453.66	5,223.57
23 -000-1040	CASH IN TEXPOOL	0.00	0.00	0.00	0.00	0.00
	FUND 23 TOTAL	<u>5,095.76</u>	<u>713.11</u>	<u>355.21CR</u>	<u>5,453.66</u>	<u>5,223.57</u>
JUV PROB DISCRETIONARY						
24 -000-1030	CASH IN BANK	4,459.75	345.00	0.00	4,804.75	4,577.33
	FUND 24 TOTAL	<u>4,459.75</u>	<u>345.00</u>	<u>0.00</u>	<u>4,804.75</u>	<u>4,577.33</u>

		BEGINNING BALANCE	TOTAL DEBITS	TOTAL CREDITS	ENDING BALANCE	AVERAGE DAILY BALANCE
JUVENILE PROBATION GRANTS						
25 -000-1030	CASH IN BANK	49,420.12	10,229.40	6,848.11CR	52,801.41	49,004.68
25 -000-1040	CASH IN TEXPOOL	2,081.96	0.31	0.00	2,082.27	2,081.97
FUND 25	TOTAL	<u>51,502.08</u>	<u>10,229.71</u>	<u>6,848.11CR</u>	<u>54,883.68</u>	<u>51,086.65</u>
LAW LIBRARY						
26 -000-1030	CASH IN BANK	8,584.79	770.00	501.27CR	8,853.52	8,685.39
FUND 26	TOTAL	<u>8,584.79</u>	<u>770.00</u>	<u>501.27CR</u>	<u>8,853.52</u>	<u>8,685.39</u>
LEOSE-LAW ENF OFFICERS ED						
27 -000-1030	CASH IN BANK	4,726.97	0.00	590.84CR	4,136.13	4,555.44
FUND 27	TOTAL	<u>4,726.97</u>	<u>0.00</u>	<u>590.84CR</u>	<u>4,136.13</u>	<u>4,555.44</u>
LIBRARY-MEMORIAL FUND						
28 -000-1030	CASH IN BANK	56,107.38	2,412.12	3,029.86CR	55,489.64	56,362.67
28 -000-1040	CASH IN TEXPOOL	2,123.93	0.31	0.00	2,124.24	2,123.94
FUND 28	TOTAL	<u>58,231.31</u>	<u>2,412.43</u>	<u>3,029.86CR</u>	<u>57,613.88</u>	<u>58,486.61</u>
RECORDS MGT- COUNTY CLERK						
29 -000-1030	CASH IN BANK	71,321.02	4,510.00	12,525.54CR	63,305.48	67,399.54
29 -000-1040	CASH IN TEXPOOL	2,600.61	0.31	0.61CR	2,600.31	2,600.19
FUND 29	TOTAL	<u>73,921.63</u>	<u>4,510.31</u>	<u>12,526.15CR</u>	<u>65,905.79</u>	<u>69,999.73</u>
RECORDS MGT - COUNTY						
30 -000-1030	CASH IN BANK	30,081.82	671.12	625.97CR	30,126.97	30,084.46
30 -000-1040	CASH IN TEXPOOL	0.00	0.00	0.00	0.00	0.00
FUND 30	TOTAL	<u>30,081.82</u>	<u>671.12</u>	<u>625.97CR</u>	<u>30,126.97</u>	<u>30,084.46</u>
RECORDS MGT - DIST CLERK						
31 -000-1030	CASH IN BANK	3,172.04	454.16	179.73CR	3,446.47	3,283.19
31 -000-1040	CASH IN TEXPOOL	0.00	0.00	0.00	0.00	0.00
FUND 31	TOTAL	<u>3,172.04</u>	<u>454.16</u>	<u>179.73CR</u>	<u>3,446.47</u>	<u>3,283.19</u>

		BEGINNING BALANCE	TOTAL DEBITS	TOTAL CREDITS	ENDING BALANCE	AVERAGE DAILY BALANCE
SECURITY FUND						
32 -000-1030	CASH IN BANK	80,221.45	1,290.64	755.89CR	80,756.20	80,230.55
32 -000-1040	CASH IN TEXPOOL	5,001.20	0.57	1.20CR	5,000.57	5,000.37
FUND 32	TOTAL	85,222.65	1,291.21	757.09CR	85,756.77	85,230.92
APPELLATE JUDICIAL SYSTEM						
33 -000-1030	CASH IN BANK	0.00	0.00	0.00	0.00	0.00
FUND 33	TOTAL	0.00	0.00	0.00	0.00	0.00
CHILD ABUSE PREVENTION						
34 -000-1030	CASH IN BANK	2,168.19	52.00	0.00	2,220.19	2,186.45
FUND 34	TOTAL	2,168.19	52.00	0.00	2,220.19	2,186.45
CHILD WELFARE						
35 -000-1030	CASH IN BANK	7,792.98	4.99	0.00	7,797.97	7,793.14
35 -000-1040	CASH IN TEXPOOL	4,196.85	0.46	0.00	4,197.31	4,196.86
FUND 35	TOTAL	11,989.83	5.45	0.00	11,995.28	11,990.00
HISTORICAL COMMISSION						
36 -000-1030	CASH IN BANK	31,920.26	20.25	1,081.70CR	30,858.81	31,606.87
36 -000-1040	CASH IN TEX POOL	3,502.73	0.35	0.00	3,503.08	3,502.74
FUND 36	TOTAL	35,422.99	20.60	1,081.70CR	34,361.89	35,109.61
MEDIATION FUND						
37 -000-1030	CASH IN BANK	1,450.00	0.00	0.00	1,450.00	1,450.00
FUND 37	TOTAL	1,450.00	0.00	0.00	1,450.00	1,450.00
JURY						
38 -000-1030	CASH IN BANK	0.00	0.00	0.00	0.00	0.00
FUND 38	TOTAL	0.00	0.00	0.00	0.00	0.00
HIGHWAY						
40 -000-1030	CASH IN BANK	56,192.50CR	60,299.12	0.50CR	4,106.12	18,547.60CR
FUND 40	TOTAL	56,192.50CR	60,299.12	0.50CR	4,106.12	18,547.60CR

		BEGINNING BALANCE	TOTAL DEBITS	TOTAL CREDITS	ENDING BALANCE	AVERAGE DAILY BALANCE
ROAD & BRIDGE GEN NO. 1						
41 -000-1030	CASH IN BANK	142,555.41	5,083.71	36,447.78CR	111,191.34	130,638.97
41 -000-1040	CASH IN TEX POOL	14,997.83	1.67	0.00	14,999.50	14,997.88
FUND 41	TOTAL	<u>157,553.24</u>	<u>5,085.38</u>	<u>36,447.78CR</u>	<u>126,190.84</u>	<u>145,636.85</u>
ROAD & BRIDGE GEN NO. 2						
42 -000-1030	CASH IN BANK	220,006.81	138.50	29,635.38CR	190,509.93	208,732.76
42 -000-1040	CASH IN TEXPOOL	15,235.05	1.69	0.00	15,236.74	15,235.10
FUND 42	TOTAL	<u>235,241.86</u>	<u>140.19</u>	<u>29,635.38CR</u>	<u>205,746.67</u>	<u>223,967.86</u>
ROAD & BRIDGE GEN NO. 3						
43 -000-1030	CASH IN BANK	130,007.73	90.79	33,711.09CR	96,387.43	117,968.92
43 -000-1040	CASH IN TEX POOL	23,946.09	2.67	0.00	23,948.76	23,946.18
FUND 43	TOTAL	<u>153,953.82</u>	<u>93.46</u>	<u>33,711.09CR</u>	<u>120,336.19</u>	<u>141,915.10</u>
ROAD & BRIDGE GEN NO. 4						
44 -000-1030	CASH IN BANK	334,793.86	204.27	44,391.33CR	290,606.80	318,773.60
44 -000-1040	CASH IN TEX POOL	14,547.49	1.60	0.00	14,549.09	14,547.54
FUND 44	TOTAL	<u>349,341.35</u>	<u>205.87</u>	<u>44,391.33CR</u>	<u>305,155.89</u>	<u>333,321.14</u>
ROAD & BRIDGE LATERAL RD						
45 -000-1030	CASH IN BANK	15,903.43	0.00	9,637.18CR	6,266.25	9,547.06
FUND 45	TOTAL	<u>15,903.43</u>	<u>0.00</u>	<u>9,637.18CR</u>	<u>6,266.25</u>	<u>9,547.06</u>
PCT#1 BRIDGE REPLACEMENT						
46 -000-1030	CASH IN BANK	0.00	0.00	0.00	0.00	0.00
46 -000-1040	CASH IN TEX POOL	0.00	0.00	0.00	0.00	0.00
FUND 46	TOTAL	<u>0.00</u>	<u>0.00</u>	<u>0.00</u>	<u>0.00</u>	<u>0.00</u>
PCT#2 BRIDGE REPLACEMENT						
47 -000-1030	CASH IN BANK	0.00	0.00	0.00	0.00	0.00
47 -000-1040	CASH IN TEX POOL	0.00	0.00	0.00	0.00	0.00
FUND 47	TOTAL	<u>0.00</u>	<u>0.00</u>	<u>0.00</u>	<u>0.00</u>	<u>0.00</u>

		BEGINNING BALANCE	TOTAL DEBITS	TOTAL CREDITS	ENDING BALANCE	AVERAGE DAILY BALANCE
PCT#3 BRIDGE REPLACEMENT						
48 -000-1030	CASH IN BANK	0.00	0.00	0.00	0.00	0.00
48 -000-1040	CASH IN TEX POOL	0.00	0.00	0.00	0.00	0.00
FUND 48	TOTAL	<u>0.00</u>	<u>0.00</u>	<u>0.00</u>	<u>0.00</u>	<u>0.00</u>
PCT#4 BRIDGE REPLACEMENT						
49 -000-1030	CASH IN BANK	0.00	0.00	0.00	0.00	0.00
49 -000-1040	CASH IN TEX POOL	0.00	0.00	0.00	0.00	0.00
FUND 49	TOTAL	<u>0.00</u>	<u>0.00</u>	<u>0.00</u>	<u>0.00</u>	<u>0.00</u>
PCT#1 EQUIPMENT REPLACMNT						
50 -000-1030	CASH IN BANK	0.95	0.00	0.00	0.95	0.95
50 -000-1040	CASH IN TEX POOL	0.00	0.00	0.00	0.00	0.00
FUND 50	TOTAL	<u>0.95</u>	<u>0.00</u>	<u>0.00</u>	<u>0.95</u>	<u>0.95</u>
PCT#2 EQUIPMENT REPLACMNT						
51 -000-1030	CASH IN BANK	22,736.57	14.57	0.00	22,751.14	22,737.04
51 -000-1040	CASH IN TEX POOL	0.00	0.00	0.00	0.00	0.00
FUND 51	TOTAL	<u>22,736.57</u>	<u>14.57</u>	<u>0.00</u>	<u>22,751.14</u>	<u>22,737.04</u>
PCT#3 EQUIPMENT REPLACMNT						
52 -000-1030	CASH IN BANK	15,627.72	10.01	0.00	15,637.73	15,628.04
52 -000-1040	CASH IN TEX POOL	0.00	0.00	0.00	0.00	0.00
FUND 52	TOTAL	<u>15,627.72</u>	<u>10.01</u>	<u>0.00</u>	<u>15,637.73</u>	<u>15,628.04</u>
PCT#4 EQUIPMENT REPLACMNT						
53 -000-1030	CASH IN BANK	73,429.11	47.05	0.00	73,476.16	73,430.63
53 -000-1040	CASH IN TEX POOL	4,737.52	0.57	0.00	4,738.09	4,737.54
FUND 53	TOTAL	<u>78,166.63</u>	<u>47.62</u>	<u>0.00</u>	<u>78,214.25</u>	<u>78,168.17</u>
CONSTRUCTION GRANTS						
55 -000-1030	CASH IN BANK	103,321.50	0.00	103,321.50CR	0.00	26,663.61
55 -000-1050	CASH-COMMUNITY A	0.00	0.00	0.00	0.00	0.00
FUND 55	TOTAL	<u>103,321.50</u>	<u>0.00</u>	<u>103,321.50CR</u>	<u>0.00</u>	<u>26,663.61</u>

		BEGINNING BALANCE	TOTAL DEBITS	TOTAL CREDITS	ENDING BALANCE	AVERAGE DAILY BALANCE
MAURITZ CAMP FUND						
56 -000-1030	CASH IN BANK	10,341.42	6.63	0.00	10,348.05	10,341.63
56 -000-1040	CASH IN TEXPOOL	942.24	0.00	0.00	942.24	942.24
FUND 56	TOTAL	<u>11,283.66</u>	<u>6.63</u>	<u>0.00</u>	<u>11,290.29</u>	<u>11,283.87</u>
ABANDONED MOTOR VEHICLE						
57 -000-1030	CASH IN BANK	7,391.42	0.00	0.00	7,391.42	7,391.42
57 -000-1040	CASH IN TEXPOOL	4,123.07	0.44	0.86CR	4,122.65	4,122.44
57 -000-1055	CASH IN BANK - A	1,000.00	0.00	0.00	1,000.00	1,000.00
FUND 57	TOTAL	<u>12,514.49</u>	<u>0.44</u>	<u>0.86CR</u>	<u>12,514.07</u>	<u>12,513.86</u>
RECYCLING GRANT						
58 -000-1030	CASH IN BANK	0.00	0.00	0.00	0.00	0.00
FUND 58	TOTAL	<u>0.00</u>	<u>0.00</u>	<u>0.00</u>	<u>0.00</u>	<u>0.00</u>
TIFB GRANT						
59 -000-1030	CASH IN BANK	0.00	0.00	0.00	0.00	0.00
FUND 59	TOTAL	<u>0.00</u>	<u>0.00</u>	<u>0.00</u>	<u>0.00</u>	<u>0.00</u>
COASTAL IMPCT ASSISTANCE						
72 -000-1030	CASH IN BANK	1,634.58	0.00	0.00	1,634.58	1,634.58
FUND 72	TOTAL	<u>1,634.58</u>	<u>0.00</u>	<u>0.00</u>	<u>1,634.58</u>	<u>1,634.58</u>
AIRPORT						
80 -000-1030	CASH IN BANK	49,900.31	31.60	2,013.24CR	47,918.67	49,311.29
80 -000-1032	CLEARING	0.00	0.00	0.00	0.00	0.00
80 -000-1040	CASH IN TEXPOOL	4,976.16	0.57	0.00	4,976.73	4,976.18
FUND 80	TOTAL	<u>54,876.47</u>	<u>32.17</u>	<u>2,013.24CR</u>	<u>52,895.40</u>	<u>54,287.47</u>
JAIL COMMISSARY						
81 -000-1030	CASH IN BANK	1,419.38	0.75	876.84CR	543.29	1,164.84
81 -000-1040	CASH IN TEXPOOL	275.61	0.00	0.00	275.61	275.61
FUND 81	TOTAL	<u>1,694.99</u>	<u>0.75</u>	<u>876.84CR</u>	<u>818.90</u>	<u>1,440.45</u>

	BEGINNING BALANCE	TOTAL DEBITS	TOTAL CREDITS	ENDING BALANCE	AVERAGE DAILY BALANCE
PASSPORT PICTURE FUND					
82 -000-1030 CASH IN BANK	0.00	0.00	0.00	0.00	0.00
FUND 82 TOTAL	<u>0.00</u>	<u>0.00</u>	<u>0.00</u>	<u>0.00</u>	<u>0.00</u>
STATE FEES					
88 -000-1030 CASH IN BANK	85,525.09	28,158.38	80,855.24CR	32,828.23	90,776.24
FUND 88 TOTAL	<u>85,525.09</u>	<u>28,158.38</u>	<u>80,855.24CR</u>	<u>32,828.23</u>	<u>90,776.24</u>
TRUST INVESTMENT					
89 -000-1020 CASH- WILBREEZE	0.00	0.00	0.00	0.00	0.00
89 -000-1030 CASH IN BANK	396.62	0.00	490.00CR	93.38CR	33.07
89 -000-1040 CASH IN TEXPOOL	75,411.88	8.88	0.00	75,420.76	75,412.17
89 -000-1061 CASH IN MONEY MA	608,387.10	772.95	0.00	609,160.05	608,412.03
FUND 89 TOTAL	<u>684,195.60</u>	<u>781.83</u>	<u>490.00CR</u>	<u>684,487.43</u>	<u>683,857.27</u>
DISTRICT CLERK RESRV ACCT					
90 -000-1030 CASH IN BANK	124,568.68	15.00	745.17CR	123,838.51	124,243.47
90 -000-1040 CASH IN TEXPOOL	0.00	0.00	0.00	0.00	0.00
FUND 90 TOTAL	<u>124,568.68</u>	<u>15.00</u>	<u>745.17CR</u>	<u>123,838.51</u>	<u>124,243.47</u>
CNTYWIDE DRAINAGE DIST					
92 -000-1030 CASH IN BANK	20.87	9,375.27	9,396.14CR	0.00	1,526.95
92 -000-1040 CASH IN TEXPOOL	0.00	0.00	0.00	0.00	0.00
FUND 92 TOTAL	<u>20.87</u>	<u>9,375.27</u>	<u>9,396.14CR</u>	<u>0.00</u>	<u>1,526.95</u>
OFFICE FEE ACCOUNT					
93 -000-1030 CASH IN BANK	0.00	0.00	0.00	0.00	0.00
FUND 93 TOTAL	<u>0.00</u>	<u>0.00</u>	<u>0.00</u>	<u>0.00</u>	<u>0.00</u>
OMNIBASE COLLECTION FUND					
94 -000-1030 CASH IN BANK	0.00	0.00	0.00	0.00	0.00
FUND 94 TOTAL	<u>0.00</u>	<u>0.00</u>	<u>0.00</u>	<u>0.00</u>	<u>0.00</u>
REPORT TOTALS	<u>10,749,787.46</u>	<u>378,432.48</u>	<u>928,254.61CR</u>	<u>10,199,965.33</u>	<u>10,561,345.44</u>

Pledge Security Listing
July 31, 2012

Cusip	ID	Description	Safekeep	Receipt	Face	Current Par	Cpn	Call	Mature	Moody	S&P	Fitch	F115	Book	Market	Gain
JACKSON COUNTY																
31335HQ30	863	FHLMC C90474	FHLB	xxx	1,057,687	24,753	7.00		08/01/21	AAA	AA+	AAA	HTM	24,769.91	26,865.14	2,095.23
31400EFU9	1115	FNMA 685179	FHLB	xxx	9,500,000	1,238,337	5.00		03/01/18	AAA	AA+	AAA	HTM	1,240,272.90	1,322,702.77	82,429.87
3128H4SR1	1176	FHLMC E96828	FHLB	xxx	2,113,672	49,936	4.50		06/01/13	AAA	AA+	AAA	HTM	49,939.54	50,656.85	717.32
31371LF53	1189	FNMA 254988	FHLB	x	4,620,668	164,796	4.00		11/01/13	AAA	AA+	AAA	HTM	164,798.09	166,873.43	2,075.34
31283KT40	1194	FHLMC G11471	FHLB	x	12,320,786	397,272	4.00		11/01/13	AAA	AA+	AAA	HTM	397,265.37	403,445.76	6,180.39
3128MBNA1	2047	FHLMC G12885	FHLB	x	8,737,093	2,270,622	5.00		06/01/21	AAA	AA+	AAA	HTM	2,270,475.74	2,457,948.11	187,472.37
3128MBTJ6	2412	FHLMC G13053	FHLB	x	13,200,000	3,189,353	4.50		04/01/23	AAA	AA+	AAA	HTM	3,217,438.18	3,405,352.33	187,914.15
31416XHX1	2473	FNMA AB2045	FHLB	x	2,997,642	2,109,451	3.50		01/01/21	AAA	AA+	AAA	HTM	2,130,807.36	2,243,451.24	112,643.87
31416XHX1	2473	FNMA AB2045	FHLB	x	749,411	527,363	3.50		01/01/21	AAA	AA+	AAA	HTM	532,701.84	560,862.81	28,160.97
31417ADJ5	2493	FNMA AB3704	FHLB	x	8,535,819	7,052,054	3.00		10/01/21	AAA	AA+	AAA	HTM	7,270,143.33	7,444,148.08	174,004.76
3138AXXQ9	2516	FNMA AJ6086	FHLB	x	1,100,000	1,026,124	3.00		12/01/26	AAA	AA+	AAA	HTM	1,051,407.18	1,081,239.20	29,832.02
3138AXXQ9	2516	FNMA AJ6086	FHLB	x	3,300,000	3,078,371	3.00		12/01/26	AAA	AA+	AAA	HTM	3,154,221.54	3,243,717.60	89,496.06
649: JACKSON COUNTY					68,232,777	21,128,432								21,504,240.97	22,407,263.31	903,022.34

Reference to Interest Rate Shifts represent a shift in the Treasury Curve. Actual Market Yield shift on Individual Securities may differ. See the report 'Market Yield Shift Assumptions' for more information.

Other Reports



1-800-922-9850, mcplanning.com

s:\Operational Departments\Accounting Department\Portfolio\mcp portfolio files\PledgeRptb72012.csv
Version 12/12/2011

Report Set Page # 192
07/31/12 - 3:35:22 PM

Although the information in this report has been obtained from sources believed to be reliable, it's accuracy cannot be guaranteed

<u>INVESTMENTS</u>			06/30/2012				07/31/2012
	NAME	ACC'T #	BALANCE	INTEREST	DEPOSIT	WITHDRAW	BALANCE
	Road & Bridge Precinct #1	1100	14,997.83	1.67			14,999.50
	Road & Bridge Precinct #2	1200	15,235.05	1.69			15,236.74
	Road & Bridge Precinct #3	1300	23,946.09	2.67			23,948.76
	Road & Bridge Precinct #4	1400	14,547.49	1.60			14,549.09
	General	1500	246,014.15	27.53	1.83		246,043.51
	Historical Commission	1700	3,502.73	0.35			3,503.08
	Child Welfare	1800	4,196.85	0.46			4,197.31
	Sales Tax	2500	4,785.64	0.57			4,786.21
	Brackenridge School	4200	2,123.93	0.31			2,124.24
	Sheriff Forfeiture	4600	5,641.64	0.63			5,642.27
	District Attorney Forfeiture	4700	9,034.76	0.98			9,035.74
	Security Fund	5100	5,000.60	0.57		0.60	5,000.57
	Juvenile Probation Grants	5300	2,081.96	0.31			2,082.27
	Permanent Improvement	5500	1,025.54				1,025.54
	Abandoned Motor Vehicle	5700	4,122.69	0.44		0.48	4,122.65
	Records Management (Clerk only)	5800	2,600.30	0.31		0.30	2,600.31
	Airport	6000	4,976.16	0.57			4,976.73
	Jail Commissary	6300	275.61				275.61
	Commissary Telephone	6400	4,000.45	0.42		0.45	4,000.42
	Boys Scouts/Camp Mauritz	7100	942.24				942.24
	Moore Seizure	7104	2,465.68	0.31			2,465.99
	DeLeon Seizure	7203	1,862.63	0.30			1,862.93
	Rojas Seizure	7210	10,891.38	1.26			10,892.64
	Ewing Seizure	7213	10,698.49	1.24			10,699.73
	Roman Seizure	7301	5,255.52	0.58			5,256.10
	Barron Seizure	7308	4,963.12	0.57			4,963.69
	Guerrero Seizure	7309	15,283.38	1.69			15,285.07
	Villareal Seizure #2	7319	1,901.03	0.30			1,901.33
	Villareal Seizure #3	7320	1,662.91	0.26			1,663.17
	Binning Heirs Trust Cause #4563	7406	2,221.14	0.31			2,221.45
	Cordele Church & Cemetery	7502	10,428.56	1.18			10,429.74
	Callis Receivership	7504	7,778.04	0.88			7,778.92
	Pct #4 Equipment Purchase	8800	4,737.52	0.57			4,738.09
	TOTAL IN TEXPOOL		449,201.11	50.53	1.83	1.83	449,251.64

<u>INVESTMENTS</u>			06/30/2012				07/31/2012
	NAME	ACCT #	BALANCE	INTEREST	DEPOSIT	WITHDRAW	BALANCE
	AVERAGE INTEREST		0.1395%				0.1316%
	Texas CLASS		503,628.10	103.86			503,731.96
	AVERAGE INTEREST		0.2600%				0.2400%
	Transfer Station Certificate of Deposit	Prosperity	17,605.25				17,605.25
	DPS-Roque Seizure		473,017.19	600.96			473,618.15
	DPS-Rodriguez Seizure		135,369.91	171.99			135,541.90
			1.5000%				1.5000%
DEPOSITORY BANK ACCOUNT INTEREST							
	Cafeteria (Flexible Spending) Account		15,262.48		252.00	4,883.40	10,631.08

This report is made in accordance with provisions of Government Code 2256 (Section 2256.023), the Public Funds Investment Act.

The investments held in the Jackson County portfolio comply with the Public Funds Investment Act and the County's investment policy and strategies.

This report is true and correct to the best of my knowledge and belief according to the records of this office.

Respectfully Submitted,



Mary Horton, CCT, CIO