JACKSON COUNTY, TEXAS
2017 BUDGET

AS FILED WITH THE COUNTY CLERK ON AUGUST 11, 2016
And
APPROVED BY COMMISSIONERS COURT ON SEPTEMBER 12, 2016

FOR: Dennis Simons, Wayne Hunt, Wayne Bubela, Johnny Belicek, Dennis Karl
AGAINST:
PRESENT and not voting:
ABSENT:

This budget will raise more revenue from property taxes than last year's budget by $73,583.63, which is a 1.2% increase from last year's budget. The property tax revenue to be raised from the new property added to the tax roll this year is $34,608.46

	Proposed	Actual
Tax Rate Year	2016	2015
Budget Year	2017	2016
Total Tax Rate	**0.3986**	**0.3851**
Effective Tax Rate	0.3986	0.3851
Effective M&O Rate	0.4628	0.4617
Rollback Tax Rate *	0.4439	0.4271
No Bonded Debt Outstanding		

**Adjusted for 0.50% Sales Tax*

THE STATE OF TEXAS §
COUNTY OF JACKSON §

Budget for the Fiscal Year 2017

This budget is submitted in accordance with section 111.006 of the Texas Government Code.

Based on the 2016 Estimated Assessed Valuation of $1,503,686,501 and Deductions for Delinquencies of 2%, a Tax Levy thereon will Produce Approximately $ 147,367 per one Penny Tax Levy.

Jackson County previously enacted an over 65 and disabled tax freeze which effects total taxes collected.

Jackson County's budget includes *only* Jackson County revenues, expenditures and other information though Jackson County County-Wide Drainage District's tax rate is considered when determining Jackson County's Effective and/or Roll Back Rate.

APPROVED this the 12th day of **September, 2016**

DENNIS SIMONS
COUNTY JUDGE
JACKSON COUNTY, TEXAS

FILED September 12, 2016 @ 10:09 am
BARBARA EARL, Clerk of County Court
JACKSON COUNTY, TEXAS
BY Barbara Earl

BUDGET CERTIFICATE

THE STATE OF TEXAS §
COUNTY OF JACKSON §

Budget for the Fiscal Year 2017

We Dennis Simons, County Judge; Barbara Earl, County Clerk; and Michelle Darilek, County Auditor, of Jackson County, Texas, do hereby certify that the attached budget is a true and correct copy of the 2017 Fiscal Year Budget of Jackson County, Texas as passed and approved by the Commissioners' Court of said county on the 12th day of September, 2016. The same appears on file in the office of the County Clerk of said County.

Dennis Simons, County Judge

Barbara Williams, County Clerk

Michelle Darilek, County Auditor

SWORN TO AND SUBCRIBED before me on this 12th day of September, 2016.

Notary Public in and for
the State of Texas

JUDY LUNDY
Notary Public
STATE OF TEXAS
My Comm. Exp. 02-19-2019

2016
TAX ROLL APPROVAL AND TAX LEVY RESOLUTION

WHEREAS, assessment and renditions of all taxable property in the County of Jackson have been made for the tax year 2016 by the Jackson County Appraisal District:

NOW, THEREFORE, BE IT RESOLVED BY THE COMMISSIONERS OF THE COUNTY OF JACKSON:

Section 1. That assessment and renditions for the tax year 2016 on all taxable property of the County of Jackson are hereby approved.

Section 2. That the total tax rate to be levied for the County of Jackson for the tax year 2016, be and is hereby set at **$ 0.4768** per $100 valuation with an assessment ratio of 100 percent, to be assessed and collected by the Tax Assessor-Collector for Jackson County as follows:

$ 0.3986 per $100 valuation for the purpose of the County Ad Valorem maintenance and operations.

$ 0.0782 per $100 valuation for the purpose of the County flood control maintenance and operations.

Section 3. **THIS TAX RATE WILL RAISE MORE TAXES FOR MAINTENANCE AND OPERATIONS THAN LAST YEAR'S TAX RATE.**

Section 4. That on this date, September 12, 2016, this resolution shall take effect from and after its passage as provided.

September 12, 2016

DATE

Dennis Simons
JACKSON COUNTY JUDGE

ATTEST:

COUNTY CLERK

COUNTY OF JACKSON
2017 BUDGET
TABLE OF CONTENTS

DESCRIPTION	PAGE	FUND
Annual Ad Valorem Revenue	**I**	
Budget Recap Report	**II**	
Revenues By Fund	**III**	
Expenditures by Fund	**IV**	
Expenditures by Fund - Chart	**V**	
General Fund Revenues and Expenditures	**VI**	
General Fund Expenditures By Function-Chart	**VII**	
Road & Bridge Expenditures	**VIII**	

DESCRIPTION	PAGE	FUND
GENERAL FUND		
Revenues	1	10
County Judge	3	10-400
Commissioners' Court	4	10-401
Elections/HAVA	5	10-402
County Clerk	6	10-403
Emergency Management	7	10-406
Non-Departmental	8	10-409
District Court	9	10-435
Court Expense	10	10-436
Criminal District Attorney	11	10-437
District Clerk	12	10-450
Justice of the Peace, Precinct #1	13	10-455
Justice of the Peace, Precinct #2	14	10-456
Jury	15	10-466
County Auditor	16	10-495
County Treasurer	17	10-497
Tax Assessor/Collector	18	10-499
Public Facilities	19	10-510
Fire Protection	21	10-543
EMS/"Jaws"	22	10-545
Constable, Precinct #1	23	10-551
Constable, Precinct #2	24	10-552
Sheriff	25	10-560
Corrections	27	10-561
LNRA Security Contract	29	10-562
Juvenile Probation	30	10-570
24th Judicial District/Adult Probation	31	10-578
DPS/Troopers	32	10-581
DPS/License & Weight	33	10-582
Sanitation	34	10-595
Permitting & Inspection	35	10-600

COUNTY OF JACKSON
2017 BUDGET
TABLE OF CONTENTS

DESCRIPTION	PAGE	FUND
GENERAL Continued		
Health & Human Services	36	10-640
County Library	37	10-650
Parks	38	10-660
Ag Extension Service	39	10-665
U.S. Soil Conservation Service	40	10-670
Other Financing Sources/Uses	40	10-700
Permanent Improvement	41	12
Commissary Telephone	43	15
District Attorney Hot Check	46	17
Elections Administration	48	18
Forfeiture, District Attorney	50	19
Forfeiture, Sheriff	53	21
Technology Fund	55	23
Juvenile Probation Discretionary	59	24
Juvenile Probation Grants		
Revenues	61	25
Basic Probation & Supervision	62	25-571
Community Programs	63	25-572
Title IVE	64	25-575
Pre & Post Adjudication	65	25-577
Commitment Diversion	66	25-579
Mental Health	67	25-580
Law Library	68	26
LEOSE, Law Enforcement Officers Ed		
Revenues	70	27-334
Constable, Precinct #1 - Expenditures	71	27-551
Constable, Precinct #2 - Expenditures	72	27-552
Sheriff - Expenditures	73	27-560
Library Memorial Fund	74	28
Records Management, County Clerk	77	29
Records Management, County	80	30
Records Management, District Clerk	83	31
Security Fund	86	32
Child Abuse Prevention	88	34
Child Welfare	35	35
Historical Commission	92	36
Mediation Fund	94	37
Bridge Replacement	95	39
Highway	97	40

COUNTY OF JACKSON
2017 BUDGET
TABLE OF CONTENTS

DESCRIPTION	PAGE	FUND
Road & Bridge, General, Precinct #1	103	41
Road & Bridge, General, Precinct #2	107	42
Road & Bridge, General, Precinct #3	110	43
Road & Bridge, General, Precinct #4	113	44
Road & Bridge, Lateral Road	116	45
Precinct #1 Equipment Replacement	121	50
Precinct #2 Equipment Replacement	124	51
Precinct #3 Equipment Replacement	127	52
Precinct #4 Equipment Replacement	130	53
Construction Grants	132	55
Mauritz Camp Fund	134	56
Abandoned Motor Vehicle	136	57
Coastal Impact Assistance	138	72
Airport	140	80
Jail Commissary	142	81
County-Wide Drainage District	144	92
CAPTIAL OUTLAY	171	

COUNTY OF JACKSON
BUDGET
FISCAL YEAR ENDING
SEPTEMBER 30, 2017

COMPARISON OF ANNUAL AD VALOREM REVENUE

	FISCAL 2012 BUDGET	***FISCAL 2013 BUDGET***	***FISCAL 2014 BUDGET***	***FISCAL 2015 BUDGET***	***FISCAL 2016 BUDGET***	***FISCAL 2017 BUDGET***
MARKET VALUE	$ 1,143,794,108	$ 1,208,126,404	$ 1,327,322,899	$ 1,501,353,021	$ 1,539,680,171	$ 1,503,686,501
RATE	0.4523	0.4326	0.3866	0.3866	0.3851	0.3986
EXPECTED AD VALOREM BEFORE OVER 65 AND DISABLED "FROZEN" TAXES	$ 5,173,381	$ 5,226,355	$ 5,131,430	$ 5,804,231	$ 5,929,308	$ 5,993,694
OVER 65 AND DISABLED TAXES	$ 271,894	$ 285,305	$ 287,650	$ 297,735	$ 303,336	$ 314,035
TOTAL EXPECTED AD VALOREM ASSESSED	$ 5,445,275	$ 5,511,660	$ 5,419,080	$ 6,101,966	$ 6,232,644	$ 6,307,729
COLLECTION RATE	98%	98%	98%	98%	98%	98%
TOTAL EXPECTED AD VALOREM COLLECTED	**$ 5,336,369**	**$ 5,401,427**	**$ 5,310,698**	**$ 5,979,926**	**$ 6,107,991**	**$ 6,181,574**

JACKSON COUNTY
BUDGET RECAP REPORT - RECOMMENDED AMOUNTS
AS OF: SEPTEMBER 30TH, 2016

FUND	RECOMMENDED REVENUES	ENDING FUND BALANCE	AVAILABLE FUNDS	RECOMMENDED EXPENDITURES
10 -GENERAL	8,402,844.00	4,067,839.57	12,470,683.57	9,860,159.00
12 -PERMANENT IMPROVEMENT	32,915.00	921,685.39	954,600.39	204,600.00
15 -COMMISSARY TELEPHONE	36,000.00	40,842.84	76,842.84	76,202.00
17 -DISTRICT ATTORNEY-HOT CHK	1,100.00	1,760.84	2,860.84	1,765.00
18 -ELECTIONS ADMINISTRATION	0.00	1,631.28	1,631.28	1,631.00
19 -FORFEITURE-DIST ATTORNEY	2,950.00	248,006.19	250,956.19	30,301.00
21 -FORFEITURE-SHERIFF	50.00	31,435.71	31,485.71	3,957.00
23 -TECHNOLOGY FUND	8,465.00	3,933.90	12,398.90	12,365.00
24 -JUV PROB DISCRETIONARY	2,700.00	757.73	3,457.73	3,457.00
25 -JUVENILE PROBATION GRANTS	126,761.00	2,509.31	129,270.31	127,973.00
26 -LAW LIBRARY	7,300.00	2,177.53	9,477.53	8,500.00
27 -LEOSE-LAW ENF OFFICERS ED	3,586.00	2,634.36	6,220.36	6,220.00
28 -LIBRARY-MEMORIAL FUND	6,200.00	6,538.00	12,738.00	7,800.00
29 -RECORDS MGT- COUNTY CLERK	62,700.00	74,945.32	137,645.32	96,433.00
30 -RECORDS MGT - COUNTY	8,100.00	9,815.01	17,915.01	12,671.00
31 -RECORDS MGT - DIST CLERK	5,400.00	6,004.76	11,404.76	8,340.00
32 -SECURITY FUND	12,850.00	57,295.84	70,145.84	52,510.00
34 -CHILD ABUSE PREVENTION	975.00	531.50	1,506.50	1,000.00
35 -CHILD WELFARE	17.00	9,012.37	9,029.37	2,500.00
36 -HISTORICAL COMMISSION	1,698.00	31,972.97	33,670.97	31,538.00
37 -MEDIATION FUND	0.00	1,450.00	1,450.00	0.00
39 -BRIDGE REPLACEMENT	50,000.00	57,975.00	107,975.00	107,975.00
40 -HIGHWAY	580,450.00	14,323.14	594,773.14	594,771.00
41 -ROAD & BRIDGE GEN NO. 1	491,835.00	63,617.25	555,452.25	555,435.00
42 -ROAD & BRIDGE GEN NO. 2	538,396.00	80,457.32	618,853.32	618,796.00
43 -ROAD & BRIDGE GEN NO. 3	424,984.00	29,312.81	454,296.81	454,284.00
44 -ROAD & BRIDGE GEN NO. 4	700,908.00	65,578.94	766,486.94	766,408.00
45 -ROAD & BRIDGE LATERAL RD	20,936.00	0.00	20,936.00	20,936.00
50 -PCT#1 EQUIPMENT REPLACMNT	21,050.00	33,149.87	54,199.87	54,199.00
51 -PCT#2 EQUIPMENT REPLACMNT	21,100.00	93,669.93	114,769.93	114,770.00
52 -PCT#3 EQUIPMENT REPLACMNT	20,210.00	38,857.72	59,067.72	59,067.00
53 -PCT#4 EQUIPMENT REPLACMNT	21,600.00	58,699.79	80,299.79	80,299.00
57 -ABANDONED MOTOR VEHICLE	2,000.00	5,829.28	7,829.28	6,827.00
72 -COASTAL IMPCT ASSISTANCE	100.00	4,183.21	4,283.21	4,270.00
80 -AIRPORT	10,549.00	(1,793.42)	8,755.58	8,755.00
81 -JAIL COMMISSARY	8,500.00	2,005.06	10,505.06	10,505.00
92 -CNTYWIDE DRAINAGE DIST	1,234,263.00	0.42	1,234,263.42	1,234,263.00
GRAND TOTAL - ALL FUNDS	12,869,492.00	6,068,646.74	18,938,138.74	15,241,482.00

*** END OF REPORT ***

COUNTY OF JACKSON

BUDGETED REVENUES BY FUND

FISCAL YEAR ENDING SEPTEMBER 30, 2017

	2015 Actual	2016 Amended Budget	2017 Budget
General	8,545,161	8,415,641	8,402,844
Permanent Improvement	351	350	1,980
Commissary Telephone	55,042	48,000	36,000
District Attorney Hot Check	1,021	1,100	1,100
Elections Administration	-	800	-
District Attorney Forfeiture	565	2,950	2,950
Sheriff Forfeiture	76	50	50
Court Technology Fund	8,584	9,400	8,465
Juvenile Probation Discretionary	4,282	2,700	2,700
Juvenile Probation State Grants	126,229	125,276	126,761
Law Library	7,830	7,400	7,300
Law Enforcement Officers Education	3,492	3,492	3,586
Memorial Library	6,056	7,080	6,200
Records Management	74,278	60,700	62,700
County Records Management	7,809	8,000	8,100
District Clerk Records Management	5,618	4,950	5,400
Security Fees	13,528	13,544	12,850
Child Abuse Prevention & Family Protection	1,038	1,000	975
Child Welfare	19	20	17
Historical Commission	1,452	160	160
Bridge Replacement	-	-	-
Highway	1,001,470	809,199	580,450
Road & Bridge Operating #1	7,094	7,997	1,100
Road & Bridge Operating #2	7,771	9,222	1,200
Road & Bridge Operating #3	1,721	7,422	500
Road & Bridge Operating #4	12,898	8,022	1,500
Road & Bridge Lateral Roads	20,946	20,944	20,936
Road & Bridge Equipment Replacement #1	7,453	7,209	1,050
Road & Bridge Equipment Replacement #2	171	1,600	1,100
Road & Bridge Equipment Replacement #3	1	200	210
Road & Bridge Equipment Replacement #4	4,248	1,600	1,600
Construction Grants	177,158	-	-
Maurtiz Camp	15	-	-
Abandoned Motor Vehicle	2,455	4,940	2,000
Coastal Impact Assistance	937,115	28,092	100
Airport	6,662	4,656	10,549
Jail Commissary	10,589	8,500	8,500
County Wide Drainage District	1,204,924	1,220,327	1,234,263
TOTAL BUDGETED REVENUES BY FUND	12,265,122	10,852,543	10,555,196

Excludes interfund transfers

COUNTY OF JACKSON

BUDGETED EXPENDITURES BY FUND

FISCAL YEAR ENDING SEPTEMBER 30, 2017

	2015 Actual	2016 Amended Budget	2017 Budget
General	7,356,741	8,110,432	8,010,612
Permanent Improvement	144,026	245,700	204,600
Commissary Telephone	52,614	98,225	76,202
District Attorney Hot Check	5,058	1,677	1,765
Elections Administration	-	1,664	1,631
District Attorney Forfeiture	25,429	31,377	30,301
Sheriff Forfeiture	8,743	4,063	3,957
Justice Court Technology Fund	7,295	13,862	12,365
Juvenile Probation Discretionary	1,975	4,000	3,457
Juvenile Probation State Grants	128,545	131,751	127,973
Law Library	16,083	8,550	8,500
Law Enforcement Officers Education	5,203	5,625	6,220
Memorial Library	6,781	8,800	7,800
Records Management	38,783	96,131	96,433
County Records Management	6,380	27,481	12,671
District Clerk Records Management	5,285	3,600	8,340
Security Fees	16,113	50,628	52,510
Child Abuse Prevention & Family Protection	1,500	1,500	1,000
Child Welfare	337	2,500	2,500
Historical Commission	1,238	31,100	31,538
Bridge Replacement	42,025	57,975	107,975
Highway	538,963	414,319	130,022
Road & Bridge Operating #1	573,163	545,828	555,435
Road & Bridge Operating #2	641,115	630,275	618,796
Road & Bridge Operating #3	372,266	460,484	454,284
Road & Bridge Operating #4	530,338	913,570	766,408
Road & Bridge Lateral Roads	20,946	20,944	20,936
Road & Bridge Equipment Replacement #1	-	60,245	54,199
Road & Bridge Equipment Replacement #2	19,765	92,374	114,770
Road & Bridge Equipment Replacement #3	90,758	43,666	59,067
Road & Bridge Equipment Replacement #4	43,530	227,469	80,299
Construction Grants	177,158	-	-
Maurtiz Camp	11,381	-	-
Abandonded Motor Vehicle	19,373	10,998	6,827
Coastal Impact Assistance	997,898	31,321	4,270
Airport	7,113	11,130	8,755
Jail Commissary	9,500	10,874	10,505
County Wide Drainage District	1,204,924	1,220,327	1,234,263
TOTAL BUDGETED EXPENDITURES BY FUND	13,128,345	13,630,465	12,927,186

Exludes interfund transfers

COUNTY OF JACKSON

BUDGETED EXPENDITURES BY FUNDS

FISCAL YEAR ENDING SEPTEMBER 30, 2017

Road & Bridge Funds	2,962,191
General Funds	8,215,212
Special Revenue	496,260
Enterprise Funds	19,260
County Wide Drainage District	1,234,263
	12,927,186 *

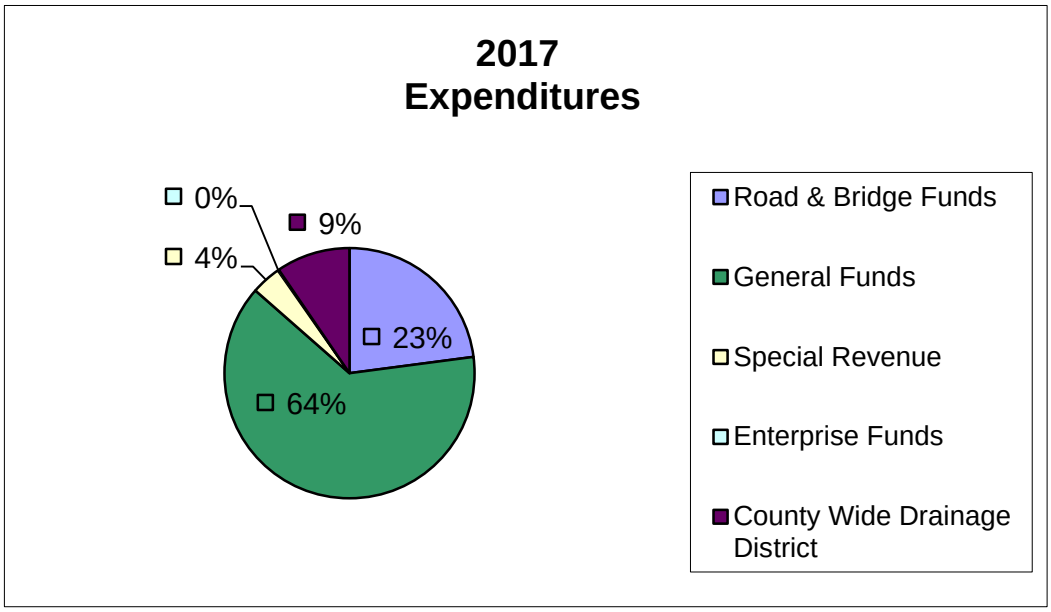

General Funds: General, Permanent Improvement

Special Revenue: Historical Commission, Child Welfare, Juvenile Probation Funds, Memorial Library, LOESE, Child Abuse Prevention, Coastal Impact, Community Development, CDA Forfeiture, Sheriff Forfeiture, Law Library, District Attorney, Records Management, County Records Management, District Clerk Records Management, Courthouse Security, Commissary Telephone, Justice Court Technology, Election Administration Abandoned Motor Vehicle, Mauritz Camp, CIAP

Enterprise Funds: Airport and Commissary

*Does not include transfers

COUNTY OF JACKSON

BUDGETED GENERAL FUND STATEMENT OF REVENUES AND EXPENDITURES
FISCAL YEAR ENDING SEPTEMBER 30, 2017

	2015 Actual	2016 Amended Budget	2017 Budget
REVENUES			
Taxes	7,154,585	7,125,841	7,135,324
Licenses and Permits	22,299	15,000	16,910
Intergovernmental Revenue	114,626	88,597	131,207
Charges for Services	580,341	596,300	574,450
Fines and Forfeitures	443,246	426,750	399,700
Miscellaneous Revenue	230,064	163,153	145,253
TOTAL REVENUES	8,545,161	8,415,641	8,402,844
EXPENDITURES			
County Judge	163,956	185,513	185,445
Commissioners Court	321,256	344,764	350,480
County Clerk	343,381	398,170	394,520
Emergency Management	54,947	43,701	41,483
Non Departmental	404,366	555,422	547,737
District Courts	76,942	78,908	77,543
Court Expense	175,163	160,200	165,200
Criminal District Attorney	406,197	494,791	458,605
District Clerk	234,668	272,017	268,040
Justice of the Peace #1	167,374	192,229	187,986
Justice of the Peace #2	182,334	183,610	179,595
Jury	32,217	32,030	28,955
County Auditor	269,288	299,953	305,881
County Treasurer	152,178	171,028	170,854
Tax Assessor Collector	336,679	384,398	397,605
Public Facilities	396,144	414,420	385,132
Fire Protection	11,200	14,250	14,250
EMS Jaws of Life	8,273	7,150	7,100
Constable Precinct #1	72,038	86,888	80,446
Constable Precinct #2	74,822	91,750	83,677
Sheriff	1,329,430	1,428,698	1,474,875
Corrections	1,173,467	1,329,228	1,306,547
LNRA Security Contract	60,371	71,607	66,626
Juvenile Probation Local Match	26,196	34,664	43,481
24th Judicial District Community Supervision & Corrections	2,360	2,500	3,300
DPS Troopers	1,660	3,600	2,300
DPS License & Weight	22,162	3,480	3,480
Sanitation	475,562	373,162	346,735
Permitting & Inspections	42,688	68,109	65,285
Human Health and Services	78,000	89,594	83,594
County Library	175,352	188,719	185,020
Parks	1,472	1,850	2,500
Ag Extension Service	82,598	101,529	93,835
Soil Conservation Service	2,000	2,500	2,500
TOTAL EXPENDITURES	7,356,741	8,110,432	8,010,612
REVENUE OVER/(UNDER) EXPENDITURES	1,188,420	305,209	392,232
OTHER FINANCING SOURCES	-	-	-
OTHER FINANCING USES	1,921,231	2,834,720	1,849,547
REVENUES & OTHER SOURCES OVER/(UNDER) EXPENDITURES & OTHER USES	(732,811)	(2,529,511)	(1,457,315)

COUNTY OF JACKSON
GENERAL FUND EXPENDITURES BY FUNCTION
FISCAL YEAR ENDING SEPTEMBER 30, 2017

General Government	1,519,665
Judicial	1,365,924
Financial Administration	874,340
Public Safety	3,086,082
Public Facilities	385,132
Environmental Protection	412,020
Health & Human Services	83,594
Culture & Recreation	187,520
Conservation	96,335
	8,010,612

2017 General Fund Expenditures

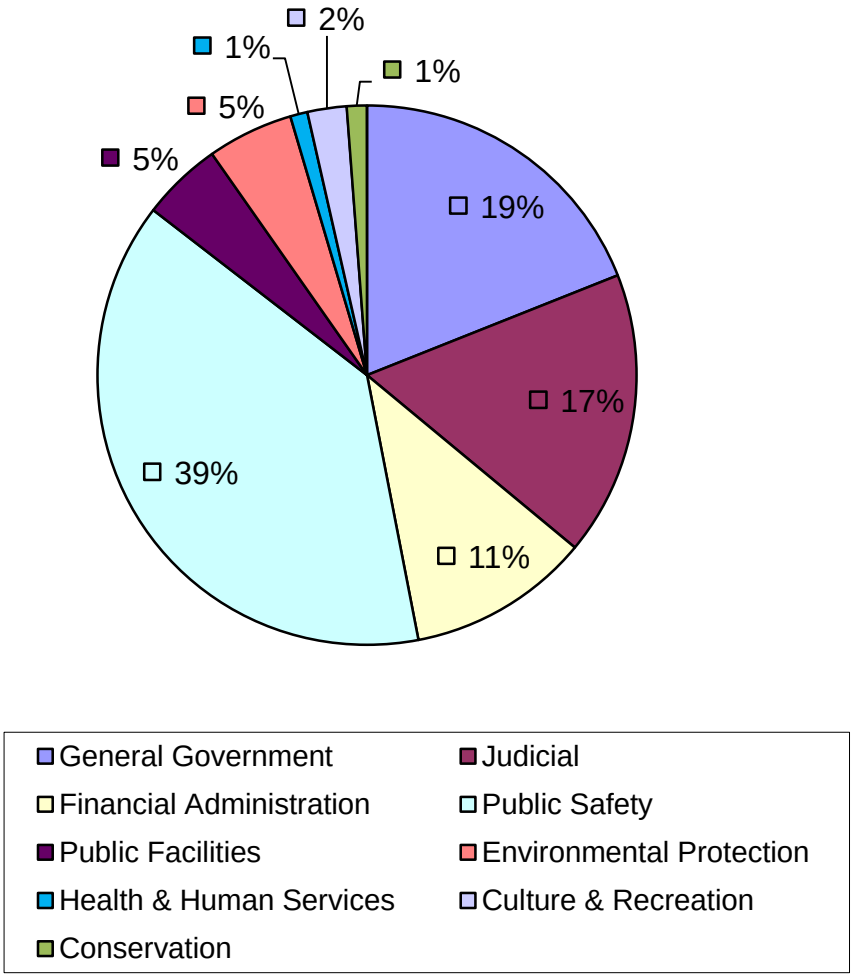

COUNTY OF JACKSON
ROAD AND BRIDGE EXPENDITURES
FISCAL YEAR ENDING SEPTEMBER 30, 2017

	#1	#2	#3	#4	TOTALS
Road & Bridge Operating	555,435	618,796	454,284	766,408	2,394,923
Road & Bridge Lateral Road	5,234	5,234	5,234	5,234	20,936
Road & Bridge Equipment Replacement	54,199	114,770	59,067	80,299	308,335
Road & Bridge - General	25,000	-	25,000	-	50,000
TOTAL ROAD & BRIDGE BUDGETED EXPENDITURES	639,868	738,800	543,585	851,941	2,774,194

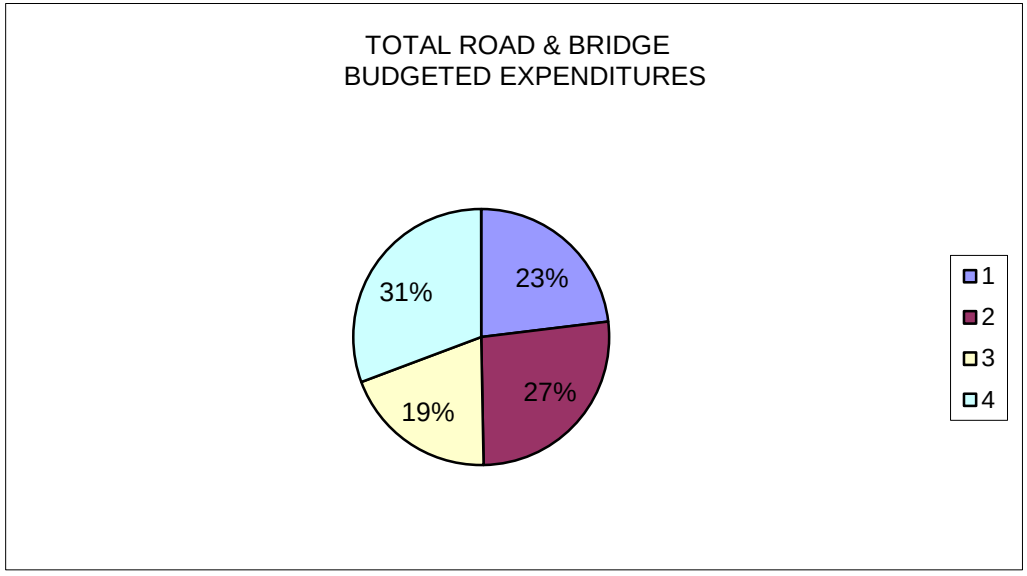

COUNTY OF JACKSON, TEXAS
2017 BUDGET

DETAILED FUND BUDGETS

APPROVED BUDGET
AS OF: SEPTEMBER 30TH, 2016

10 -GENERAL APPROVED 9/12/2016
REVENUES

	2013-2014 ACTUAL	2014-2015 ACTUAL	2015-2016 CURRENT BUDGET	2015-2016 Y-T-D ACTUAL	2015-2016 PROJECTED YEAR END	2016-2017 DEPARTMENT REQUESTED	2016-2017 COMM COURT RECOMMENDED	2016-2017 APPROVED BUDGET
TAXES								
10-310-3010 CURRENT TAXES	5,308,535	6,064,974	6,107,991	6,094,597	6,082,960	6,107,991	6,181,574	6,181,574
10-310-3020 DELINQUENT TAXES	70,640	69,113	65,000	48,067	46,673	65,000	65,000	65,000
10-310-3030 VEHICLE INVENTORY TAXES	4,382	4,710	2,000	3,517	3,517	2,000	2,000	2,000
10-318-3050 HOTEL/MOTEL TAX	4,849	5,735	4,000	7,175	7,174	5,750	5,750	5,750
10-318-3060 SALES TAX	1,168,873	959,498	900,000	886,084	887,689	800,000	830,000	830,000
10-318-3090 MIXED BEVERAGE TAX	917	1,263	850	1,433	1,423	1,000	1,000	1,000
10-319-3040 PENALTY & INTEREST - TAXES	57,966	49,291	46,000	57,563	54,984	50,000	50,000	50,000
TOTAL TAXES	6,616,162	7,154,585	7,125,841	7,098,436	7,084,420	7,031,741	7,135,324	7,135,324
LICENSES & PERMITS								
10-321-3070 FLOOD PLAIN PERMITS	2,440	5,826	3,000	3,355	3,389	3,000	3,000	3,000
10-321-3080 BINGO TAX,STATE	0	0	0	1	1	0	0	0
10-321-3596 FOOD ESTABLISHMENTS	150	210	2,000	1,810	1,810	1,910	1,910	1,910
10-321-3597 SEPTIC TANK PERMITS	14,010	16,263	10,000	14,525	14,880	12,000	12,000	12,000
TOTAL LICENSES & PERMITS	16,600	22,299	15,000	19,691	20,080	16,910	16,910	16,910
INTERGOVERNMENTAL REV.								
10-330-3102 SCAAP GRANT	5,706	0	0	2,398	2,398	0	0	0
10-330-3110 BJA SAVNS (VINE) GRANT	5,273	5,273	0	5,273	5,273	0	5,273	5,273
10-332-3151 PILT - FORMOSA	0	0	0	0	0	0	50,000	50,000
10-333-3202 STATE GRANTS - BORDER SECURITY	33,112	14,198	0	1,045	1,045	0	0	0
10-333-3204 BULLETPROOF VEST PROGRAM	2,362	0	0	308	308	0	0	0
10-333-3215 GOLDEN CRESCENT REGIONAL PLANN	0	1,293	0	0	0	0	0	0
10-333-3220 INDIGENT DEFENSE GRANT SB7	30,782	21,237	18,000	20,396	20,396	18,000	18,000	18,000
10-333-3235 LIBRARY GRANTS	16,756	3,832	5,802	7,702	7,702	0	0	0
10-333-3240 MARSHALL FOUNDATION GRANT	42,575	0	0	0	0	0	0	0
10-333-3245 DIASTER MITIGATION GRANT	0	0	0	0	0	0	0	0
10-333-3264 STEP	0	0	1,969	2,957	2,957	0	0	0
10-333-3280 STATE HOMELAND SECURITY G	16,070	13,690	0	2,068	2,068	0	0	0
10-334-3300 CHAPTER 19 FUNDS	3,270	142	1,123	2,960	2,960	0	0	0
10-334-3305 COUNTY JUDGE SALARY SUPPLEMENT	16,095	17,594	25,200	20,802	25,200	25,200	25,200	25,200
10-334-3308 CDA SUPPLEMENT (TEMP)	0	261	3,768	2,669	3,135	0	0	0
10-334-3310 ADA LONGEVITY SUPPLEMENT	960	960	960	960	960	960	960	960
10-334-3325 JURY REIM (SB 1524)	11,696	17,374	13,000	13,498	13,498	13,000	13,000	13,000
10-339-3190 SHARED REVENUE, LOCAL GOVT	18,751	18,774	18,774	18,873	18,873	18,774	18,774	18,774
TOTAL INTERGOVERNMENTAL REV.	203,408	114,626	88,597	101,910	106,773	75,934	131,207	131,207
CHARGES FOR SERVICES								
10-340-3420 SHERIFF	11,125	11,021	10,000	10,404	12,853	11,000	11,000	11,000
10-340-3430 TREASURER	30,621	28,539	26,000	21,391	28,442	28,000	28,000	28,000
10-340-3440 COUNTY CLERK	147,962	154,633	147,000	134,103	143,197	147,000	147,000	147,000
10-340-3442 CO CLK - PROBATE-GUARDIANSHIP	1,300	1,180	1,000	1,100	1,167	1,000	1,000	1,000
10-340-3450 TAX A/C GENERAL	116,714	49,230	98,000	167,093	176,177	100,000	100,000	100,000
10-340-3451 TAX A/C, AD VALOREM	61,455	66,240	58,000	70,272	69,992	62,000	62,000	62,000
10-340-3452 TAX A/C, 15% COLL	3,490	3,614	3,100	11,733	11,750	3,400	3,400	3,400

APPROVED BUDGET
AS OF: SEPTEMBER 30TH, 2016

10 -GENERAL APPROVED 9/12/2016

REVENUES

	2013-2014 ACTUAL	2014-2015 ACTUAL	2015-2016 CURRENT BUDGET	2015-2016 Y-T-D ACTUAL	2015-2016 PROJECTED YEAR END	2016-2017 DEPARTMENT REQUESTED	2016-2017 COMM COURT RECOMMENDED	2016-2017 APPROVED BUDGET
10-340-3470 DISTRICT CLERK	55,089	48,205	45,000	43,847	42,895	43,000	43,000	43,000
10-340-3474 DISTRICT CLK - COURT REPORTER	2,105	2,059	1,800	2,231	2,429	2,000	2,000	2,000
10-340-3481 JP #1	5,737	6,218	5,700	4,721	4,508	5,000	5,000	5,000
10-340-3482 JP #2	6,933	5,755	5,700	4,526	5,054	5,000	5,000	5,000
10-340-3491 CONSTABLE PCT 1	20,347	16,958	15,000	18,422	19,173	15,000	15,000	15,000
10-340-3492 CONSTABLE PCT 2	10,555	11,955	10,000	11,245	11,720	10,000	10,000	10,000
10-340-3494 LIBRARY	1,858	2,102	1,700	1,705	1,801	1,750	1,750	1,750
10-342-3471 SALES OF PASSPORT PHOTOS	3,856	3,319	3,300	2,947	3,000	3,300	3,300	3,300
10-342-3481 UNCLASSIFIED REV, JP #1	4,328	9,762	7,000	7,503	8,590	7,000	7,000	7,000
10-342-3482 UNCLASSIFIED REV, JP #2	3,429	6,211	4,000	3,904	3,660	4,000	4,000	4,000
10-342-3490 TRANSFER STATION	146,468	153,341	154,000	123,566	128,987	126,000	126,000	126,000
TOTAL CHARGES FOR SERVICES	633,372	580,341	596,300	640,712	675,395	574,450	574,450	574,450
FINES & FORFEITURES								
10-350-3540 FINES, CO COURT	107,731	73,451	75,000	80,889	80,320	75,000	75,000	75,000
10-350-3570 FINES, DIST COURT	93,978	76,057	75,000	43,869	46,500	53,000	53,000	53,000
10-350-3581 FINES, JP 1	163,540	192,080	175,000	148,628	153,442	170,000	170,000	170,000
10-350-3582 FINES, JP 2	99,473	99,702	100,000	99,290	101,780	100,000	100,000	100,000
10-350-3594 FINES, CO LIBRARY	2,081	1,956	1,750	1,698	1,619	1,700	1,700	1,700
10-352-3545 BOND FORFEITURE - ALL	0	0	0	0	0	0	0	0
TOTAL FINES & FORFEITURES	466,803	443,246	426,750	374,374	383,661	399,700	399,700	399,700
MISCELLANEOUS REVENUE								
10-355-3651 CHAM COMM MEETING ROOM RENTAL	4,440	4,960	3,500	1,920	1,920	0	0	0
10-355-3652 CO SERV BLDG AUDITORIUM RENTAL	16,650	14,010	16,000	17,870	18,570	17,000	17,000	17,000
10-355-3654 WORKFORCE CENTER	4,560	4,605	5,100	5,100	5,100	5,100	5,100	5,100
10-355-3656 RENTAL, SURFACE	2,883	2,460	1,000	2,210	2,094	1,000	1,000	1,000
10-360-3600 INTEREST	34,430	35,423	25,000	28,208	29,098	25,000	25,000	25,000
10-360-3610 INTEREST IN C.D.'S	53	53	53	40	53	53	53	53
10-364-3640 SALE OF FIXED ASSETS	3,889	2,586	2,500	11,719	11,719	100	100	100
10-364-3641 COMPENSATED LOSSES	0	15,022	0	0	0	0	0	0
10-367-3670 CONTRIBUTIONS & DONATIONS FROM	0	25	0	0	0	0	0	0
10-370-3710 MISC REVENUE	99,032	81,792	45,000	71,613	70,922	32,000	32,000	32,000
10-370-3720 DEFENDANT REIMBURSEMENT	0	24,128	20,000	16,513	16,996	20,000	20,000	20,000
10-370-3730 LNRA SECURITY CONTRACT	45,000	45,000	45,000	45,000	45,000	45,000	45,000	45,000
TOTAL MISCELLANEOUS REVENUE	210,938	230,064	163,153	200,193	201,472	145,253	145,253	145,253
TOTAL REVENUES	8,147,283	8,545,161	8,415,641	8,435,314	8,471,800	8,243,988	8,402,844	8,402,844

355-3654 WORKFORCE CENTER PERMANENT NOTES:
$425/month 10/1/15

APPROVED BUDGET
AS OF: SEPTEMBER 30TH, 2016

10 -GENERAL APPROVED 9/12/2016
COUNTY JUDGE
EXPENDITURES

	2013-2014 ACTUAL	2014-2015 ACTUAL	2015-2016 CURRENT BUDGET	2015-2016 Y-T-D ACTUAL	2015-2016 PROJECTED YEAR END	2016-2017 DEPARTMENT REQUESTED	2016-2017 COMM COURT RECOMMENDED	2016-2017 APPROVED BUDGET
SALARIES								
10-400-4001 SALARY, ELECTED OFFICIAL	53,012	55,133	59,334	54,932	59,334	59,334	59,334	59,334
10-400-4075 SALARY, STATE SUPPLEMENT, CO J	15,000	17,124	25,200	23,306	25,200	25,200	25,200	25,200
10-400-4076 SALARY, SUPL JUV BD & JUDGE	7,792	7,792	7,792	7,216	7,792	7,792	7,792	7,792
10-400-4085 LONGEVITY	552	744	936	936	936	1,128	1,128	1,128
10-400-4150 SALARY, SECRETARIES	30,734	31,963	35,275	32,654	35,275	35,275	35,275	35,275
TOTAL SALARIES	107,090	112,756	128,537	119,043	128,537	128,729	128,729	128,729
FRINGE BENEFITS								
10-400-4201 FRG BENE, SOC SEC TAXES	7,819	8,223	9,461	8,702	9,425	9,461	9,416	9,416
10-400-4202 FRG BENE, GROUP INS	23,620	25,467	26,689	24,465	26,689	26,689	27,378	27,378
10-400-4203 FRG BENE, RETIREMENT	10,696	11,239	12,773	11,358	12,811	12,773	12,204	12,204
10-400-4204 FRG BENE, WORK COMP	285	300	363	315	315	363	325	325
10-400-4206 FRG BENE, UNEMPLOYMENT COMP	34	49	40	27	37	40	43	43
TOTAL FRINGE BENEFITS	42,453	45,278	49,326	44,867	49,277	49,326	49,366	49,366
SUPPLIES								
10-400-4310 OFFICE SUPPLIES & EXPENSES	1,224	1,211	1,500	1,411	1,461	1,500	1,500	1,500
TOTAL SUPPLIES	1,224	1,211	1,500	1,411	1,461	1,500	1,500	1,500
OTHER SERVICES & CHARGES								
10-400-4620 COMMUNICATIONS	1,953	2,032	1,950	1,930	1,972	2,000	2,000	2,000
10-400-4680 TRAVEL/TRAINING	1,767	2,501	3,500	447	1,217	3,500	3,500	3,500
10-400-4710 INSURANCE/BONDS	0	178	200	0	0	0	0	0
10-400-4750 REPAIR & MAINTENANCE	19	0	500	38	75	500	350	350
TOTAL OTHER SERVICES & CHARGES	3,739	4,710	6,150	2,414	3,264	6,000	5,850	5,850
CAPITAL OUTLAY								
10-400-5500 CAPITAL OUTLAY	1,371	0	0	0	0	0	0	0
TOTAL CAPITAL OUTLAY	1,371	0	0	0	0	0	0	0
TOTAL COUNTY JUDGE	155,878	163,956	185,513	167,735	182,538	185,555	185,445	185,445

APPROVED BUDGET
AS OF: SEPTEMBER 30TH, 2016

10 -GENERAL APPROVED 9/12/2016
COMMISSIONERS COURT
EXPENDITURES

	2013-2014 ACTUAL	2014-2015 ACTUAL	2015-2016 CURRENT BUDGET	2015-2016 Y-T-D ACTUAL	2015-2016 PROJECTED YEAR END	2016-2017 DEPARTMENT REQUESTED	2016-2017 COMM COURT RECOMMENDED	2016-2017 APPROVED BUDGET
SALARIES								
10-401-4001 SALARY, ELECTED OFFICIAL	212,045	220,527	237,329	219,720	237,329	237,329	237,329	237,329
10-401-4085 LONGEVITY	5,936	7,088	6,120	6,120	6,120	6,408	6,408	6,408
TOTAL SALARIES	217,981	227,615	243,449	225,840	243,449	243,737	243,737	243,737
FRINGE BENEFITS								
10-401-4201 FRG BENE, SOC SEC TAXES	16,159	16,335	17,971	17,588	18,141	18,141	17,629	17,629
10-401-4202 FRG BENE, GROUP INS	40,991	47,059	51,537	47,242	51,536	51,537	58,482	58,482
10-401-4203 FRG BENE, RETIREMENT	21,757	22,404	24,192	23,075	24,898	24,192	23,107	23,107
10-401-4204 FRG BENE, WORK COMP	590	777	865	752	752	865	775	775
TOTAL FRINGE BENEFITS	79,497	86,575	94,565	88,657	95,327	94,735	99,993	99,993
OTHER SERVICES & CHARGES								
10-401-4630 ORGANIZATION DUES	6,014	6,462	6,500	6,491	6,491	6,500	6,500	6,500
10-401-4660 LEGAL & BID NOTICES	419	605	250	143	287	250	250	250
10-401-4750 REPAIR & MAINTENANCE	0	0	0	0	0	0	0	0
TOTAL OTHER SERVICES & CHARGES	6,433	7,067	6,750	6,634	6,778	6,750	6,750	6,750
TOTAL COMMISSIONERS COURT	303,910	321,256	344,764	321,131	345,554	345,222	350,480	350,480

APPROVED BUDGET
AS OF: SEPTEMBER 30TH, 2016

10 -GENERAL APPROVED 9/12/2016
ELECTIONS/HAVA
EXPENDITURES

	2013-2014 ACTUAL	2014-2015 ACTUAL	2015-2016 CURRENT BUDGET	2015-2016 Y-T-D ACTUAL	2015-2016 PROJECTED YEAR END	2016-2017 DEPARTMENT REQUESTED	2016-2017 COMM COURT RECOMMENDED	2016-2017 APPROVED BUDGET
OTHER SERVICES & CHARGES								
10-402-4640 .	0	0	0	0	0	0	0	0
TOTAL OTHER SERVICES & CHARGES	0	0	0	0	0	0	0	0
TOTAL ELECTIONS/HAVA	0	0	0	0	0	0	0	0

APPROVED BUDGET
AS OF: SEPTEMBER 30TH, 2016

10 -GENERAL APPROVED 9/12/2016
COUNTY CLERK
EXPENDITURES

	2013-2014 ACTUAL	2014-2015 ACTUAL	2015-2016 CURRENT BUDGET	2015-2016 Y-T-D ACTUAL	2015-2016 PROJECTED YEAR END	2016-2017 DEPARTMENT REQUESTED	2016-2017 COMM COURT RECOMMENDED	2016-2017 APPROVED BUDGET
SALARIES								
10-403-4001 SALARY, ELECTED OFFICIAL	50,624	52,649	56,754	52,544	56,754	56,754	56,754	56,754
10-403-4040 SALARY, DEPUTIES	33,898	31,226	38,691	32,067	34,686	38,691	38,691	38,691
10-403-4041 SALARY, DEPUTIES	30,734	31,963	35,275	32,507	35,067	35,275	35,275	35,275
10-403-4042 SALARY, DEPUTIES	27,560	29,902	34,527	30,920	33,400	34,527	34,527	34,527
10-403-4043 SALARY, DEPUTIES	24,363	26,416	34,527	28,640	30,960	34,527	34,527	34,527
10-403-4044 SALARY, DEPUTIES	12,696	12,730	16,258	12,566	13,586	16,258	16,258	16,258
10-403-4085 LONGEVITY	4,136	4,409	2,589	2,589	2,589	3,118	3,118	3,118
TOTAL SALARIES	184,011	189,296	218,621	191,833	207,042	219,150	219,150	219,150
FRINGE BENEFITS								
10-403-4201 FRG BENE, SOC SEC TAXES	13,572	13,866	16,774	14,061	15,172	16,774	15,847	15,847
10-403-4202 FRG BENE, GROUP INS	53,843	59,466	63,502	58,210	63,502	63,502	67,078	67,078
10-403-4203 FRG BENE, RETIREMENT	18,371	18,875	21,725	18,307	20,574	21,725	20,776	20,776
10-403-4204 FRG BENE, WORK COMP	513	558	617	548	548	617	555	555
10-403-4206 FRG BENE, UNEMPLOYMENT COMP	155	224	178	122	168	178	194	194
TOTAL FRINGE BENEFITS	86,455	92,988	102,796	91,247	99,964	102,796	104,450	104,450
SUPPLIES								
10-403-4310 OFFICE SUPPLIES & EXPENSES	12,867	12,382	16,000	10,727	14,500	16,000	16,000	16,000
TOTAL SUPPLIES	12,867	12,382	16,000	10,727	14,500	16,000	16,000	16,000
OTHER SERVICES & CHARGES								
10-403-4580 SHERIFF & CONST SERV FEE COSTS	0	0	100	0	0	100	100	100
10-403-4620 COMMUNICATIONS	2,557	2,611	2,625	2,553	2,576	2,625	2,625	2,625
10-403-4640 ELECTION EXPENSES	13,445	18,465	20,000	10,652	10,752	15,000	15,000	15,000
10-403-4680 TRAVEL/TRAINING	6,147	4,515	5,750	3,649	3,649	5,750	5,750	5,750
10-403-4710 INSURANCE/BONDS	0	2,732	2,900	0	0	0	0	0
10-403-4750 REPAIR & MAINTENANCE	10,388	7,939	0	0	0	0	0	0
10-403-4760 MAINT & SUPPORT/COMPUTERS	0	0	19,534	16,063	16,875	20,401	20,401	20,401
NETDATA - CLERK 1 5,400.00							5,400	
NETDATA - CJIS 1 1,440.00							1,440	
NETDATA - SERVER 1 2,000.00							2,000	
TYLER TECH - CO RECORDS 1 9,311.00							9,311	
COMPUTER TECH 1 2,250.00							2,250	
10-403-4770 RENTAL	3,810	3,389	3,900	3,674	3,674	3,900	3,900	3,900
TOTAL OTHER SERVICES & CHARGES	36,346	39,651	54,809	36,591	37,527	47,776	47,776	47,776
CAPITAL OUTLAY								
10-403-5500 CAPITAL OUTLAY	3,092	9,066	5,944	5,944	5,944	8,944	7,144	7,144
E-POLL BOOKS-2nd PMT 8 743.00							5,944	
COMPUTERS 1 1,200.00							1,200	
COMPUTER - MOVE TO TECH 1 0.00							0	
TOTAL CAPITAL OUTLAY	3,092	9,066	5,944	5,944	5,944	8,944	7,144	7,144
TOTAL COUNTY CLERK	322,771	343,381	398,170	336,342	364,977	394,666	394,520	394,520

APPROVED BUDGET
AS OF: SEPTEMBER 30TH, 2016

10 -GENERAL APPROVED 9/12/2016
EMERGENCY MGMT
EXPENDITURES

	2013-2014 ACTUAL	2014-2015 ACTUAL	2015-2016 CURRENT BUDGET	2015-2016 Y-T-D ACTUAL	2015-2016 PROJECTED YEAR END	2016-2017 DEPARTMENT REQUESTED	2016-2017 COMM COURT RECOMMENDED	2016-2017 APPROVED BUDGET
SALARIES								
10-406-4002 SALARY, APPOINTED OFFICIAL-PT	22,496	23,396	25,336	23,456	25,336	25,336	25,336	25,336
TOTAL SALARIES	22,496	23,396	25,336	23,456	25,336	25,336	25,336	25,336
FRINGE BENEFITS								
10-406-4201 FRG BENE, SOCIAL SECURITY	1,721	1,790	1,939	1,794	1,939	1,939	1,939	1,939
10-406-4203 FRG BENE, RETIREMENT	2,247	2,332	2,518	2,237	2,513	2,518	2,402	2,402
10-406-4204 FRG BENE, WORK COMP	20	52	60	51	51	60	55	55
10-406-4206 FRG BENE, UNEMPLOYMENT COMP	25	35	28	19	26	28	31	31
TOTAL FRINGE BENEFITS	4,013	4,210	4,545	4,102	4,529	4,545	4,427	4,427
SUPPLIES								
10-406-4310 OFFICE SUPPLIES & EXPENSES	672	670	1,485	904	953	1,600	1,600	1,600
TOTAL SUPPLIES	672	670	1,485	904	953	1,600	1,600	1,600
OTHER SERVICES & CHARGES								
10-406-4500 CONTRACT SERVICE	0	0	0	0	0	0	0	0
10-406-4620 COMMUNICATIONS	2,640	4,797	4,335	4,331	4,216	4,220	4,220	4,220
SATILLITE PHONE SERVICE 1 1,420.00							1,420	
NEWWARE 12 29.00							348	
AT&T CELL 12 87.00							1,044	
AT & T PHONE SERVICE 12 97.00							1,164	
LONG DISTANCE 12 1.00							12	
UNEXPECTED 1 232.00							232	
10-406-4680 TRAVEL/TRAINING	3,743	2,568	3,500	2,814	2,716	3,500	3,500	3,500
10-406-4750 REPAIR AND MAINTENANCE	394	1,206	1,000	338	285	1,000	1,000	1,000
10-406-4760 WEATHER LINES	1,208	1,307	1,400	1,355	1,195	1,400	1,400	1,400
TOTAL OTHER SERVICES & CHARGES	7,985	9,878	10,235	8,838	8,412	10,120	10,120	10,120
CAPITAL OUTLAY								
10-406-5500 CAPITAL OUTLAY	16,219	16,793	2,100	1,089	1,089	0	0	0
TOTAL CAPITAL OUTLAY	16,219	16,793	2,100	1,089	1,089	0	0	0
TOTAL EMERGENCY MGMT	51,385	54,947	43,701	38,389	40,319	41,601	41,483	41,483

10 -GENERAL APPROVED 9/12/2016
NON-DEPARTMENTAL
EXPENDITURES

	2013-2014 ACTUAL	2014-2015 ACTUAL	2015-2016 CURRENT BUDGET	2015-2016 Y-T-D ACTUAL	2015-2016 PROJECTED YEAR END	2016-2017 DEPARTMENT REQUESTED	2016-2017 COMM COURT RECOMMENDED	2016-2017 APPROVED BUDGET
FRINGE BENEFITS								
10-409-4201 FRG BENE, SOC SEC TAXES	195	275	300	145	145	300	300	300
10-409-4202 FRG BENE, GROUP INS	63,976	103,259	168,193	103,965	112,632	117,307	137,067	137,067
10-409-4203 FRG BENE, RETIREMENT	249	326	350	189	190	350	350	350
TOTAL FRINGE BENEFITS	64,421	103,860	168,843	104,299	112,967	117,957	137,717	137,717
SUPPLIES								
10-409-4315 POSTAGE & FREIGHT	20,974	20,624	22,000	20,667	21,890	22,000	22,000	22,000
TOTAL SUPPLIES	20,974	20,624	22,000	20,667	21,890	22,000	22,000	22,000
OTHER SERVICES & CHARGES								
10-409-4550 PROFESSIONAL FEES	23,630	0	5,000	4,332	4,332	5,000	5,000	5,000
10-409-4552 CONTRACT SERV,CPA	20,500	16,500	21,500	21,500	21,500	21,500	16,500	16,500
10-409-4620 COMMUNICATIONS	667	424	500	400	400	425	425	425
10-409-4665 INDG, BURIALS	300	600	1,800	0	300	1,800	1,800	1,800
10-409-4720 INS, LIAB GENERAL/CRIME	7,334	5,880	6,200	4,963	4,963	5,300	5,300	5,300
10-409-4725 INS, LAW ENFORCEMENT	14,982	16,535	17,361	15,453	15,453	16,500	16,500	16,500
10-409-4730 INS, PUBLIC OFFICIAL	15,301	15,927	16,564	15,301	15,301	16,100	16,100	16,100
10-409-4760 MAINT & SUPPORT/COMPUTERS	13,246	15,427	12,960	11,421	11,445	16,000	16,000	16,000
R911 HOSTED SOFTWARE 1 8,000.00							8,000	
WEB SITE HOSTING - CIRA 1 550.00							550	
EXT WARRANTY - WATCHGAR 1 1,000.00							1,000	
APC REPLACE BATTERIES (1 600.00							600	
PCNS 54 100.00							5,400	
REPLACE MISC ROUTER/UPS 1 450.00							450	
10-409-4771 RENTAL, AUDITOR/TREAS	1,761	1,700	1,701	1,700	1,700	1,701	1,701	1,701
10-409-4772 RENTAL, SERV BLDG	4,612	3,860	0	0	0	0	0	0
10-409-4775 RENTAL, DEPOT	3,864	3,864	4,200	3,864	3,864	4,200	4,200	4,200
10-409-4777 RENTAL, POSTAGE MACH	3,966	3,131	3,500	3,036	3,225	3,200	3,200	3,200
10-409-4835 CENTRAL APPRAISAL DIST	178,604	175,194	202,260	202,260	202,260	221,394	221,394	221,394
10-409-4845 ECONOMIC DEVELOPMENT	500	250	2,000	0	0	2,500	2,500	2,500
10-409-4940 LOSS FROM THEFT/BURGLARY	2,895	0	0	0	0	0	0	0
10-409-4950 UNCLASSIFIED	12,191	17,792	63,672	18,274	17,496	100,000	75,000	75,000
TOTAL OTHER SERVICES & CHARGES	304,353	277,084	359,218	302,504	302,240	415,620	385,620	385,620
CAPITAL OUTLAY								
10-409-5500 CAPITAL OUTLAY	12,456	2,799	5,360	5,360	5,360	0	2,400	2,400
CRTHSE; SERVER BACK UP 1 2,400.00							2,400	
TOTAL CAPITAL OUTLAY	12,456	2,799	5,360	5,360	5,360	0	2,400	2,400
TOTAL NON-DEPARTMENTAL	402,204	404,366	555,421	432,830	442,457	555,577	547,737	547,737

APPROVED BUDGET
AS OF: SEPTEMBER 30TH, 2016

10 -GENERAL APPROVED 9/12/2016
DISTRICT COURT
EXPENDITURES

	2013-2014 ACTUAL	2014-2015 ACTUAL	2015-2016 CURRENT BUDGET	2015-2016 Y-T-D ACTUAL	2015-2016 PROJECTED YEAR END	2016-2017 DEPARTMENT REQUESTED	2016-2017 COMM COURT RECOMMENDED	2016-2017 APPROVED BUDGET
SALARIES								
10-435-4078 SUPL SALARY, DISTRICT JUDGES	9,011	9,006	9,456	8,988	8,988	9,438	9,438	9,438
10-435-4095 SALARY, CT REPORTER MEALS	71	207	300	122	245	300	300	300
10-435-4110 SALARY, SUPL CT REPORTERS	32,491	33,697	35,382	33,607	33,607	35,288	35,288	35,288
TOTAL SALARIES	41,572	42,910	45,138	42,717	42,840	45,026	45,026	45,026
FRINGE BENEFITS								
10-435-4201 FRG BENE, SOC SEC TAXES	5	16	23	9	19	23	23	23
10-435-4203 FRG BENE, RETIREMENT	7	0	0	0	0	0	0	0
10-435-4204 FRG BENE, WORK COMP	1	0	1	1	1	0	0	0
10-435-4206 FRG BENE, UNEMPLOYMENT COMP	0	1	1	0	0	0	0	0
TOTAL FRINGE BENEFITS	13	16	25	10	20	23	23	23
OTHER SERVICES & CHARGES								
10-435-4522 CONTRACT SERV, CT REP	7,056	19,782	17,927	8,421	10,195	20,000	20,000	20,000
10-435-4523 CONT SERV, FORENSIC EVALUATION	3,849	3,521	8,766	7,419	7,419	5,000	5,000	5,000
10-435-4525 CONT SERV, STAT PROBATE JUDGE	1,826	2,269	1,709	0	0	2,500	2,500	2,500
10-435-4526 CONT SERV, INTERPRETER	0	0	2,105	2,040	2,105	2,000	2,000	2,000
10-435-4681 TRAVEL, CT REPORTERS	568	1,175	1,200	511	957	1,200	1,200	1,200
10-435-4682 TRAVEL, DISTRICT JUDGE	132	89	125	113	84	125	125	125
10-435-4710 INSURANCE/BONDS	686	491	520	469	469	500	500	500
10-435-4830 4TH ADM JUDICIAL DIST	968	968	968	968	968	969	969	969
10-435-4950 UNCLASSIFIED	838	5,720	425	241	241	200	200	200
TOTAL OTHER SERVICES & CHARGES	15,922	34,015	33,745	20,182	22,438	32,494	32,494	32,494
TOTAL DISTRICT COURT	57,508	76,942	78,908	62,910	65,297	77,543	77,543	77,543

APPROVED BUDGET
AS OF: SEPTEMBER 30TH, 2016

10 -GENERAL APPROVED 9/12/2016
COURT EXPENSE
EXPENDITURES

	2013-2014 ACTUAL	2014-2015 ACTUAL	2015-2016 CURRENT BUDGET	2015-2016 Y-T-D ACTUAL	2015-2016 PROJECTED YEAR END	2016-2017 DEPARTMENT REQUESTED	2016-2017 COMM COURT RECOMMENDED	2016-2017 APPROVED BUDGET
OTHER SERVICES & CHARGES								
10-436-4530 LEGAL AD LITEM	20,921	25,052	22,750	22,288	25,269	25,000	25,000	25,000
10-436-4531 LEGAL IND - JUVENILE	7,865	7,920	8,000	4,178	4,610	8,000	8,000	8,000
10-436-4532 LEGAL IND - CO CT	9,145	7,054	14,000	13,042	15,075	16,000	16,000	16,000
10-436-4533 LEGAL IND, DIST - 24TH	158,957	17,074	55,000	54,648	60,000	31,000	31,000	31,000
10-436-4534 LEGAL IND, DIST - 135TH	0	85,148	22,000	18,963	20,500	20,000	20,000	20,000
10-436-4535 LEGAL IND, DIST - 267TH	0	17,565	24,000	21,854	22,500	50,000	50,000	50,000
10-436-4536 LEGAL IND, OTHER - CO & JUV	18,617	195	2,000	104	52	1,000	1,000	1,000
10-436-4537 LEGAL OTHER, DIST - 24TH	0	85	7,250	4,374	3,435	4,000	4,000	4,000
10-436-4538 LEGAL OTHER, DIST - 135TH	0	12,071	4,000	138	266	1,000	1,000	1,000
10-436-4539 LEGAL OTHER, DIST - 267TH	0	2,869	1,000	347	301	10,000	9,000	9,000
10-436-4950 UNCLASSIFIED	60	130	200	131	131	200	200	200
TOTAL OTHER SERVICES & CHARGES	215,565	175,163	160,200	140,066	152,139	166,200	165,200	165,200
TOTAL COURT EXPENSE	215,565	175,163	160,200	140,066	152,139	166,200	165,200	165,200

APPROVED BUDGET
AS OF: SEPTEMBER 30TH, 2016

10 -GENERAL APPROVED 9/12/2016
CRIMINAL DISTRICT ATTORNY
EXPENDITURES

	2013-2014 ACTUAL	2014-2015 ACTUAL	2015-2016 CURRENT BUDGET	2015-2016 Y-T-D ACTUAL	2015-2016 PROJECTED YEAR END	2016-2017 DEPARTMENT REQUESTED	2016-2017 COMM COURT RECOMMENDED	2016-2017 APPROVED BUDGET
SALARIES								
10-437-4030 ASSISTANT DA	71,419	74,276	79,213	73,340	79,213	79,213	79,213	79,213
10-437-4041 SALARY, INVESTIGATOR	42,740	44,451	48,241	44,660	48,239	48,241	48,241	48,241
10-437-4077 SALARY, SUPPL, STATE, CDA	0	0	2,912	2,479	2,912	2,912	0	0
10-437-4080 SALARY, SUPPL LEGAL ASSIST	0	0	3,606	3,329	3,606	3,606	3,606	3,606
10-437-4085 LONGEVITY	7,264	7,408	8,032	8,272	8,032	8,328	8,328	8,328
10-437-4150 SALARY, SECRETARIES	29,177	30,625	34,527	29,730	32,294	34,527	34,527	34,527
10-437-4151 SALARY, SECRETARIES	33,898	35,254	38,691	35,818	38,690	38,691	38,691	38,691
10-437-4152 SALARY, SECRETARIES	30,041	31,243	34,527	31,872	34,525	34,527	34,527	34,527
TOTAL SALARIES	214,539	223,257	249,749	229,500	247,511	250,045	247,133	247,133
FRINGE BENEFITS								
10-437-4201 FRG BENE, SOC SEC TAXES	15,483	15,641	17,743	16,114	17,347	17,743	17,349	17,349
10-437-4202 FRG BENE, GROUP INS	57,067	66,529	69,780	63,964	69,775	69,780	71,582	71,582
10-437-4203 FRG BENE, RETIREMENT	21,419	22,260	24,529	21,687	24,942	24,529	23,429	23,429
10-437-4204 FRG BENE, WORK COMP	1,019	1,105	1,259	1,096	1,094	1,259	1,130	1,130
10-437-4206 FRG BENE, UNEMPLOYMENT COMP	246	350	272	191	268	272	297	297
TOTAL FRINGE BENEFITS	95,234	105,886	113,583	103,053	113,426	113,583	113,787	113,787
SUPPLIES								
10-437-4310 OFFICE SUPPLIES & EXPENSES	11,374	10,626	13,500	12,877	13,749	14,000	12,000	12,000
TOTAL SUPPLIES	11,374	10,626	13,500	12,877	13,749	14,000	12,000	12,000
OTHER SERVICES & CHARGES								
10-437-4620 COMMUNICATIONS	3,482	2,928	3,000	3,012	3,100	3,600	3,600	3,600
10-437-4670 PROSECUTOR'S CT COSTS	14,604	56,798	100,000	81,141	90,125	100,000	65,000	65,000
10-437-4680 TRAVEL/TRAINING	2,726	2,071	3,500	3,363	3,363	3,500	3,500	3,500
10-437-4710 INSURANCE/BONDS	0	178	0	0	0	0	0	0
10-437-4750 REPAIR & MAINTENANCE	1,616	1,609	500	476	0	0	0	0
10-437-4760 MAINT & SUPPORT/COMPUTERS	0	0	7,834	6,481	6,678	9,260	9,260	9,260
NETDATA:CDA 1 4,320.00							4,320	
NETDATA:CJIS 1 1,440.00							1,440	
NETDATA:SERVER 1 2,000.00							2,000	
COMPUTER TECH 1 1,500.00							1,500	
10-437-4770 RENTAL	2,965	2,844	3,125	2,586	2,845	3,125	3,125	3,125
TOTAL OTHER SERVICES & CHARGES	25,393	66,429	117,959	97,058	106,111	119,485	84,485	84,485
CAPITAL OUTLAY								
10-437-5500 CAPITAL OUTLAY	4,244	0	0	0	0	1,500	1,200	1,200
COMPUTER - REPLACE XP 1 1,200.00							1,200	
TOTAL CAPITAL OUTLAY	4,244	0	0	0	0	1,500	1,200	1,200
TOTAL CRIMINAL DISTRICT ATTORNY	350,784	406,197	494,791	442,488	480,798	498,613	458,605	458,605

APPROVED BUDGET
AS OF: SEPTEMBER 30TH, 2016

10 -GENERAL APPROVED 9/12/2016
DISTRICT CLERK
EXPENDITURES

	2013-2014 ACTUAL	2014-2015 ACTUAL	2015-2016 CURRENT BUDGET	2015-2016 Y-T-D ACTUAL	2015-2016 PROJECTED YEAR END	2016-2017 DEPARTMENT REQUESTED	2016-2017 COMM COURT RECOMMENDED	2016-2017 APPROVED BUDGET
SALARIES								
10-450-4001 SALARY, ELECTED OFFICIAL	50,624	52,649	56,754	52,544	56,754	56,754	56,754	56,754
10-450-4040 SALARY, DEPUTIES	33,898	35,254	38,691	35,818	38,690	38,691	38,691	38,691
10-450-4041 SALARY, DEPUTIES	29,791	31,243	34,527	31,962	34,525	34,527	34,527	34,527
10-450-4042 SALARY, DEPUTIES	0	25,632	34,527	29,600	31,992	34,527	34,527	34,527
10-450-4085 LONGEVITY	3,664	3,968	4,352	4,352	4,352	4,736	4,736	4,736
TOTAL SALARIES	117,976	148,746	168,851	154,276	166,313	169,235	169,235	169,235
FRINGE BENEFITS								
10-450-4201 FRG BENE, SOC SEC TAXES	9,486	11,134	12,802	11,691	12,607	12,802	12,833	12,833
10-450-4202 FRG BENE, GROUP INS	30,048	42,467	44,503	39,040	42,589	44,503	43,675	43,675
10-450-4203 FRG BENE, RETIREMENT	12,672	14,829	16,779	14,732	16,527	16,779	16,044	16,044
10-450-4204 FRG BENE, WORK COMP	334	418	476	414	414	476	430	430
10-450-4206 FRG BENE, UNEMPLOYMENT COMP	85	140	122	81	112	122	133	133
TOTAL FRINGE BENEFITS	52,625	68,988	74,682	65,958	72,250	74,682	73,115	73,115
SUPPLIES								
10-450-4310 OFFICE SUPPLIES & EXPENSES	8,484	7,440	7,650	7,401	7,000	8,000	8,000	8,000
TOTAL SUPPLIES	8,484	7,440	7,650	7,401	7,000	8,000	8,000	8,000
OTHER SERVICES & CHARGES								
10-450-4620 COMMUNICATIONS	2,473	2,519	2,500	2,464	2,489	2,500	2,500	2,500
10-450-4680 TRAVEL/TRAINING	1,929	2,552	2,200	1,558	1,972	2,200	2,200	2,200
10-450-4710 INSURANCE/BONDS	0	2,174	0	0	0	0	0	0
10-450-4750 REP & MAINT,OFFICE EQUIPMENT	0	0	350	0	0	350	350	350
10-450-4760 MAINT & SUPPORT/COMPUTERS	2,138	732	9,834	6,652	6,875	11,340	11,340	11,340
NET DATA: DC 1 6,400.00							6,400	
NET DATA: CJIS 1 1,440.00							1,440	
NETDATA: SEVER 1 2,000.00							2,000	
COMPUTER TECH 1 1,500.00							1,500	
10-450-4770 RENTAL	1,602	1,517	1,400	1,251	1,251	1,400	1,300	1,300
TOTAL OTHER SERVICES & CHARGES	8,142	9,495	16,284	11,924	12,586	17,790	17,690	17,690
CAPITAL OUTLAY								
10-450-5500 CAPITAL OUTLAY	699	0	4,550	4,345	4,385	0	0	0
0 0.00							0	
0 0.00							0	
TOTAL CAPITAL OUTLAY	699	0	4,550	4,345	4,385	0	0	0
TOTAL DISTRICT CLERK	187,926	234,668	272,017	243,904	262,534	269,707	268,040	268,040

APPROVED BUDGET
AS OF: SEPTEMBER 30TH, 2016

10 -GENERAL APPROVED 9/12/2016
JUSTICE OF THE PEACE NO 1
EXPENDITURES

	2013-2014 ACTUAL	2014-2015 ACTUAL	2015-2016 CURRENT BUDGET	2015-2016 Y-T-D ACTUAL	2015-2016 PROJECTED YEAR END	2016-2017 DEPARTMENT REQUESTED	2016-2017 COMM COURT RECOMMENDED	2016-2017 APPROVED BUDGET
SALARIES								
10-455-4001 SALARY, ELECTED OFFICIAL	45,755	47,586	51,497	47,676	51,497	51,497	51,497	51,497
10-455-4085 LONGEVITY	4,320	4,800	4,800	4,800	4,800	4,800	4,800	4,800
10-455-4151 SALARY, SECRETARIES	33,305	34,637	38,051	35,224	38,048	38,051	38,051	38,051
10-455-4180 SALARY, PART/TIME SECRETARIES	7,895	12,633	14,256	12,240	12,202	14,256	13,728	13,728
TOTAL SALARIES	91,274	99,656	108,604	99,940	106,548	108,604	108,076	108,076
FRINGE BENEFITS								
10-455-4201 FRG BENE, SOC SEC TAXES	6,312	6,697	7,235	6,361	6,837	7,235	6,875	6,875
10-455-4202 FRG BENE, GROUP INS	26,374	30,202	35,330	32,386	35,330	35,330	36,248	36,248
10-455-4203 FRG BENE, RETIREMENT	9,106	9,938	10,792	9,557	10,690	10,792	10,246	10,246
10-455-4204 FRG BENE, WORK COMP	250	273	306	266	266	306	275	275
10-455-4206 FRG BENE, UNEMPLOYMENT COMP	49	72	61	41	58	61	66	66
TOTAL FRINGE BENEFITS	42,090	47,182	53,724	48,611	53,180	53,724	53,710	53,710
SUPPLIES								
10-455-4310 OFFICE SUPPLIES & EXPENSES	2,420	2,091	3,155	2,831	2,855	2,466	2,700	2,700
TOTAL SUPPLIES	2,420	2,091	3,155	2,831	2,855	2,466	2,700	2,700
OTHER SERVICES & CHARGES								
10-455-4505 AUTOPSIES	13,530	9,925	16,770	16,770	16,777	15,000	15,000	15,000
10-455-4620 COMMUNICATIONS	2,617	2,500	2,526	2,486	2,526	2,550	2,550	2,550
10-455-4680 TRAVEL/TRAINING	979	1,478	2,750	2,384	2,300	2,750	2,750	2,750
10-455-4710 INSURANCE/BONDS	0	178	0	0	0	0	0	0
10-455-4770 RENTAL	1,700	1,830	2,000	1,996	1,996	2,000	2,000	2,000
TOTAL OTHER SERVICES & CHARGES	18,826	15,910	24,046	23,636	23,599	22,300	22,300	22,300
CAPITAL OUTLAY								
10-455-5500 CAPITAL OUTLAY	1,308	2,535	2,700	2,341	2,341	2,000	1,200	1,200
CHAIRS - COURTROOM 0 0.00							0	
COMPUTER - MOVE FROM TE 1 1,200.00							1,200	
TOTAL CAPITAL OUTLAY	1,308	2,535	2,700	2,341	2,341	2,000	1,200	1,200
TOTAL JUSTICE OF THE PEACE NO 1	155,919	167,374	192,229	177,358	188,523	189,094	187,986	187,986

APPROVED BUDGET
AS OF: SEPTEMBER 30TH, 2016

10 -GENERAL APPROVED 9/12/2016
JUSTICE OF THE PEACE NO 2
EXPENDITURES

	2013-2014 ACTUAL	2014-2015 ACTUAL	2015-2016 CURRENT BUDGET	2015-2016 Y-T-D ACTUAL	2015-2016 PROJECTED YEAR END	2016-2017 DEPARTMENT REQUESTED	2016-2017 COMM COURT RECOMMENDED	2016-2017 APPROVED BUDGET
SALARIES								
10-456-4001 SALARY, ELECTED OFFICIAL	45,755	47,586	51,497	47,676	51,497	51,497	51,497	51,497
10-456-4085 LONGEVITY	4,320	3,360	3,456	3,456	3,456	3,552	3,552	3,552
10-456-4150 SALARY, SECRETARIES	33,305	34,637	38,051	35,224	38,048	38,051	38,051	38,051
10-456-4180 SALARY, PART/TIME SECRETARIES	10,067	12,701	14,256	11,639	12,969	14,256	13,728	13,728
TOTAL SALARIES	93,447	98,284	107,260	97,995	105,970	107,356	106,828	106,828
FRINGE BENEFITS								
10-456-4201 FRG BENE, SOC SEC TAXES	6,822	7,282	7,657	7,192	7,819	7,657	7,960	7,960
10-456-4202 FRG BENE, GROUP INS	20,608	23,103	28,603	22,706	25,967	28,603	23,891	23,891
10-456-4203 FRG BENE, RETIREMENT	9,326	9,799	10,659	9,354	10,581	10,659	10,128	10,128
10-456-4204 FRG BENE, WORK COMP	250	269	302	263	263	302	270	270
10-456-4206 FRG BENE, UNEMPLOYMENT COMP	50	74	61	41	58	61	66	66
TOTAL FRINGE BENEFITS	37,055	40,527	47,282	39,555	44,688	47,282	42,315	42,315
SUPPLIES								
10-456-4310 OFFICE SUPPLIES & EXPENSES	1,491	1,810	2,466	2,277	2,466	3,500	3,000	3,000
TOTAL SUPPLIES	1,491	1,810	2,466	2,277	2,466	3,500	3,000	3,000
OTHER SERVICES & CHARGES								
10-456-4505 AUTOPSIES	3,100	31,575	15,000	4,310	7,210	15,000	15,000	15,000
10-456-4620 COMMUNICATIONS	1,696	1,694	1,800	1,590	1,727	1,800	1,800	1,800
10-456-4680 TRAVEL/TRAINING	2,135	4,019	4,500	2,725	3,000	4,500	4,500	4,500
CONFERENCES, TRAVEL & M 1 2,750.00							2,750	
MILEAGE 1 1,750.00							1,750	
10-456-4710 INSURANCE/BONDS	50	249	0	0	0	0	0	0
10-456-4770 RENTAL	1,514	1,652	1,652	1,514	1,652	1,652	1,652	1,652
TOTAL OTHER SERVICES & CHARGES	8,495	39,187	22,952	10,139	13,589	22,952	22,952	22,952
CAPITAL OUTLAY								
10-456-5500 CAPITAL OUTLAY	1,289	2,526	3,650	3,178	2,491	34,000	4,500	4,500
PHONE SYSTEM - SEE CHOI 1 4,500.00							4,500	
LATERAL SHELVING - MOVE 0 4,500.00							0	
TOTAL CAPITAL OUTLAY	1,289	2,526	3,650	3,178	2,491	34,000	4,500	4,500
TOTAL JUSTICE OF THE PEACE NO 2	141,777	182,334	183,610	153,144	169,204	215,090	179,595	179,595

APPROVED BUDGET
AS OF: SEPTEMBER 30TH, 2016

10 -GENERAL APPROVED 9/12/2016
JURY
EXPENDITURES

	2013-2014 ACTUAL	2014-2015 ACTUAL	2015-2016 CURRENT BUDGET	2015-2016 Y-T-D ACTUAL	2015-2016 PROJECTED YEAR END	2016-2017 DEPARTMENT REQUESTED	2016-2017 COMM COURT RECOMMENDED	2016-2017 APPROVED BUDGET
FRINGE BENEFITS								
10-466-4204 FRG BENE, WORK COMP	78	50	80	77	77	80	80	80
TOTAL FRINGE BENEFITS	78	50	80	77	77	80	80	80
OTHER SERVICES & CHARGES								
10-466-4655 PETIT JURY, COUNTY COURT	0	0	800	0	0	1,000	1,000	1,000
10-466-4656 PETIT JURY, DISTRICT COURT	3,562	15,930	18,000	4,588	5,760	15,000	15,000	15,000
10-466-4657 PETIT JURY, J.P. COURT	0	0	300	168	168	300	300	300
10-466-4658 JURY, GRAND	11,890	15,004	12,000	11,336	12,856	12,000	12,000	12,000
10-466-4659 JURY COMMISSIONERS	100	90	100	(10)	(10)	0	0	0
10-466-4950 UNCLASSIFIED	512	1,143	750	687	883	575	575	575
TOTAL OTHER SERVICES & CHARGES	16,064	32,167	31,950	16,769	19,657	28,875	28,875	28,875
TOTAL JURY	16,142	32,217	32,030	16,846	19,734	28,955	28,955	28,955

APPROVED BUDGET
AS OF: SEPTEMBER 30TH, 2016

10 -GENERAL APPROVED 9/12/2016
COUNTY AUDITOR
EXPENDITURES

	2013-2014 ACTUAL	2014-2015 ACTUAL	2015-2016 CURRENT BUDGET	2015-2016 Y-T-D ACTUAL	2015-2016 PROJECTED YEAR END	2016-2017 DEPARTMENT REQUESTED	2016-2017 COMM COURT RECOMMENDED	2016-2017 APPROVED BUDGET
SALARIES								
10-495-4002 SALARY, APPOINTED OFFICIAL	54,464	59,800	65,000	60,177	65,000	65,000	65,000	65,000
10-495-4030 SALARY, ASSISTANTS	36,466	38,726	42,297	39,156	42,295	42,297	42,297	42,297
10-495-4032 SALARY, ASSISTANT #2	30,734	29,249	35,275	29,420	31,780	35,275	35,275	35,275
10-495-4085 LONGEVITY	6,392	6,776	5,376	5,376	5,376	5,680	5,680	5,680
10-495-4150 SALARY, ASSISTANT AUDITOR	29,920	31,883	35,275	32,654	35,273	35,275	35,275	35,275
10-495-4180 SALARY, PART/TIME SECRETARIES	0	2,375	2,520	648	2,520	2,520	5,280	5,280
TOTAL SALARIES	157,975	168,809	185,743	167,431	182,244	186,047	188,807	188,807
FRINGE BENEFITS								
10-495-4201 FRG BENE, SOC SEC TAXES	10,284	11,521	13,075	11,442	12,515	13,075	12,985	12,985
10-495-4202 FRG BENE, GROUP INS	52,810	51,355	54,660	50,104	54,659	54,660	56,045	56,045
10-495-4203 FRG BENE, RETIREMENT	15,769	16,837	18,458	15,985	18,110	18,458	17,899	17,899
10-495-4204 FRG BENE, WORK COMP	414	465	524	455	455	524	480	480
10-495-4206 FRG BENE, UNEMPLOYMENT COMP	171	254	204	137	192	204	227	227
TOTAL FRINGE BENEFITS	79,448	80,431	86,921	78,122	85,932	86,921	87,636	87,636
SUPPLIES								
10-495-4310 OFFICE SUPPLIES & EXPENSES	2,794	3,087	5,300	5,050	4,775	3,500	3,500	3,500
TOTAL SUPPLIES	2,794	3,087	5,300	5,050	4,775	3,500	3,500	3,500
OTHER SERVICES & CHARGES								
10-495-4620 COMMUNICATIONS	2,394	2,497	2,700	2,466	2,492	2,710	2,710	2,710
10-495-4680 TRAVEL/TRAINING	5,489	5,188	4,200	4,146	4,155	5,300	5,300	5,300
10-495-4710 INSURANCE/BONDS	0	93	0	0	0	100	100	100
10-495-4750 REP & MAINT,OFFICE EQUIPMENT	0	0	0	0	0	0	0	0
10-495-4760 MAINT & SUPPORT/COMPUTERS	7,568	8,265	8,733	8,469	8,657	9,565	9,565	9,565
TOTAL OTHER SERVICES & CHARGES	15,451	16,042	15,633	15,082	15,304	17,675	17,675	17,675
CAPITAL OUTLAY								
10-495-5500 CAPITAL OUTLAY	9,787	919	6,356	1,793	1,793	3,600	8,263	8,263
COMPUTER PER SCHEDULE 1 1,200.00							1,200	
AUD/TREAS LOGIN SERVER 1 2,500.00							2,500	
FIXED ASSET SCANNING SO 1 4,563.00							4,563	
TOTAL CAPITAL OUTLAY	9,787	919	6,356	1,793	1,793	3,600	8,263	8,263
TOTAL COUNTY AUDITOR	265,456	269,288	299,953	267,478	290,047	297,743	305,881	305,881

APPROVED BUDGET
AS OF: SEPTEMBER 30TH, 2016

10 -GENERAL APPROVED 9/12/2016
COUNTY TREASURER
EXPENDITURES

	2013-2014 ACTUAL	2014-2015 ACTUAL	2015-2016 CURRENT BUDGET	2015-2016 Y-T-D ACTUAL	2015-2016 PROJECTED YEAR END	2016-2017 DEPARTMENT REQUESTED	2016-2017 COMM COURT RECOMMENDED	2016-2017 APPROVED BUDGET
SALARIES								
10-497-4001 SALARY, ELECTED OFFICIAL	50,624	52,649	56,754	52,544	56,754	56,754	56,754	56,754
10-497-4040 SALARY, DEPUTIES	33,898	35,254	38,691	35,818	38,689	38,691	38,691	38,691
10-497-4085 LONGEVITY	2,552	3,128	3,224	3,224	3,224	3,320	3,320	3,320
10-497-4180 SALARY, PART/TIME SECRETARIES	0	1,241	5,000	3,753	3,950	5,000	5,000	5,000
TOTAL SALARIES	87,074	92,271	103,669	95,339	102,617	103,765	103,765	103,765
FRINGE BENEFITS								
10-497-4201 FRG BENE, SOC SEC TAXES	6,039	6,279	6,737	6,269	6,759	7,297	6,854	6,854
10-497-4202 FRG BENE, GROUP INS	22,018	25,386	30,118	27,608	30,117	30,118	30,879	30,879
10-497-4203 FRG BENE, RETIREMENT	8,692	9,200	10,302	9,104	10,236	10,302	9,837	9,837
10-497-4204 FRG BENE, WORK COMP	231	259	293	254	254	293	265	265
10-497-4206 FRG BENE, UNEMPLOYMENT COMP	37	56	49	33	44	49	54	54
TOTAL FRINGE BENEFITS	37,017	41,181	47,499	43,267	47,411	48,059	47,889	47,889
SUPPLIES								
10-497-4310 OFFICE SUPPLIES & EXPENSES	1,892	2,206	2,200	1,671	1,611	2,200	2,200	2,200
TOTAL SUPPLIES	1,892	2,206	2,200	1,671	1,611	2,200	2,200	2,200
OTHER SERVICES & CHARGES								
10-497-4620 COMMUNICATIONS	1,745	1,830	1,820	1,792	1,813	1,800	1,800	1,800
10-497-4680 TRAVEL/TRAINING	1,994	2,854	3,792	3,791	3,792	3,500	3,500	3,500
10-497-4710 INSURANCE/BONDS	0	706	0	0	0	0	0	0
10-497-4750 REP & MAINT,OFFICE EQUIPMENT	0	0	0	0	0	0	0	0
10-497-4760 MAINT & SUPPORT/COMPUTERS	8,476	9,627	10,140	10,139	9,979	10,500	10,500	10,500
TOTAL OTHER SERVICES & CHARGES	12,216	15,017	15,752	15,722	15,584	15,800	15,800	15,800
CAPITAL OUTLAY								
10-497-5500 CAPITAL OUTLAY	1,509	1,504	1,908	1,905	1,906	1,300	1,200	1,200
COMPUTER 1 1,200.00							1,200	
TOPS SOFTWARE - MOVE TO 1 0.00							0	
TOTAL CAPITAL OUTLAY	1,509	1,504	1,908	1,905	1,906	1,300	1,200	1,200
TOTAL COUNTY TREASURER	139,708	152,178	171,028	157,904	169,129	171,124	170,854	170,854

APPROVED BUDGET
AS OF: SEPTEMBER 30TH, 2016

10 -GENERAL APPROVED 9/12/2016
TAX ASSESSOR/COLLECTOR
EXPENDITURES

	2013-2014 ACTUAL	2014-2015 ACTUAL	2015-2016 CURRENT BUDGET	2015-2016 Y-T-D ACTUAL	2015-2016 PROJECTED YEAR END	2016-2017 DEPARTMENT REQUESTED	2016-2017 COMM COURT RECOMMENDED	2016-2017 APPROVED BUDGET
SALARIES								
10-499-4001 SALARY, ELECTED OFFICIAL	50,624	52,649	56,754	52,544	56,754	56,754	56,754	56,754
10-499-4040 SALARY, DEPUTIES	26,584	31,776	38,691	35,742	38,614	38,691	38,691	38,691
10-499-4041 SALARY, DEPUTIES	30,734	31,127	35,275	32,654	35,273	35,275	35,275	35,275
10-499-4042 SALARY, DEPUTIES	28,947	25,966	33,344	28,360	30,640	33,344	33,344	33,344
10-499-4043 SALARY, DEPUTIES	24,081	22,992	33,344	29,420	31,780	33,344	33,344	33,344
10-499-4085 LONGEVITY	3,480	4,088	3,128	3,128	3,128	3,512	3,512	3,512
10-499-4180 SALARY, PART/TIME SECRETARIES	10,282	12,415	10,000	9,660	10,000	10,000	12,000	12,000
TOTAL SALARIES	174,732	181,014	210,536	191,508	206,189	210,920	212,920	212,920
FRINGE BENEFITS								
10-499-4201 FRG BENE, SOC SEC TAXES	12,246	12,420	14,774	13,109	14,114	14,774	14,675	14,675
10-499-4202 FRG BENE, GROUP INS	58,681	63,318	70,338	64,477	70,338	70,338	72,123	72,123
10-499-4203 FRG BENE, RETIREMENT	17,438	18,051	20,921	18,260	20,479	20,921	20,185	20,185
10-499-4204 FRG BENE, WORK COMP	498	528	599	516	516	599	540	540
10-499-4206 FRG BENE, UNEMPLOYMENT COMP	135	190	169	111	156	169	185	185
TOTAL FRINGE BENEFITS	88,998	94,506	106,801	96,472	105,602	106,801	107,708	107,708
SUPPLIES								
10-499-4310 OFFICE SUPPLIES & EXPENSES	7,175	8,626	10,104	9,842	8,429	9,300	9,300	9,300
10-499-4315 POSTAGE & FREIGHT	5,486	5,650	6,000	5,700	5,700	6,000	6,000	6,000
10-499-4470 SUPPLIES, VOTER REGISTRATION	2,685	35	3,300	3,188	2,838	500	500	500
TOTAL SUPPLIES	15,346	14,311	19,404	18,730	16,967	15,800	15,800	15,800
OTHER SERVICES & CHARGES								
10-499-4585 TAX ROLLS & RECEIPTS	4,935	4,918	4,500	4,434	4,889	4,700	4,700	4,700
10-499-4620 COMMUNICATIONS	4,114	4,012	4,250	3,637	3,980	4,250	4,250	4,250
10-499-4641 VOTER REGISTRATION-CHAP 19	3,270	2,243	1,123	1,123	1,123	0	0	0
10-499-4660 LEGAL & BID NOTICES	1,648	2,039	2,000	776	2,026	2,000	2,000	2,000
10-499-4680 TRAVEL/TRAINING	4,403	3,980	3,900	3,437	3,465	7,900	7,900	7,900
10-499-4710 INSURANCE/BONDS	0	0	0	0	0	4,000	4,000	4,000
10-499-4750 REP & MAINT,OFFICE EQUIPMENT	140	0	550	550	550	550	550	550
10-499-4760 MAINT & SUPPORT/COMPUTERS	24,288	27,046	28,734	25,028	25,652	30,867	30,867	30,867
10-499-4770 RENTAL	1,598	1,465	1,600	1,598	1,598	1,600	1,600	1,600
TOTAL OTHER SERVICES & CHARGES	44,396	45,703	46,657	40,583	43,283	55,867	55,867	55,867
CAPITAL OUTLAY								
10-499-5500 CAPITAL OUTLAY	2,934	1,145	1,000	1,000	1,000	7,200	5,310	5,310
COMPUTERS: REPLACE 3 1,200.00							3,600	
PRINTERS 3 570.00							1,710	
0 0.00							0	
TOTAL CAPITAL OUTLAY	2,934	1,145	1,000	1,000	1,000	7,200	5,310	5,310
TOTAL TAX ASSESSOR/COLLECTOR	326,407	336,679	384,398	348,292	373,041	396,588	397,605	397,605

10 -GENERAL APPROVED 9/12/2016
PUBLIC FACILITIES
EXPENDITURES

	2013-2014 ACTUAL	2014-2015 ACTUAL	2015-2016 CURRENT BUDGET	2015-2016 Y-T-D ACTUAL	2015-2016 PROJECTED YEAR END	2016-2017 DEPARTMENT REQUESTED	2016-2017 COMM COURT RECOMMENDED	2016-2017 APPROVED BUDGET
SALARIES								
10-510-4085 LONGEVITY	744	1,032	1,320	1,320	1,320	1,608	1,608	1,608
10-510-4090 SALARY, BLDG SUPT	36,240	37,689	41,221	38,160	41,219	41,221	41,221	41,221
10-510-4161 SALARY, JANITORIAL	21,632	22,497	27,348	25,245	27,277	27,348	27,348	27,348
10-510-4162 SALARY, JANITORIAL	23,396	24,332	27,348	25,316	27,348	27,348	27,348	27,348
10-510-4180 SALARY, PART TIME	0	870	1,500	168	168	1,500	1,500	1,500
TOTAL SALARIES	82,012	86,420	98,737	90,209	97,332	99,025	99,025	99,025
FRINGE BENEFITS								
10-510-4201 FRG BENE, SOC SEC TAXES	5,521	5,582	6,502	5,679	6,117	6,502	6,265	6,265
10-510-4202 FRG BENE, GROUP INS	36,403	42,445	46,164	42,317	46,164	46,164	47,335	47,335
10-510-4203 FRG BENE, RETIREMENT	8,197	8,615	9,812	8,610	9,672	9,812	9,388	9,388
10-510-4204 FRG BENE, WORK COMP	1,535	2,112	2,330	2,027	2,027	2,330	2,060	2,060
10-510-4206 FRG BENE, UNEMPLOYMENT COMP	89	131	109	73	101	109	119	119
TOTAL FRINGE BENEFITS	51,746	58,884	64,917	58,706	64,081	64,917	65,167	65,167
SUPPLIES								
10-510-4310 OFFICE SUPPLIES & EXPENSES	167	197	350	275	375	350	350	350
10-510-4360 FUEL	1,116	895	1,200	734	822	1,200	1,200	1,200
10-510-4431 SUPPLIES, JANITORIAL BD DEV	249	286	150	104	104	0	0	0
10-510-4432 SUPPLIES, JANITORIAL CT HOUSE	7,051	7,812	7,500	6,789	6,941	7,500	7,500	7,500
10-510-4433 SUPPLIES, JANITORIAL SERV BLDG	7,333	7,621	8,100	7,561	7,545	7,500	7,500	7,500
TOTAL SUPPLIES	15,915	16,810	17,300	15,463	15,788	16,550	16,550	16,550
OTHER SERVICES & CHARGES								
10-510-4500 CONTRACT SERVICES	0	5,146	6,580	4,233	5,563	18,693	16,101	16,101
CRTHSE: STRIP & WAX FLO 1 2,927.00							2,927	
CRTHSE: SCRUB/RECOAT 1 1,296.00							1,296	
SERV: STRIP & WAX FLOOR 1 2,972.00							2,972	
SERV: SCRUB & RECOAT FL 1 1,783.00							1,783	
SERV-AUD: SRUB & RECOAT 2 749.00							1,498	
SERV-AUD: MONTHLY BUFF 8 150.00							1,200	
SERV: TINT WINDOWS 1 3,900.00							3,900	
JP2: TINT WINDOWS 1 525.00							525	
10-510-4620 COMMUNICATIONS	2,791	2,819	2,900	2,778	2,815	2,900	2,900	2,900
10-510-4710 INS, GEN, AUTO, PERSL LIABILIT	0	0	0	0	0	0	0	0
10-510-4711 INS, FIRE & EXT COV,CT HOUSE	25,477	26,668	24,872	17,745	17,765	18,298	18,298	18,298
10-510-4712 INS, FIRE & EXT COV, SERV BLDG	9,100	9,422	9,800	8,065	8,065	8,286	8,286	8,286
10-510-4713 INS, BOARD OF DEVELOPMENT	3,950	3,950	2,750	987	987	0	0	0
10-510-4714 INS, FIRE & EXT COV, MORALES	375	394	532	532	532	550	550	550
10-510-4715 INS, FIRE & EXT COV, MUSEUM	546	574	2,671	2,671	2,671	1,335	1,335	1,335
10-510-4716 INS, FIRE & EXT COV, FAIR	271	288	912	912	912	939	939	939
10-510-4717 INSURANCE, JP #2	702	733	913	913	913	941	941	941
10-510-4718 INSURANCE, WORKFORCE	318	335	350	330	330	340	340	340
10-510-4741 UTILITIES, CT HOUSE	52,367	47,873	58,000	45,821	46,096	53,000	53,000	53,000
10-510-4742 UTILITIES, SERVICE BLD	34,071	32,048	37,000	30,293	30,650	35,000	35,000	35,000

10 -GENERAL APPROVED 9/12/2016
PUBLIC FACILITIES
EXPENDITURES

	2013-2014 ACTUAL	2014-2015 ACTUAL	2015-2016 CURRENT BUDGET	2015-2016 Y-T-D ACTUAL	2015-2016 PROJECTED YEAR END	2016-2017 DEPARTMENT REQUESTED	2016-2017 COMM COURT RECOMMENDED	2016-2017 APPROVED BUDGET
10-510-4745 UTILITIES, MUSEUM	2,870	3,353	3,200	2,818	2,877	3,300	3,300	3,300
10-510-4747 UTILITIES, JP #2	5,855	4,989	5,900	4,316	4,312	5,000	5,000	5,000
10-510-4748 UTILITIES, WORKFORCE	3,731	3,622	3,800	3,529	3,498	3,800	3,800	3,800
10-510-4749 UTILITIES, LIGHTS/PARKS/FAIR	4,693	3,865	5,000	4,190	4,252	4,900	4,900	4,900
10-510-4750 REPAIRS & MAINT	900	928	2,000	1,592	1,575	1,500	1,500	1,500
10-510-4751 MAINT, BLDG, COURTHOUSE	31,213	36,106	31,900	22,408	24,350	32,000	32,000	32,000
10-510-4752 MAINT, BLDG, SERV BLDG	8,033	7,209	10,850	7,951	8,100	10,000	10,000	10,000
10-510-4753 MAINT, BLDG,BOARD OF DEVELOPME	1,267	901	300	281	281	0	0	0
10-510-4755 MAINT, MUSEUM	0	0	1,500	1,485	1,500	2,000	1,500	1,500
10-510-4757 MAINTENANCE, JP #2	735	2,384	1,200	801	1,200	1,200	1,200	1,200
10-510-4758 MAINTENANCE, BLD, WORKFORCE	1,506	1,097	2,000	1,194	1,237	1,500	1,500	1,500
10-510-4785 UNIFORMS	778	696	800	644	526	800	800	800
10-510-4950 UNCLASSIFIED	844	1,054	1,600	1,310	1,304	1,200	1,200	1,200
TOTAL OTHER SERVICES & CHARGES	192,394	196,456	217,330	167,800	172,311	207,482	204,390	204,390
CAPITAL OUTLAY								
10-510-5500 CAPITAL OUTLAY	2,839	37,574	16,136	15,512	16,136	7,132	0	0
SERV-JUV PROB-CARPET 1 0.00							0	
WORKFORCE:CARPET 1 0.00							0	
COURTROOM CHAIRS 6 0.00							0	
TOTAL CAPITAL OUTLAY	2,839	37,574	16,136	15,512	16,136	7,132	0	0
TOTAL PUBLIC FACILITIES	344,906	396,144	414,420	347,690	365,647	395,106	385,132	385,132

APPROVED BUDGET
AS OF: SEPTEMBER 30TH, 2016

10 -GENERAL APPROVED 9/12/2016
FIRE PROTECTION
EXPENDITURES

	2013-2014 ACTUAL	2014-2015 ACTUAL	2015-2016 CURRENT BUDGET	2015-2016 Y-T-D ACTUAL	2015-2016 PROJECTED YEAR END	2016-2017 DEPARTMENT REQUESTED	2016-2017 COMM COURT RECOMMENDED	2016-2017 APPROVED BUDGET
OTHER SERVICES & CHARGES								
10-543-4813 BASE, GANADO SERVICE	0	0	3,250	0	0	3,250	3,250	3,250
10-543-4823 RUNS, GANADO SERVICE	8,050	11,200	11,000	7,700	9,100	11,000	11,000	11,000
TOTAL OTHER SERVICES & CHARGES	8,050	11,200	14,250	7,700	9,100	14,250	14,250	14,250
TOTAL FIRE PROTECTION	8,050	11,200	14,250	7,700	9,100	14,250	14,250	14,250

APPROVED BUDGET
AS OF: SEPTEMBER 30TH, 2016

10 -GENERAL APPROVED 9/12/2016
EMS/"JAWS"
EXPENDITURES

	2013-2014 ACTUAL	2014-2015 ACTUAL	2015-2016 CURRENT BUDGET	2015-2016 Y-T-D ACTUAL	2015-2016 PROJECTED YEAR END	2016-2017 DEPARTMENT REQUESTED	2016-2017 COMM COURT RECOMMENDED	2016-2017 APPROVED BUDGET
FRINGE BENEFITS								
10-545-4204 FRG BENE, WORK COMP	814	864	1,000	780	780	1,000	950	950
TOTAL FRINGE BENEFITS	814	864	1,000	780	780	1,000	950	950
SUPPLIES								
10-545-4360 FUEL	214	267	600	101	120	600	600	600
TOTAL SUPPLIES	214	267	600	101	120	600	600	600
OTHER SERVICES & CHARGES								
10-545-4620 COMMUNICATIONS	1,693	1,643	2,350	2,236	2,236	2,350	2,350	2,350
10-545-4680 TRAVEL/TRAINING	0	0	0	0	0	0	0	0
10-545-4710 INSURANCE/BONDS	152	164	200	152	152	200	200	200
10-545-4750 REPAIR & MAINTENANCE	2,492	320	2,500	466	589	2,500	2,500	2,500
10-545-4950 UNCLASSIFIED	65	16	500	15	15	500	500	500
TOTAL OTHER SERVICES & CHARGES	4,402	2,143	5,550	2,869	2,992	5,550	5,550	5,550
CAPITAL OUTLAY								
10-545-5500 CAPITAL OUTLAY	0	4,999	0	0	0	0	0	0
TOTAL CAPITAL OUTLAY	0	4,999	0	0	0	0	0	0
TOTAL EMS/"JAWS"	5,430	8,273	7,150	3,750	3,892	7,150	7,100	7,100

PERMANENT NOTES:
Boardwalk $23,000 donation received 5/2012 for new truck. In General Fund Balance.

APPROVED BUDGET
AS OF: SEPTEMBER 30TH, 2016

10 -GENERAL APPROVED 9/12/2016
CONSTABLE PRECINCT NO 1
EXPENDITURES

	2013-2014 ACTUAL	2014-2015 ACTUAL	2015-2016 CURRENT BUDGET	2015-2016 Y-T-D ACTUAL	2015-2016 PROJECTED YEAR END	2016-2017 DEPARTMENT REQUESTED	2016-2017 COMM COURT RECOMMENDED	2016-2017 APPROVED BUDGET
SALARIES								
10-551-4001 SALARY, ELECTED OFFICIAL	43,224	46,253	50,112	46,394	50,112	50,112	50,112	50,112
10-551-4085 LONGEVITY	1,624	1,720	1,816	1,816	1,816	1,912	1,912	1,912
TOTAL SALARIES	44,848	47,973	51,928	48,210	51,928	52,024	52,024	52,024
FRINGE BENEFITS								
10-551-4201 FRG BENE, SOC SEC TAXES	3,314	3,442	3,954	3,434	3,696	3,954	3,717	3,717
10-551-4202 FRG BENE, GROUP INS	9,607	10,338	10,834	9,931	10,834	10,834	11,088	11,088
10-551-4203 FRG BENE, RETIREMENT	4,476	4,784	5,161	4,606	4,976	5,161	4,932	4,932
10-551-4204 FRG BENE, WORK COMP	587	664	748	650	650	748	670	670
TOTAL FRINGE BENEFITS	17,984	19,228	20,697	18,621	20,156	20,697	20,407	20,407
SUPPLIES								
10-551-4310 OFFICE SUPPLIES & EXPENSES	677	116	300	63	84	300	300	300
10-551-4360 FUEL	3,248	2,149	3,000	1,433	1,628	3,500	3,500	3,500
10-551-4445 SUPPLIES, LAW ENFORCEMENT	175	928	400	70	100	400	400	400
TOTAL SUPPLIES	4,100	3,194	3,700	1,566	1,812	4,200	4,200	4,200
OTHER SERVICES & CHARGES								
10-551-4620 COMMUNICATIONS	540	540	545	500	540	545	545	545
10-551-4680 TRAVEL/TRAINING	1,019	500	500	332	332	500	500	500
10-551-4710 INSURANCE/BONDS	152	164	173	152	152	170	170	170
10-551-4750 REPAIR AND MAINTENANCE	192	342	2,200	1,622	1,736	1,700	2,200	2,200
10-551-4785 UNIFORMS	93	97	400	266	233	400	400	400
TOTAL OTHER SERVICES & CHARGES	1,996	1,643	3,818	2,872	2,993	3,315	3,815	3,815
CAPITAL OUTLAY								
10-551-5500 CAPITAL OUTLAY	0	0	6,745	6,683	6,683	0	0	0
TOTAL CAPITAL OUTLAY	0	0	6,745	6,683	6,683	0	0	0
TOTAL CONSTABLE PRECINCT NO 1	68,928	72,038	86,888	77,952	83,572	80,236	80,446	80,446

APPROVED BUDGET
AS OF: SEPTEMBER 30TH, 2016

10 -GENERAL APPROVED 9/12/2016
CONSTABLE PRECINCT NO 2
EXPENDITURES

	2013-2014 ACTUAL	2014-2015 ACTUAL	2015-2016 CURRENT BUDGET	2015-2016 Y-T-D ACTUAL	2015-2016 PROJECTED YEAR END	2016-2017 DEPARTMENT REQUESTED	2016-2017 COMM COURT RECOMMENDED	2016-2017 APPROVED BUDGET
SALARIES								
10-552-4001 SALARY, ELECTED OFFICIAL	40,232	46,253	50,112	46,394	50,112	50,112	50,112	50,112
10-552-4085 LONGEVITY	864	2,400	2,400	2,400	2,400	2,400	2,400	2,400
TOTAL SALARIES	41,096	48,653	52,512	48,794	52,512	52,512	52,512	52,512
FRINGE BENEFITS								
10-552-4201 FRG BENE, SOC SEC TAXES	3,043	3,676	3,871	3,510	3,775	3,871	3,783	3,783
10-552-4202 FRG BENE, GROUP INS	8,348	10,259	12,499	11,457	12,499	12,499	12,803	12,803
10-552-4203 FRG BENE, RETIREMENT	3,498	4,082	5,219	4,664	5,034	5,219	4,979	4,979
10-552-4204 FRG BENE, WORK COMP	577	673	756	656	656	756	680	680
TOTAL FRINGE BENEFITS	15,465	18,691	22,345	20,287	21,964	22,345	22,245	22,245
SUPPLIES								
10-552-4310 OFFICE SUPPLIES & EXPENSES	15	501	500	311	311	500	500	500
10-552-4360 FUEL	2,796	3,930	4,500	2,682	2,948	4,500	4,500	4,500
10-552-4445 SUPPLIES, LAW ENFORCEMENT	0	0	400	42	35	400	400	400
TOTAL SUPPLIES	2,811	4,432	5,400	3,034	3,294	5,400	5,400	5,400
OTHER SERVICES & CHARGES								
10-552-4620 COMMUNICATIONS	887	927	1,100	852	888	950	950	950
10-552-4680 TRAVEL/TRAINING	0	0	0	0	0	0	0	0
10-552-4710 INSURANCE/BONDS	96	257	173	152	152	170	170	170
10-552-4750 REPAIR AND MAINTENANCE	213	1,037	1,800	741	129	1,800	1,800	1,800
10-552-4785 UNIFORMS	392	564	600	519	435	600	600	600
TOTAL OTHER SERVICES & CHARGES	1,588	2,784	3,673	2,264	1,604	3,520	3,520	3,520
CAPITAL OUTLAY								
10-552-5500 CAPITAL OUTLAY	1,786	263	7,820	7,493	7,493	0	0	0
TOTAL CAPITAL OUTLAY	1,786	263	7,820	7,493	7,493	0	0	0
TOTAL CONSTABLE PRECINCT NO 2	62,746	74,822	91,750	81,873	86,867	83,777	83,677	83,677

APPROVED BUDGET
AS OF: SEPTEMBER 30TH, 2016

10 -GENERAL APPROVED 9/12/2016
SHERIFF
EXPENDITURES

	2013-2014 ACTUAL	2014-2015 ACTUAL	2015-2016 CURRENT BUDGET	2015-2016 Y-T-D ACTUAL	2015-2016 PROJECTED YEAR END	2016-2017 DEPARTMENT REQUESTED	2016-2017 COMM COURT RECOMMENDED	2016-2017 APPROVED BUDGET
SALARIES								
10-560-4001 SALARY, ELECTED OFFICIAL	52,608	56,481	60,734	56,228	60,734	60,734	60,734	60,734
10-560-4040 SALARY, CHIEF DEPUTY	46,915	47,899	53,174	49,228	53,174	53,174	53,174	53,174
10-560-4041 SALARY, INVESTIGATOR	44,966	47,120	51,014	47,228	51,014	51,014	51,014	51,014
10-560-4042 SALARY, INVESTIGATOR (FY16)	42,942	44,480	51,014	47,228	51,014	51,014	51,014	51,014
10-560-4043 SALARY, SERGEANT (FY16)	37,040	42,960	48,997	45,360	48,997	48,997	48,997	48,997
10-560-4044 SALARY, DEPUTIES	41,101	42,960	46,837	43,359	46,837	46,837	46,837	46,837
10-560-4045 SALARY, DEPUTIES	44,966	47,120	46,837	43,359	46,837	46,837	46,837	46,837
10-560-4046 SALARY, DEPUTIES	40,655	42,960	46,837	42,750	46,726	46,837	46,837	46,837
10-560-4047 SALARY, DEPUTIES	38,665	40,313	46,837	41,499	44,428	46,837	46,837	46,837
10-560-4048 SALARY, DEPUTIES	41,101	42,960	46,837	43,359	46,837	46,837	46,837	46,837
10-560-4055 SALARY, DEPUTIES - TEMPORARY	0	30,141	0	0	0	0	0	0
10-560-4060 SALARY, DISPATCHERS	32,800	34,113	37,508	34,722	37,508	37,508	37,508	37,508
10-560-4061 SALARY, DISPATCHERS	31,595	28,133	36,328	33,331	35,648	36,328	36,328	36,328
10-560-4062 SALARY, DISPATCHERS	31,710	32,978	36,328	33,630	36,247	36,328	36,328	36,328
10-560-4063 SALARY, DISPATCHERS	31,710	32,978	36,328	33,630	36,247	36,328	36,328	36,328
10-560-4064 SALARY, DISPATCHERS	25,504	30,586	36,328	33,630	36,247	36,328	36,328	36,328
10-560-4065 SALARY, DISPATCHERS	31,710	32,978	36,328	33,630	36,247	36,328	36,328	36,328
10-560-4071 UNIFORM ALLOWANCE, SHERIFF	0	111	125	113	125	120	120	120
10-560-4085 LONGEVITY	15,848	15,080	16,712	16,320	16,712	18,344	17,952	17,952
10-560-4150 SALARY, ADMIN ASSIST	31,953	33,828	37,212	34,448	37,212	37,212	37,212	37,212
10-560-4151 SALARY, SECRETARIES	27,587	28,690	31,876	29,508	31,876	31,876	31,876	31,876
10-560-4184 SALARY, DEPUTIES, PART TIME	881	3,163	3,500	1,157	1,500	3,500	5,000	5,000
10-560-4185 SALARY, DISPATCHER,PART TIME	1,002	1,198	4,500	476	467	4,500	2,500	2,500
10-560-4195 SALARY, OVERTIME	20,375	1,167	1,525	2,052	1,374	0	0	0
TOTAL SALARIES	713,632	760,397	813,716	746,245	804,008	813,818	812,926	812,926
FRINGE BENEFITS								
10-560-4201 FRG BENE, SOC SEC TAXES	51,056	53,785	58,639	52,183	56,165	58,639	56,892	56,892
10-560-4202 FRG BENE, GROUP INS	204,480	234,659	237,853	231,319	252,245	237,853	257,965	257,965
10-560-4203 FRG BENE, RETIREMENT	71,376	75,770	80,794	71,310	79,932	80,794	77,066	77,066
10-560-4204 FRG BENE, WORK COMP	6,625	7,448	8,289	7,279	7,279	8,289	7,400	7,400
10-560-4206 FRG BENE, UNEMPLOYMENT COMP	718	1,045	825	557	774	825	909	909
TOTAL FRINGE BENEFITS	334,255	372,707	386,400	362,648	396,395	386,400	400,232	400,232
SUPPLIES								
10-560-4310 OFFICE SUPPLIES & EXPENSES	7,368	8,083	8,500	7,980	8,043	9,000	8,600	8,600
10-560-4360 FUEL	55,616	44,941	47,144	25,735	28,661	55,000	45,000	45,000
10-560-4445 SUPPLIES, LAW ENFORCEMENT	7,759	9,409	9,900	9,643	9,900	9,100	9,100	9,100
TOTAL SUPPLIES	70,744	62,433	65,544	43,358	46,604	73,100	62,700	62,700

10 -GENERAL APPROVED 9/12/2016
SHERIFF
EXPENDITURES

	2013-2014 ACTUAL	2014-2015 ACTUAL	2015-2016 CURRENT BUDGET	2015-2016 Y-T-D ACTUAL	2015-2016 PROJECTED YEAR END	2016-2017 DEPARTMENT REQUESTED	2016-2017 COMM COURT RECOMMENDED	2016-2017 APPROVED BUDGET
OTHER SERVICES & CHARGES								
10-560-4500 CONTRACT SERVICE, ANIMAL CONTR	0	0	0	0	0	0	0	0
10-560-4620 COMMUNICATIONS	13,023	15,182	13,302	13,000	13,115	13,200	13,200	13,200
10-560-4680 TRAVEL/TRAINING	12,662	12,157	13,556	13,545	13,556	12,000	12,000	12,000
10-560-4710 INSURANCE/BONDS	4,666	4,682	4,770	4,661	4,661	4,770	4,770	4,770
10-560-4740 UTILITIES	989	1,638	2,675	1,864	1,839	2,675	2,025	2,025
10-560-4750 REPAIR & MAINTENANCE	11,749	19,169	22,000	19,601	21,500	17,000	17,000	17,000
10-560-4759 REP & MAINT, FIREARMS TRAINING	1,233	0	1,500	224	352	1,500	1,500	1,500
10-560-4760 MAINT & SUPPORT, COMP/SOFT	25,280	25,134	42,735	41,733	42,733	39,572	39,572	39,572
SOUTHERN SOFTWARE (3%) 1 15,283.00							15,283	
MOTOROLA - TOWER 1 14,638.00							14,638	
APPRISS - SAVNS (VINE) 4 1,319.00							5,276	
TSM CONSULTING 1 1,000.00							1,000	
PCNS 45 75.00							3,375	
10-560-4770 RENTAL	8,321	8,349	8,500	8,094	8,316	8,500	8,500	8,500
10-560-4785 UNIFORMS	4,649	3,944	4,500	1,961	1,815	6,500	4,500	4,500
TOTAL OTHER SERVICES & CHARGES	82,570	90,252	113,538	104,683	107,887	105,717	103,067	103,067
CAPITAL OUTLAY								
10-560-5500 CAPITAL OUTLAY	111,997	43,640	49,500	49,338	49,956	123,642	95,950	95,950
VEHICLE - TAHOE 1 40,000.00							40,000	
MOVE 1 TAHOE TO TELE 0 40,000.00							0	
COMPUTER:DESKTOP INVEST 1 1,200.00							1,200	
DISPATCH CONSOLE-MC 750 2 0.00							0	
COST SHARE 15% x $36 2 27,375.00							54,750	
TOTAL CAPITAL OUTLAY	111,997	43,640	49,500	49,338	49,956	123,642	95,950	95,950
TOTAL SHERIFF	1,313,197	1,329,430	1,428,698	1,306,272	1,404,850	1,502,677	1,474,875	1,474,875

10 -GENERAL APPROVED 9/12/2016
CORRECTIONS
EXPENDITURES

	2013-2014 ACTUAL	2014-2015 ACTUAL	2015-2016 CURRENT BUDGET	2015-2016 Y-T-D ACTUAL	2015-2016 PROJECTED YEAR END	2016-2017 DEPARTMENT REQUESTED	2016-2017 COMM COURT RECOMMENDED	2016-2017 APPROVED BUDGET
SALARIES								
10-561-4079 SALARY SUPL, SHIFT LEADER	2,000	2,000	2,077	1,711	2,077	2,000	2,000	2,000
10-561-4085 LONGEVITY	10,896	9,432	10,664	10,664	13,240	10,304	10,304	10,304
10-561-4118 SALARY, CORR OFFICER (DAYS)	7,566	28,019	34,711	31,621	34,287	39,211	39,211	39,211
10-561-4120 SALARY, ADMINISTRATOR	44,063	46,859	50,743	46,976	50,743	50,743	50,743	50,743
10-561-4121 SALARY, SERGEANT	34,178	37,511	41,177	38,120	41,177	41,177	41,177	41,177
10-561-4122 SALARY, SERGEANT (FY16)	34,379	35,754	41,177	38,053	40,956	41,177	41,177	41,177
10-561-4123 SALARY, CORRECTION OFFICER	34,379	35,035	35,154	32,135	30,674	39,354	39,354	39,354
10-561-4124 SALARY, CORRECTION OFFICER	34,379	35,754	39,354	36,431	39,267	39,354	39,354	39,354
10-561-4125 SALARY, CORRECTION OFFICER	34,379	35,754	39,354	36,588	39,267	39,354	39,354	39,354
10-561-4126 SALARY, CORRECTION OFFICER	34,379	35,754	39,354	36,353	39,267	39,354	39,354	39,354
10-561-4127 SALARY, CORRECTION OFFICER	34,379	35,754	39,354	36,431	39,267	39,354	39,354	39,354
10-561-4128 SALARY, CORRECTION OFFICER	31,780	35,070	26,254	23,326	16,307	39,354	39,354	39,354
10-561-4129 SALARY, CORRECTION OFFICER	34,379	35,754	39,354	36,431	39,267	39,354	39,354	39,354
10-561-4130 SALARY, CORRECTION OFFICER	34,379	35,754	39,354	36,431	39,267	39,354	39,354	39,354
10-561-4131 SALARY, CORRECTION OFFICER	34,379	35,754	39,354	36,431	39,267	39,354	39,354	39,354
10-561-4132 SALARY, CORRECTION OFFICER	34,379	35,754	39,354	36,431	39,267	39,354	39,354	39,354
10-561-4133 SALARY, CORRECTION OFFICER	32,294	35,754	39,354	36,431	39,267	39,354	39,354	39,354
10-561-4134 SALARY, CORRECTION OFFICER	0	29,716	38,354	35,411	38,332	39,354	39,354	39,354
10-561-4183 SALARY, CORRECTION OFF, PT/TIM	46,883	21,021	26,815	24,431	27,322	35,000	20,000	20,000
10-561-4187 SALARY, TRANSPORT, PT	17,014	15,794	15,500	12,637	13,400	17,500	17,500	17,500
10-561-4195 SALARY, OVERTIME	0	2,297	4,185	4,184	4,185	2,000	2,000	2,000
TOTAL SALARIES	570,462	620,292	680,997	627,230	666,106	711,360	696,360	696,360
FRINGE BENEFITS								
10-561-4201 FRG BENE, SOC SEC TAXES	41,616	44,787	50,688	45,180	48,573	50,688	50,191	50,191
10-561-4202 FRG BENE, GROUP INS	152,159	186,331	191,777	175,106	191,697	206,277	204,418	204,418
10-561-4203 FRG BENE, RETIREMENT	56,771	61,741	69,500	59,915	64,182	69,500	66,015	66,015
10-561-4204 FRG BENE, WORK COMP	7,364	8,804	8,755	8,755	8,756	10,100	8,750	8,750
10-561-4206 FRG BENE, UNEMPLOYMENT COMP	634	945	770	511	700	770	836	836
TOTAL FRINGE BENEFITS	258,544	302,608	321,490	289,467	313,907	337,335	330,210	330,210
SUPPLIES								
10-561-4310 OFFICE SUPPLIES & EXPENSES	3,901	4,621	3,557	3,292	3,375	5,300	5,300	5,300
10-561-4360 FUEL	1,599	1,646	1,385	1,369	1,445	1,750	1,750	1,750
10-561-4410 FOOD	89,569	92,811	90,000	80,816	86,840	95,000	95,000	95,000
10-561-4430 SUPPLIES, JANITORIAL	4,770	4,947	6,500	5,315	5,600	6,500	6,500	6,500
10-561-4435 SUPPLIES, KITCHEN	4,622	4,573	3,500	3,450	3,728	3,500	3,500	3,500
10-561-4440 SUPPLIES, LAUNDRY	2,128	1,937	2,500	2,157	2,553	2,500	2,500	2,500
TOTAL SUPPLIES	106,589	110,536	107,442	96,400	103,541	114,550	114,550	114,550

10 -GENERAL APPROVED 9/12/2016
CORRECTIONS
EXPENDITURES

					(---------- 2015-2016 ----------)		(---------- 2016-2017 ----------)			
			2013-2014 ACTUAL	2014-2015 ACTUAL	CURRENT BUDGET	Y-T-D ACTUAL	PROJECTED YEAR END	DEPARTMENT REQUESTED	COMM COURT RECOMMENDED	APPROVED BUDGET
OTHER SERVICES & CHARGES										
10-561-4500 CONTRACT SERVICE			8,230	15,620	11,899	11,898	11,898	18,000	15,000	15,000
10-561-4620 COMMUNICATIONS			2,159	2,649	3,285	3,193	3,248	3,350	3,350	3,350
10-561-4645 INMATE, MEDICAL			15,627	34,030	91,211	42,383	50,043	38,000	38,000	38,000
10-561-4646 INMATE, MISCELLANEOUS			1,485	1,430	500	99	100	500	500	500
10-561-4647 INMATE, RX & MEDICAL SUPP			21,312	17,665	22,000	19,708	20,615	25,000	25,000	25,000
10-561-4648 INMATE, TRANSPORT EXP			13,350	8,668	9,000	7,475	8,027	12,000	10,000	10,000
10-561-4680 TRAVEL/TRAINING			2,795	4,555	1,928	1,927	2,500	5,000	5,000	5,000
10-561-4710 INSURANCE/BONDS			0	109	366	366	366	377	377	377
10-561-4740 UTILITIES			41,565	33,277	31,210	31,210	31,812	45,000	40,000	40,000
10-561-4750 REPAIR & MAINTENANCE			20,408	17,574	29,200	28,840	29,646	28,000	24,000	24,000
10-561-4785 UNIFORMS			2,892	1,784	3,000	2,619	2,976	3,000	3,000	3,000
TOTAL OTHER SERVICES & CHARGES			129,823	137,360	203,599	149,718	161,231	178,227	164,227	164,227
CAPITAL OUTLAY										
10-561-5500 CAPITAL OUTLAY			53,057	2,670	15,700	15,596	15,596	1,000	1,200	1,200
TASER (TO SECURITY)	1	0.00							0	
WASHER	1	700.00							700	
DRYER	1	500.00							500	
TOTAL CAPITAL OUTLAY			53,057	2,670	15,700	15,596	15,596	1,000	1,200	1,200
TOTAL CORRECTIONS			1,118,474	1,173,467	1,329,228	1,178,411	1,260,382	1,342,472	1,306,547	1,306,547

APPROVED BUDGET
AS OF: SEPTEMBER 30TH, 2016

10 -GENERAL APPROVED 9/12/2016
LNRA SECURITY CONTRACT
EXPENDITURES

	2013-2014 ACTUAL	2014-2015 ACTUAL	2015-2016 CURRENT BUDGET	2015-2016 Y-T-D ACTUAL	2015-2016 PROJECTED YEAR END	2016-2017 DEPARTMENT REQUESTED	2016-2017 COMM COURT RECOMMENDED	2016-2017 APPROVED BUDGET
SALARIES								
10-562-4042 SALARY, DEPUTIES	41,101	41,454	46,837	43,359	46,835	46,837	46,837	46,837
10-562-4085 LONGEVITY	1,112	1,208	104	104	104	200	200	200
TOTAL SALARIES	42,213	42,662	46,941	43,463	46,939	47,037	47,037	47,037
FRINGE BENEFITS								
10-562-4201 FRG BENE, SOC SEC TAXES	3,252	3,269	3,169	3,347	3,481	3,169	3,599	3,599
10-562-4202 FRG BENE, GROUP INS	9,366	9,479	16,104	9,703	10,585	16,104	10,863	10,863
10-562-4203 FRG BENE, RETIREMENT	4,245	4,283	4,665	4,174	4,695	4,665	4,460	4,460
10-562-4204 FRG BENE, WORK COMP	543	611	676	588	588	676	610	610
10-562-4206 FRG BENE, UNEMPLOYMENT COMP	46	67	52	35	48	52	57	57
TOTAL FRINGE BENEFITS	17,453	17,709	24,666	17,847	19,397	24,666	19,589	19,589
TOTAL LNRA SECURITY CONTRACT	59,666	60,371	71,607	61,310	66,336	71,703	66,626	66,626

APPROVED BUDGET
AS OF: SEPTEMBER 30TH, 2016

10 -GENERAL APPROVED 9/12/2016
JUVENILE PROBATION
EXPENDITURES

	2013-2014 ACTUAL	2014-2015 ACTUAL	2015-2016 CURRENT BUDGET	2015-2016 Y-T-D ACTUAL	2015-2016 PROJECTED YEAR END	2016-2017 DEPARTMENT REQUESTED	2016-2017 COMM COURT RECOMMENDED	2016-2017 APPROVED BUDGET
SALARIES								
10-570-4021 CHIEF PROBATION OFFICER	10,659	11,199	0	(861)	0	0	0	0
10-570-4030 SALARY, ASSISTANT	0	0	0	0	0	0	0	0
10-570-4085 LONGEVITY	26	55	198	198	198	294	260	260
10-570-4150 SALARY, SECRETARY	0	0	18,713	18,712	18,818	18,818	18,818	18,818
TOTAL SALARIES	10,685	11,254	18,911	18,049	19,016	19,112	19,078	19,078
570-4021 CHIEF PROBATION OFFICER PERMANENT NOTES: County has to contribute $28,063/yr								
FRINGE BENEFITS								
10-570-4201 FRG BENE, SOC SEC TAXES	818	861	1,455	1,391	1,498	1,455	1,460	1,460
10-570-4202 FRG BENE, GROUP INS	2,810	3,030	6,855	6,602	7,175	6,855	7,061	7,061
10-570-4203 FRG BENE, RETIREMENT	1,068	1,122	1,890	1,738	1,946	1,890	1,809	1,809
10-570-4204 FRG BENE, WORK COMP	10	26	48	53	54	48	50	50
10-570-4206 FRG BENE, UNEMPLOYMENT COMP	9	12	19	16	21	19	23	23
TOTAL FRINGE BENEFITS	4,714	5,052	10,267	9,800	10,694	10,267	10,403	10,403
SUPPLIES								
10-570-4310 OFFICE - OPERATING	4,778	5,103	1,841	1,257	1,708	8,000	8,000	8,000
10-570-4360 FUEL	0	0	0	0	0	0	1,300	1,300
TOTAL SUPPLIES	4,778	5,103	1,841	1,257	1,708	8,000	9,300	9,300
OTHER SERVICES & CHARGES								
10-570-4570 EXT CONTRACT - COMMUNITY BASED	170	2,264	764	763	763	0	1,000	1,000
10-570-4571 EXT CONTRACT - YOUTH SERVICES	0	0	0	244	0	0	0	0
10-570-4575 INTERCOUNTY CONT - DETENTION	912	1,161	796	686	686	0	0	0
10-570-4680 TRAVEL/TRAINING	2,056	858	1,214	982	982	2,500	1,500	1,500
10-570-4710 INSURANCE/BONDS	0	0	0	0	0	0	200	200
10-570-4750 REPAIRS & MAINTENANCE	0	0	0	0	0	0	1,500	1,500
TOTAL OTHER SERVICES & CHARGES	3,139	4,284	2,774	2,675	2,431	2,500	4,200	4,200
CAPITAL OUTLAY								
10-570-5500 CAPITAL OUTLAY	1,298	503	870	870	870	12,500	500	500
Radio - to communicate 1 500.00							500	
TOTAL CAPITAL OUTLAY	1,298	503	870	870	870	12,500	500	500
TOTAL JUVENILE PROBATION	24,613	26,196	34,664	32,651	34,720	52,379	43,481	43,481

PERMANENT NOTES:
County has to contribute $28,041/yr

10 -GENERAL APPROVED 9/12/2016
24TH JUD DIST/ADULT PROB
EXPENDITURES

					(---------- 2015-2016	----------	)	(---------- 2016-2017	----------	)
			2013-2014 ACTUAL	2014-2015 ACTUAL	CURRENT BUDGET	Y-T-D ACTUAL	PROJECTED YEAR END	DEPARTMENT REQUESTED	COMM COURT RECOMMENDED	APPROVED BUDGET
OTHER SERVICES & CHARGES										
10-578-4620 COMMUNICATIONS			2,658	2,360	2,500	2,397	2,397	2,500	2,500	2,500
10-578-4750 REPAIR & MAINTENANCE			0	0	0	0	0	0	0	0
TOTAL OTHER SERVICES & CHARGES			2,658	2,360	2,500	2,397	2,397	2,500	2,500	2,500
CAPITAL OUTLAY										
10-578-5500 CAPITAL OUTLAY			0	0	0	0	0	2,500	800	800
CHAIRS: DESK	2	400.00							800	
WAITING RM: PARTIAL WA	1	0.00							0	
TOTAL CAPITAL OUTLAY			0	0	0	0	0	2,500	800	800
TOTAL 24TH JUD DIST/ADULT PROB			2,658	2,360	2,500	2,397	2,397	5,000	3,300	3,300

APPROVED BUDGET
AS OF: SEPTEMBER 30TH, 2016

10 -GENERAL APPROVED 9/12/2016
DPS/TROOPERS
EXPENDITURES

	2013-2014 ACTUAL	2014-2015 ACTUAL	2015-2016 CURRENT BUDGET	2015-2016 Y-T-D ACTUAL	2015-2016 PROJECTED YEAR END	2016-2017 DEPARTMENT REQUESTED	2016-2017 COMM COURT RECOMMENDED	2016-2017 APPROVED BUDGET
SUPPLIES								
10-581-4310 OFFICE SUPPLIES & EXPENSES	240	210	300	223	300	300	300	300
10-581-4445 SUPPLIES, LAW ENFORCEMENT	441	0	500	0	0	500	500	500
TOTAL SUPPLIES	681	210	800	223	300	800	800	800
OTHER SERVICES & CHARGES								
10-581-4620 COMMUNICATIONS	2,442	1,310	1,300	1,184	1,184	1,200	1,200	1,200
10-581-4750 REPAIR AND MAINTENANCE	0	140	300	300	300	300	300	300
TOTAL OTHER SERVICES & CHARGES	2,442	1,450	1,600	1,484	1,484	1,500	1,500	1,500
CAPITAL OUTLAY								
10-581-5500 CAPITAL OUTLAY	0	0	1,200	788	788	0	0	0
TOTAL CAPITAL OUTLAY	0	0	1,200	788	788	0	0	0
TOTAL DPS/TROOPERS	3,123	1,660	3,600	2,495	2,572	2,300	2,300	2,300

10 -GENERAL APPROVED 9/12/2016
DPS/LICENSE & WEIGHT
EXPENDITURES

	2013-2014 ACTUAL	2014-2015 ACTUAL	2015-2016 CURRENT BUDGET	2015-2016 Y-T-D ACTUAL	2015-2016 PROJECTED YEAR END	2016-2017 DEPARTMENT REQUESTED	2016-2017 COMM COURT RECOMMENDED	2016-2017 APPROVED BUDGET
SUPPLIES								
10-582-4310 OFFICE SUPPLIES & EXPENSES	108	127	200	0	0	200	200	200
10-582-4445 SUPPLIES, LAW ENFORCEMENT	135	246	200	123	21	200	200	200
TOTAL SUPPLIES	243	373	400	123	21	400	400	400
OTHER SERVICES & CHARGES								
10-582-4620 COMMUNICATIONS	24	0	0	0	0	0	0	0
10-582-4710 INSURANCE/BONDS	118	183	380	295	295	380	380	380
10-582-4740 UTILITIES	549	618	900	508	514	900	900	900
10-582-4750 REPAIR AND MAINTENANCE	0	266	300	0	0	300	300	300
10-582-4770 RENTAL	0	565	1,500	1,500	1,500	1,500	1,500	1,500
TOTAL OTHER SERVICES & CHARGES	692	1,632	3,080	2,303	2,309	3,080	3,080	3,080
CAPITAL OUTLAY								
10-582-5500 CAPITAL OUTLAY	0	20,157	0	0	0	0	0	0
0 0.00							0	
TOTAL CAPITAL OUTLAY	0	20,157	0	0	0	0	0	0
TOTAL DPS/LICENSE & WEIGHT	935	22,162	3,480	2,426	2,330	3,480	3,480	3,480

APPROVED BUDGET
AS OF: SEPTEMBER 30TH, 2016

10 -GENERAL APPROVED 9/12/2016
SANITATION
EXPENDITURES

	2013-2014 ACTUAL	2014-2015 ACTUAL	2015-2016 CURRENT BUDGET	2015-2016 Y-T-D ACTUAL	2015-2016 PROJECTED YEAR END	2016-2017 DEPARTMENT REQUESTED	2016-2017 COMM COURT RECOMMENDED	2016-2017 APPROVED BUDGET
SALARIES								
10-595-4085 LONGEVITY	3,568	3,664	3,952	3,952	3,952	4,240	4,240	4,240
10-595-4171 SALARY, LANDFILL	29,866	37,168	40,679	37,658	40,677	40,679	40,679	40,679
10-595-4172 SALARY, LANDFILL	29,894	32,448	40,679	33,120	35,776	40,679	40,679	40,679
10-595-4180 SALARY, PART/TIME TRANS STA	5,143	6,873	10,000	6,661	7,054	10,000	8,000	8,000
10-595-4192 SALARY, LANDFILL	36,718	38,189	41,738	38,640	41,738	41,738	41,738	41,738
TOTAL SALARIES	105,189	118,342	137,048	120,031	129,197	137,336	135,336	135,336
FRINGE BENEFITS								
10-595-4201 FRG BENE, SOC SEC TAXES	7,446	8,490	9,966	8,605	9,334	9,966	9,720	9,720
10-595-4202 FRG BENE, GROUP INS	34,113	37,377	39,171	35,907	39,171	39,171	40,164	40,164
10-595-4203 FRG BENE, RETIREMENT	10,497	11,800	13,619	11,469	12,941	13,619	12,830	12,830
10-595-4204 FRG BENE, WORK COMP	1,360	1,821	2,057	1,789	1,789	2,057	1,820	1,820
10-595-4206 FRG BENE, UNEMPLOYMENT COMP	111	181	151	99	138	151	165	165
TOTAL FRINGE BENEFITS	53,527	59,668	64,964	57,869	63,373	64,964	64,699	64,699
SUPPLIES								
10-595-4310 OFFICE SUPPLIES & EXPENSES	2,208	1,478	2,400	2,285	2,100	2,100	2,100	2,100
10-595-4360 FUEL	12,618	11,708	16,000	8,804	11,669	16,000	16,000	16,000
10-595-4375 PARTS, SUPPLIES, REPAIRS	19,375	13,950	20,700	18,339	19,500	17,000	17,000	17,000
TOTAL SUPPLIES	34,201	27,136	39,100	29,429	33,269	35,100	35,100	35,100
OTHER SERVICES & CHARGES								
10-595-4540 DISPOSAL FEES	78,598	98,052	101,889	63,701	68,900	107,000	90,000	90,000
10-595-4620 COMMUNICATIONS	1,021	1,025	1,300	995	1,034	1,300	1,300	1,300
10-595-4680 TRAVEL/TRAINING	0	3,101	400	391	541	500	500	500
10-595-4710 INSURANCE/BONDS	1,225	1,281	3,181	3,181	3,181	2,600	2,600	2,600
10-595-4740 UTILITIES	2,654	2,268	2,742	1,838	1,890	2,800	2,400	2,400
10-595-4785 UNIFORMS	905	905	1,108	1,107	1,107	1,250	1,250	1,250
10-595-4950 UNCLASSIFIED	3,872	672	600	570	570	250	250	250
TOTAL OTHER SERVICES & CHARGES	88,275	107,303	111,220	71,783	77,223	115,700	98,300	98,300
CAPITAL OUTLAY								
10-595-5500 CAPITAL OUTLAY	731	163,113	20,830	0	20,630	10,600	13,300	13,300
CONTAINER: OPEN TOP 30 1 5,300.00							5,300	
LAWNMOWER 1 8,000.00							8,000	
TOTAL CAPITAL OUTLAY	731	163,113	20,830	0	20,630	10,600	13,300	13,300
TOTAL SANITATION	281,923	475,562	373,162	279,113	323,691	363,700	346,735	346,735

APPROVED BUDGET
AS OF: SEPTEMBER 30TH, 2016

10 -GENERAL APPROVED 9/12/2016
PERMITTING & INSPECTIONS
EXPENDITURES

	2013-2014 ACTUAL	2014-2015 ACTUAL	2015-2016 CURRENT BUDGET	2015-2016 Y-T-D ACTUAL	2015-2016 PROJECTED YEAR END	2016-2017 DEPARTMENT REQUESTED	2016-2017 COMM COURT RECOMMENDED	2016-2017 APPROVED BUDGET
SALARIES								
10-600-4085 LONGEVITY	0	0	0	0	0	0	24	24
10-600-4175 SALARY, ENVIRONMENTAL OFF	0	0	0	0	0	0	36,260	36,260
10-600-4180 SALARY, PART TIME	26,619	26,510	36,260	26,780	28,436	36,260	0	0
TOTAL SALARIES	26,619	26,510	36,260	26,780	28,436	36,260	36,284	36,284
FRINGE BENEFITS								
10-600-4201 FRG BENE, SOC SEC TAXES	2,036	2,028	2,774	2,030	2,254	2,774	2,757	2,757
10-600-4202 FRG BENE, GROUP INS	0	0	10,586	9,931	10,834	10,586	11,088	11,088
10-600-4203 FRG BENE, RETIREMENT	2,660	2,642	3,604	2,533	2,945	3,604	3,440	3,440
10-600-4204 FRG BENE, WORK COMP	82	91	105	91	91	105	95	95
10-600-4206 FRG BENE, UNEMPLOYMENT COMP	29	40	40	22	30	40	44	44
TOTAL FRINGE BENEFITS	4,808	4,801	17,109	14,607	16,154	17,109	17,424	17,424
SUPPLIES								
10-600-4310 OFFICE SUPPLIES & EXPENSE	1,349	1,193	2,000	1,797	1,997	1,600	1,600	1,600
TOTAL SUPPLIES	1,349	1,193	2,000	1,797	1,997	1,600	1,600	1,600
OTHER SERVICES & CHARGES								
10-600-4560 FLOOD PLAIN PERMITS	0	0	0	0	0	0	0	0
10-600-4620 COMMUNICATIONS	1,532	1,637	1,975	1,944	1,966	1,950	1,950	1,950
10-600-4630 ORGANIZATIONAL DUES	0	2,951	1,721	840	951	882	882	882
10-600-4680 TRAVEL/TRAINING	4,995	4,971	6,500	5,148	5,500	6,500	6,500	6,500
10-600-4750 REPAIR & MAINTENANCE	0	0	0	0	0	0	0	0
10-600-4760 MAINT & SUPPORT/COMPUTERS	400	625	600	175	215	645	645	645
TOTAL OTHER SERVICES & CHARGES	6,927	10,184	10,796	8,107	8,632	9,977	9,977	9,977
CAPITAL OUTLAY								
10-600-5500 CAPITAL OUTLAY	545	0	1,944	1,739	1,944	0	0	0
TOTAL CAPITAL OUTLAY	545	0	1,944	1,739	1,944	0	0	0
TOTAL PERMITTING & INSPECTIONS	40,247	42,688	68,109	53,030	57,163	64,946	65,285	65,285

APPROVED BUDGET
AS OF: SEPTEMBER 30TH, 2016

10 -GENERAL APPROVED 9/12/2016
HEALTH & HUMAN SERVICES
EXPENDITURES

	2013-2014 ACTUAL	2014-2015 ACTUAL	2015-2016 CURRENT BUDGET	2015-2016 Y-T-D ACTUAL	2015-2016 PROJECTED YEAR END	2016-2017 DEPARTMENT REQUESTED	2016-2017 COMM COURT RECOMMENDED	2016-2017 APPROVED BUDGET
OTHER SERVICES & CHARGES								
10-640-4555 ENVIRONMENTAL SERVICES	24,000	24,000	24,000	22,000	24,000	24,000	24,000	24,000
10-640-4840 GULF BEND CENTER	14,000	14,000	25,594	25,594	25,594	25,594	25,594	25,594
10-640-4841 SENIOR CITIZENS CENTER	40,000	40,000	40,000	40,000	40,000	40,000	30,000	30,000
10-640-4842 CHILD ADVOCACY SERVICES	0	0	0	0	0	0	4,000	4,000
TOTAL OTHER SERVICES & CHARGES	78,000	78,000	89,594	87,594	89,594	89,594	83,594	83,594
TOTAL HEALTH & HUMAN SERVICES	78,000	78,000	89,594	87,594	89,594	89,594	83,594	83,594

APPROVED BUDGET
AS OF: SEPTEMBER 30TH, 2016

10 -GENERAL APPROVED 9/12/2016
COUNTY LIBRARY
EXPENDITURES

	2013-2014 ACTUAL	2014-2015 ACTUAL	2015-2016 CURRENT BUDGET	2015-2016 Y-T-D ACTUAL	2015-2016 PROJECTED YEAR END	2016-2017 DEPARTMENT REQUESTED	2016-2017 COMM COURT RECOMMENDED	2016-2017 APPROVED BUDGET
SALARIES								
10-650-4002 SALARY, APPOINTED OFFICIAL	33,938	35,857	39,319	36,398	39,316	39,319	39,319	39,319
10-650-4030 SALARY, ASSISTANTS	27,587	28,690	31,876	29,508	31,875	31,876	31,876	31,876
10-650-4085 LONGEVITY	1,328	1,520	1,712	1,712	1,712	1,904	1,904	1,904
10-650-4180 SALARY, PART/TIME SECRETARIES	13,080	14,754	15,172	14,092	14,538	14,000	14,000	14,000
TOTAL SALARIES	75,933	80,822	88,079	81,710	87,441	87,099	87,099	87,099
FRINGE BENEFITS								
10-650-4201 FRG BENE, SOC SEC TAXES	5,254	5,599	6,268	5,660	6,122	6,268	6,032	6,032
10-650-4202 FRG BENE, GROUP INS	23,603	25,450	26,673	24,450	26,672	26,673	27,362	27,362
10-650-4203 FRG BENE, RETIREMENT	7,584	8,058	8,690	7,798	8,773	8,690	8,257	8,257
10-650-4204 FRG BENE, WORK COMP	164	212	241	210	210	241	215	215
10-650-4206 FRG BENE, UNEMPLOYMENT COMP	82	122	97	66	92	97	105	105
TOTAL FRINGE BENEFITS	36,687	39,442	41,969	38,184	41,869	41,969	41,971	41,971
SUPPLIES								
10-650-4310 OFFICE SUPPLIES & EXPENSES	9,222	4,730	4,800	4,693	5,363	4,400	4,400	4,400
10-650-4330 BOOKS, LIBRARY	30,683	31,438	33,000	30,986	33,000	33,700	33,700	33,700
10-650-4332 BOOKS, GRANTS	2,000	1,273	4,400	4,369	4,400	0	0	0
TOTAL SUPPLIES	41,905	37,442	42,200	40,048	42,763	38,100	38,100	38,100
OTHER SERVICES & CHARGES								
10-650-4620 COMMUNICATIONS	1,465	1,494	1,650	1,513	1,514	1,650	1,650	1,650
10-650-4675 PUBLICATIONS & SUBSCRIPTIONS	4,427	4,411	3,709	3,379	3,628	4,200	4,200	4,200
10-650-4680 TRAVEL/TRAINING	1,569	1,905	1,814	1,726	1,973	3,000	3,000	3,000
10-650-4750 REPAIR & MAINTENANCE	4,283	3,871	5,938	5,937	6,017	5,200	5,200	5,200
TOTAL OTHER SERVICES & CHARGES	11,745	11,682	13,111	12,556	13,132	14,050	14,050	14,050
CAPITAL OUTLAY								
10-650-5500 CAPITAL OUTLAY	8,988	5,964	3,360	3,197	3,197	3,800	3,800	3,800
COMPUTERS, MONITORS, TE 4 950.00							3,800	
TOTAL CAPITAL OUTLAY	8,988	5,964	3,360	3,197	3,197	3,800	3,800	3,800
TOTAL COUNTY LIBRARY	175,258	175,352	188,719	175,695	188,402	185,018	185,020	185,020

APPROVED BUDGET
AS OF: SEPTEMBER 30TH, 2016

10 -GENERAL APPROVED 9/12/2016
PARKS
EXPENDITURES

	2013-2014 ACTUAL	2014-2015 ACTUAL	2015-2016 CURRENT BUDGET	2015-2016 Y-T-D ACTUAL	2015-2016 PROJECTED YEAR END	2016-2017 DEPARTMENT REQUESTED	2016-2017 COMM COURT RECOMMENDED	2016-2017 APPROVED BUDGET
OTHER SERVICES & CHARGES								
10-660-4710 INSURANCE/BONDS	680	715	1,410	1,410	1,410	1,500	1,500	1,500
10-660-4740 UTILITIES	505	368	440	332	334	500	500	500
10-660-4750 REPAIRS & MAINTENANCE	0	389	0	0	0	500	500	500
TOTAL OTHER SERVICES & CHARGES	1,184	1,472	1,850	1,742	1,744	2,500	2,500	2,500
TOTAL PARKS	1,184	1,472	1,850	1,742	1,744	2,500	2,500	2,500

APPROVED BUDGET
AS OF: SEPTEMBER 30TH, 2016

10 -GENERAL APPROVED 9/12/2016
AG EXTENSION SERVICE
EXPENDITURES

	2013-2014 ACTUAL	2014-2015 ACTUAL	2015-2016 CURRENT BUDGET	2015-2016 Y-T-D ACTUAL	2015-2016 PROJECTED YEAR END	2016-2017 DEPARTMENT REQUESTED	2016-2017 COMM COURT RECOMMENDED	2016-2017 APPROVED BUDGET
SALARIES								
10-665-4073 SALARY, SUPL EXTENSION AGT	9,932	10,330	10,728	9,933	10,727	10,330	10,330	10,330
10-665-4074 SALARY, SUPL EXTENSION AGT	8,480	6,754	10,728	7,549	7,549	10,330	10,330	10,330
10-665-4085 LONGEVITY	384	480	576	576	576	80	80	80
10-665-4150 SALARY, SECRETARIES	26,604	27,853	33,344	23,490	25,570	33,344	33,344	33,344
TOTAL SALARIES	45,400	45,417	55,376	41,547	44,422	54,084	54,084	54,084
FRINGE BENEFITS								
10-665-4201 FRG BENE, SOC SEC TAXES	3,099	3,066	3,815	3,164	3,620	3,815	4,168	4,168
10-665-4202 FRG BENE, GROUP INS	14,253	15,366	16,104	8,821	9,703	16,104	10,863	10,863
10-665-4203 FRG BENE, RETIREMENT	2,695	2,825	3,371	2,288	2,599	3,371	3,169	3,169
10-665-4204 FRG BENE, WORK COMP	131	139	156	136	136	156	140	140
10-665-4206 FRG BENE, UNEMPLOYMENT COMP	50	68	61	35	41	61	65	65
TOTAL FRINGE BENEFITS	20,228	21,464	23,507	14,444	16,099	23,507	18,405	18,405
SUPPLIES								
10-665-4310 OFFICE SUPPLIES & EXPENSE	3,772	3,781	4,500	1,350	1,948	4,500	4,000	4,000
TOTAL SUPPLIES	3,772	3,781	4,500	1,350	1,948	4,500	4,000	4,000
OTHER SERVICES & CHARGES								
10-665-4620 COMMUNICATIONS	2,858	2,850	3,200	2,751	2,788	3,200	3,200	3,200
10-665-4680 TRAVEL/TRAINING	0	46	500	109	109	400	400	400
10-665-4684 TRAVEL, EXTENSION AGENT	6,507	4,913	5,900	5,500	6,000	5,000	5,000	5,000
10-665-4685 TRAVEL,EXTENSION AGENT	2,178	3,389	3,100	2,343	2,343	4,000	4,000	4,000
10-665-4750 REPAIR & MAINTENANCE	160	189	500	94	133	400	400	400
10-665-4770 RENTAL	0	0	3,746	3,434	3,746	3,746	3,746	3,746
TOTAL OTHER SERVICES & CHARGES	11,703	11,386	16,946	14,230	15,119	16,746	16,746	16,746
CAPITAL OUTLAY								
10-665-5500 CAPITAL OUTLAY	550	550	1,200	550	550	600	600	600
COMPUTER (COST SHARE) 1 600.00							600	
0 0.00							0	
TOTAL CAPITAL OUTLAY	550	550	1,200	550	550	600	600	600
TOTAL AG EXTENSION SERVICE	81,654	82,598	101,529	72,121	78,138	99,437	93,835	93,835

10 -GENERAL APPROVED 9/12/2016
U S SOIL CONSERVATION SV
EXPENDITURES

	2013-2014 ACTUAL	2014-2015 ACTUAL	2015-2016 CURRENT BUDGET	2015-2016 Y-T-D ACTUAL	2015-2016 PROJECTED YEAR END	2016-2017 DEPARTMENT REQUESTED	2016-2017 COMM COURT RECOMMENDED	2016-2017 APPROVED BUDGET
OTHER SERVICES & CHARGES								
10-670-4846 JC SOIL & WATER CONSERVATION	2,000	2,000	2,500	2,500	2,500	2,500	2,500	2,500
TOTAL OTHER SERVICES & CHARGES	2,000	2,000	2,500	2,500	2,500	2,500	2,500	2,500
TOTAL U S SOIL CONSERVATION SV	2,000	2,000	2,500	2,500	2,500	2,500	2,500	2,500
TOTAL EXPENDITURES	6,766,331	7,356,742	8,110,432	7,083,539	7,610,188	8,201,503	8,010,612	8,010,612
REVENUE OVER/(UNDER) EXPENDITURES	1,380,951	1,188,418	305,209	1,351,775	861,612	42,485	392,232	392,232
OTHER FINANCING SOURCES								
10-390-3915 TRS FROM COMMISSARY TELEPHONE	4,000	0	0	0	0	0	0	0
10-390-3921 TRS FROM SHERIFF FORFEITURE	13,949	0	0	0	0	0	0	0
10-390-3957 TRS FROM AMV	0	0	0	0	0	0	0	0
TOTAL OTHER FINANCING SOURCES	17,949	0	0	0	0	0	0	0
OTHER FINANCING USES								
10-700-7012 TRS TO PERMANENT IMPROVEMENT	31,299	102,200	975,722	975,722	975,722	225,722	30,935	30,935
10-700-7026 TRS TO LAW LIBRARY	19,361	6,683	0	0	0	0	0	0
10-700-7036 TRS TO HISTORICAL COMMISSION	1,200	1,100	1,100	1,100	1,100	1,538	1,538	1,538
10-700-7039 TRANSFER TO BRIDGE REPLACEMENT	0	50,000	50,000	50,000	50,000	50,000	50,000	50,000
10-700-7041 TRS TO R & B #1	414,195	373,905	396,329	396,329	396,329	396,329	385,423	385,423
10-700-7042 TRS TO R & B #2	451,153	415,461	436,467	436,467	436,467	436,467	422,449	422,449
10-700-7043 TRS TO R & B #3	357,579	324,609	342,407	342,407	342,407	342,407	333,347	333,347
10-700-7044 TRS TO R & B #4	600,072	542,250	552,695	552,695	552,695	552,695	545,855	545,855
10-700-7050 EQUIPMENT REPLACEMENT #1	20,000	20,000	20,000	20,000	20,000	20,000	20,000	20,000
10-700-7051 EQUIPMENT REPLACEMENT #2	20,000	20,000	20,000	20,000	20,000	20,000	20,000	20,000
10-700-7052 EQUIPMENT REPLACEMENT #3	20,000	20,000	20,000	20,000	20,000	20,000	20,000	20,000
10-700-7053 EQUIPMENT REPLACEMENT #4	20,000	20,000	20,000	20,000	20,000	20,000	20,000	20,000
10-700-7072 TRANSFER TO COAST IMPACT ASSIS	33,876	25,023	0	0	0	0	0	0
10-700-7080 TRS TO AIRPORT	0	0	0	0	0	0	0	0
TOTAL OTHER FINANCING USES	1,988,735	1,921,231	2,834,720	2,834,720	2,834,720	2,085,158	1,849,547	1,849,547
REVENUES & OTHER SOURCES OVER/ (UNDER) EXPENDITURES & OTHER USES	(589,835)	(732,813)	(2,529,511)	(1,482,945)	(1,973,108)	(2,042,673)	(1,457,315)	(1,457,315)

APPROVED BUDGET
AS OF: SEPTEMBER 30TH, 2016

12 -PERMANENT IMPROVEMENT APPROVED 9/12/2016

REVENUES

	2013-2014 ACTUAL	2014-2015 ACTUAL	2015-2016 CURRENT BUDGET	2015-2016 Y-T-D ACTUAL	2015-2016 PROJECTED YEAR END	2016-2017 DEPARTMENT REQUESTED	2016-2017 COMM COURT RECOMMENDED	2016-2017 APPROVED BUDGET
MISCELLANEOUS REVENUE								
12-360-3600 INTEREST	454	351	350	1,728	1,857	1,980	1,980	1,980
12-364-3640 SALES & COMP LOSS OF FIXED ASS	0	0	0	0	0	0	0	0
12-370-3710 MISCELLANEOUS REVENUE	0	0	0	0	0	0	0	0
TOTAL MISCELLANEOUS REVENUE	454	351	350	1,728	1,857	1,980	1,980	1,980
TOTAL REVENUES	454	351	350	1,728	1,857	1,980	1,980	1,980

APPROVED BUDGET
AS OF: SEPTEMBER 30TH, 2016

12 -PERMANENT IMPROVEMENT APPROVED 9/12/2016
PERMANENT IMPROVEMENT
EXPENDITURES

					(---------- 2015-2016 ----------)			(---------- 2016-2017 ----------)		
			2013-2014 ACTUAL	2014-2015 ACTUAL	CURRENT BUDGET	Y-T-D ACTUAL	PROJECTED YEAR END	DEPARTMENT REQUESTED	COMM COURT RECOMMENDED	APPROVED BUDGET
OTHER SERVICES & CHARGES										
12-516-4750 REPAIR & MAINTENANCE			0	25,686	41,100	38,184	41,100	0	0	0
12-516-4850 ROW & EXPENSE, STATE			0	0	0	1,200	0	0	0	0
TOTAL OTHER SERVICES & CHARGES			0	25,686	41,100	39,384	41,100	0	0	0
CAPITAL OUTLAY										
12-516-5500 CAPITAL OUTLAY			107,770	118,340	204,600	41,118	51,118	189,200	204,600	204,600
CRTHSE: PURCH LAND; PAR	1	40,000.00							40,000	
CRTHSE: REPLACE HANDICA	1	50,000.00							50,000	
MUSEUM: SIDEWALKS FY14	1	9,000.00							9,000	
GENERATOR FY16	1	80,000.00							80,000	
CRTHSE: DIST CTRM - CON	1	17,700.00							17,700	
SERV BLD: PACKAGE UNTI-	1	7,900.00							7,900	
TOTAL CAPITAL OUTLAY			107,770	118,340	204,600	41,118	51,118	189,200	204,600	204,600
TOTAL PERMANENT IMPROVEMENT			107,770	144,026	245,700	80,502	92,218	189,200	204,600	204,600
TOTAL EXPENDITURES			107,770	144,026	245,700	80,502	92,218	189,200	204,600	204,600
REVENUE OVER/(UNDER) EXPENDITURES			(107,316)	(143,674)	(245,350)	(78,773)	(90,361)	(187,220)	(202,620)	(202,620)
OTHER FINANCING SOURCES										
12-390-3910 TRANSFER FROM GENERAL			31,299	102,200	975,722	975,722	975,722	225,722	30,935	30,935
12-390-3980 TRANSFER FROM AIRPORT			0	13,000	0	0	0	0	0	0
TOTAL OTHER FINANCING SOURCES			31,299	115,200	975,722	975,722	975,722	225,722	30,935	30,935
OTHER FINANCING USES										
TOTAL OTHER FINANCING USES			0	0	0	0	0	0	0	0
REVENUES & OTHER SOURCES OVER/ (UNDER) EXPENDITURES & OTHER USES			(76,017)	(28,474)	730,372	896,949	885,361	38,502	(171,685)	(171,685)

APPROVED BUDGET
AS OF: SEPTEMBER 30TH, 2016

15 -COMMISSARY TELEPHONE APPROVED 9/12/2016
REVENUES

	2013-2014 ACTUAL	2014-2015 ACTUAL	2015-2016 CURRENT BUDGET	2015-2016 Y-T-D ACTUAL	2015-2016 PROJECTED YEAR END	2016-2017 DEPARTMENT REQUESTED	2016-2017 COMM COURT RECOMMENDED	2016-2017 APPROVED BUDGET
CHARGES FOR SERVICES								
15-342-3429 TELEPHONE SALES/COMMISSIONS	48,070	55,042	48,000	39,447	43,000	36,000	36,000	36,000
TOTAL CHARGES FOR SERVICES	48,070	55,042	48,000	39,447	43,000	36,000	36,000	36,000
TOTAL REVENUES	48,070	55,042	48,000	39,447	43,000	36,000	36,000	36,000

APPROVED BUDGET
AS OF: SEPTEMBER 30TH, 2016

15 -COMMISSARY TELEPHONE APPROVED 9/12/2016
TELEPHONE
EXPENDITURES

	2013-2014 ACTUAL	2014-2015 ACTUAL	2015-2016 CURRENT BUDGET	2015-2016 Y-T-D ACTUAL	2015-2016 PROJECTED YEAR END	2016-2017 DEPARTMENT REQUESTED	2016-2017 COMM COURT RECOMMENDED	2016-2017 APPROVED BUDGET
SALARIES								
15-563-4071 UNIFORM ALLOWANCE	3,702	3,905	4,048	3,748	4,048	4,048	3,900	3,900
TOTAL SALARIES	3,702	3,905	4,048	3,748	4,048	4,048	3,900	3,900
FRINGE BENEFITS								
15-563-4201 FRG BENE, SOC SEC TAXES	299	299	310	149	298	310	299	299
15-563-4203 FRG BENE, RETIREMENT	391	389	403	194	387	384	370	370
15-563-4204 FRG BENE, WORK COMP	51	54	59	51	51	59	55	55
15-563-4206 FRG BENE, UNEMPLOYMENT COMP	4	5	5	2	4	5	5	5
TOTAL FRINGE BENEFITS	745	747	777	396	740	758	729	729
SUPPLIES								
15-563-4310 OFFICE SUPPLIES & EXPENSES	404	526	600	0	0	600	600	600
15-563-4445 SUPPLIES, LAW ENFORCEMENT	3,871	10,352	9,473	8,522	9,473	9,473	9,473	9,473
15-563-4460 SUPPLIES, PHONE CARD	0	0	0	0	0	0	0	0
TOTAL SUPPLIES	4,276	10,878	10,073	8,522	9,473	10,073	10,073	10,073
OTHER SERVICES & CHARGES								
15-563-4685 UNIFORMS	0	0	0	0	0	0	0	0
15-563-4750 REPAIR AND MAINTENANCE	0	2,672	0	0	0	0	0	0
15-563-4950 UNCLASSIFIED	388	0	37,161	0	0	59,584	21,500	21,500
TOTAL OTHER SERVICES & CHARGES	388	2,672	37,161	0	0	59,584	21,500	21,500
CAPITAL OUTLAY								
15-563-5500 CAPITAL OUTLAY	5,701	34,413	46,166	46,165	46,165	0	40,000	40,000
VEHICLE - TAHOE (FROM F 1 40,000.00							40,000	
0 0.00							0	
0 0.00							0	
0 0.00							0	
TOTAL CAPITAL OUTLAY	5,701	34,413	46,166	46,165	46,165	0	40,000	40,000
TOTAL TELEPHONE	14,811	52,614	98,225	58,830	60,426	74,463	76,202	76,202
TOTAL EXPENDITURES	14,811	52,614	98,225	58,830	60,426	74,463	76,202	76,202
REVENUE OVER/(UNDER) EXPENDITURES	33,259	2,427	(50,225)	(19,383)	(17,426)	(38,463)	(40,202)	(40,202)

15 -COMMISSARY TELEPHONE APPROVED 9/12/2016

	2013-2014 ACTUAL	2014-2015 ACTUAL	2015-2016 CURRENT BUDGET	2015-2016 Y-T-D ACTUAL	2015-2016 PROJECTED YEAR END	2016-2017 DEPARTMENT REQUESTED	2016-2017 COMM COURT RECOMMENDED	2016-2017 APPROVED BUDGET
OTHER FINANCING SOURCES								
TOTAL OTHER FINANCING SOURCES	0	0	0	0	0	0	0	0
OTHER FINANCING USES								
15-700-7010 TRS TO GENERAL	4,000	0	0	0	0	0	0	0
TOTAL OTHER FINANCING USES	4,000	0	0	0	0	0	0	0
REVENUES & OTHER SOURCES OVER/ (UNDER) EXPENDITURES & OTHER USES	29,259	2,427	(50,225)	(19,383)	(17,426)	(38,463)	(40,202)	(40,202)

APPROVED BUDGET
AS OF: SEPTEMBER 30TH, 2016

17 -DISTRICT ATTORNEY-HOT CHK APPROVED 9/12/2016

REVENUES

	2013-2014 ACTUAL	2014-2015 ACTUAL	2015-2016 CURRENT BUDGET	2015-2016 Y-T-D ACTUAL	2015-2016 PROJECTED YEAR END	2016-2017 DEPARTMENT REQUESTED	2016-2017 COMM COURT RECOMMENDED	2016-2017 APPROVED BUDGET
CHARGES FOR SERVICES								
17-340-3460 HOT CHECK FEES, DIST ATTY	1,259	1,021	1,100	983	1,228	1,100	1,100	1,100
TOTAL CHARGES FOR SERVICES	1,259	1,021	1,100	983	1,228	1,100	1,100	1,100
TOTAL REVENUES	1,259	1,021	1,100	983	1,228	1,100	1,100	1,100

17 -DISTRICT ATTORNEY-HOT CHK APPROVED 9/12/2016
CDA HOT CHECK
EXPENDITURES

	2013-2014 ACTUAL	2014-2015 ACTUAL	2015-2016 CURRENT BUDGET	2015-2016 Y-T-D ACTUAL	2015-2016 PROJECTED YEAR END	2016-2017 DEPARTMENT REQUESTED	2016-2017 COMM COURT RECOMMENDED	2016-2017 APPROVED BUDGET
SALARIES								
17-437-4150 SALARY, SECRETARIES	4,250	4,250	1,420	0	0	1,500	1,500	1,500
17-437-4180 SALARY, PART/TIME SECRETARIES	0	0	0	0	0	0	0	0
TOTAL SALARIES	4,250	4,250	1,420	0	0	1,500	1,500	1,500
FRINGE BENEFITS								
17-437-4201 FRG BENE, SOC SEC TAXES	325	325	109	0	0	115	115	115
17-437-4203 FRG BENE, RETIREMENT	415	428	142	0	0	143	143	143
17-437-4204 FRG BENE, WORK COMP	24	12	4	2	0	5	5	5
17-437-4206 FRG BENE, UNEMPLOYMENT COMP	0	6	2	0	0	2	2	2
TOTAL FRINGE BENEFITS	764	770	257	2	0	265	265	265
SUPPLIES								
17-437-4310 OFFICE SUPPLIES & EXPENSES	0	38	0	0	0	0	0	0
TOTAL SUPPLIES	0	38	0	0	0	0	0	0
OTHER SERVICES & CHARGES								
17-437-4650 INVESTIGATION	0	0	0	0	0	0	0	0
17-437-4770 RENTAL	0	0	0	0	0	0	0	0
17-437-4950 UNCLASSIFIED	0	0	0	0	0	0	0	0
TOTAL OTHER SERVICES & CHARGES	0	0	0	0	0	0	0	0
CAPITAL OUTLAY								
17-437-5500 CAPITAL OUTLAY	0	0	0	0	0	0	0	0
TOTAL CAPITAL OUTLAY	0	0	0	0	0	0	0	0
TOTAL CDA HOT CHECK	5,014	5,058	1,677	2	0	1,765	1,765	1,765
TOTAL EXPENDITURES	5,014	5,058	1,677	2	0	1,765	1,765	1,765
REVENUE OVER/(UNDER) EXPENDITURES	(3,755)	(4,037)	(577)	982	1,228	(665)	(665)	(665)
OTHER FINANCING SOURCES								
TOTAL OTHER FINANCING SOURCES	0	0	0	0	0	0	0	0
OTHER FINANCING USES								
TOTAL OTHER FINANCING USES	0	0	0	0	0	0	0	0
REVENUES & OTHER SOURCES OVER/ (UNDER) EXPENDITURES & OTHER USES	(3,755)	(4,037)	(577)	982	1,228	(665)	(665)	(665)

APPROVED BUDGET
AS OF: SEPTEMBER 30TH, 2016

18 -ELECTIONS ADMINISTRATION APPROVED 9/12/2016

REVENUES

	2013-2014 ACTUAL	2014-2015 ACTUAL	2015-2016 CURRENT BUDGET	2015-2016 Y-T-D ACTUAL	2015-2016 PROJECTED YEAR END	2016-2017 DEPARTMENT REQUESTED	2016-2017 COMM COURT RECOMMENDED	2016-2017 APPROVED BUDGET
CHARGES FOR SERVICES								
18-340-3440 ELECTION ADMIN FEE-CO CLK	822	0	800	891	891	0	0	0
TOTAL CHARGES FOR SERVICES	822	0	800	891	891	0	0	0
TOTAL REVENUES	822	0	800	891	891	0	0	0

APPROVED BUDGET
AS OF: SEPTEMBER 30TH, 2016

18 -ELECTIONS ADMINISTRATION APPROVED 9/12/2016
COUNTY CLERK
EXPENDITURES

	2013-2014 ACTUAL	2014-2015 ACTUAL	2015-2016 CURRENT BUDGET	2015-2016 Y-T-D ACTUAL	2015-2016 PROJECTED YEAR END	2016-2017 DEPARTMENT REQUESTED	2016-2017 COMM COURT RECOMMENDED	2016-2017 APPROVED BUDGET
SUPPLIES								
18-403-4310 OFFICE SUPPLIES & EXPENSES	0	0	0	0	0	0	0	0
TOTAL SUPPLIES	0	0	0	0	0	0	0	0
OTHER SERVICES & CHARGES								
18-403-4680 TRAVEL/TRAINING	96	0	1,664	124	124	1,722	1,631	1,631
18-403-4950 UNCLASSIFIED	0	0	0	0	0	0	0	0
TOTAL OTHER SERVICES & CHARGES	96	0	1,664	124	124	1,722	1,631	1,631
TOTAL COUNTY CLERK	96	0	1,664	124	124	1,722	1,631	1,631
TOTAL EXPENDITURES	96	0	1,664	124	124	1,722	1,631	1,631
REVENUE OVER/(UNDER) EXPENDITURES	725	0	(864)	766	767	(1,722)	(1,631)	(1,631)
OTHER FINANCING SOURCES								
TOTAL OTHER FINANCING SOURCES	0	0	0	0	0	0	0	0
OTHER FINANCING USES								
TOTAL OTHER FINANCING USES	0	0	0	0	0	0	0	0
REVENUES & OTHER SOURCES OVER/ (UNDER) EXPENDITURES & OTHER USES	725	0	(864)	766	767	(1,722)	(1,631)	(1,631)

APPROVED BUDGET
AS OF: SEPTEMBER 30TH, 2016

19 -FORFEITURE-DIST ATTORNEY APPROVED 9/12/2016

REVENUES

	2013-2014 ACTUAL	2014-2015 ACTUAL	2015-2016 CURRENT BUDGET	2015-2016 Y-T-D ACTUAL	2015-2016 PROJECTED YEAR END	2016-2017 DEPARTMENT REQUESTED	2016-2017 COMM COURT RECOMMENDED	2016-2017 APPROVED BUDGET
FINES & FORFEITURES								
19-352-3520 FORFEITURES RECEIVED	12,351	0	2,500	3,038	3,037	2,500	2,500	2,500
TOTAL FINES & FORFEITURES	12,351	0	2,500	3,038	3,037	2,500	2,500	2,500
MISCELLANEOUS REVENUE								
19-360-3600 INTEREST	570	565	450	477	523	450	450	450
TOTAL MISCELLANEOUS REVENUE	570	565	450	477	523	450	450	450
TOTAL REVENUES	12,921	565	2,950	3,514	3,560	2,950	2,950	2,950

APPROVED BUDGET
AS OF: SEPTEMBER 30TH, 2016

19 -FORFEITURE-DIST ATTORNEY APPROVED 9/12/2016
CRIMINAL DIST ATTORNEY
EXPENDITURES

	2013-2014 ACTUAL	2014-2015 ACTUAL	2015-2016 CURRENT BUDGET	2015-2016 Y-T-D ACTUAL	2015-2016 PROJECTED YEAR END	2016-2017 DEPARTMENT REQUESTED	2016-2017 COMM COURT RECOMMENDED	2016-2017 APPROVED BUDGET
SALARIES								
19-437-4041 SALARY, INVESTIGATOR	8,020	8,342	8,664	8,022	8,664	8,343	8,664	8,664
19-437-4180 SALARY, PART/TIME SECRETARIES	5,355	6,742	8,000	6,302	6,186	8,000	8,000	8,000
TOTAL SALARIES	13,375	15,084	16,664	14,324	14,850	16,343	16,664	16,664
FRINGE BENEFITS								
19-437-4201 FRG BENE, SOC SEC TAXES	1,023	1,154	1,275	1,096	1,148	1,275	1,275	1,275
19-437-4202 FRG BENE, GROUP INS	1,480	1,596	1,615	1,481	1,615	1,615	1,630	1,630
19-437-4203 FRG BENE, RETIREMENT	1,336	1,503	1,656	1,343	1,512	1,656	1,580	1,580
19-437-4204 FRG BENE, WORK COMP	131	137	148	128	128	148	132	132
19-437-4206 FRG BENE, UNEMPLOYMENT COMP	6	10	19	5	6	19	20	20
TOTAL FRINGE BENEFITS	3,976	4,400	4,713	4,052	4,408	4,713	4,637	4,637
SUPPLIES								
19-437-4310 OFFICE SUPPLIES & EXPENSES	0	66	54	15	30	2,000	2,000	2,000
19-437-4360 FUEL	1,115	597	3,000	348	408	2,000	2,000	2,000
TOTAL SUPPLIES	1,115	663	3,054	364	439	4,000	4,000	4,000
OTHER SERVICES & CHARGES								
19-437-4620 COMMUNICATIONS	0	259	0	0	0	0	0	0
19-437-4650 INVESTIGATION	195	10	1,000	456	256	1,000	1,000	1,000
19-437-4680 TRAVEL/TRAINING	168	1,280	3,000	0	0	3,000	3,000	3,000
19-437-4750 REPAIRS & MAINTENANCE	101	228	1,000	839	839	1,000	1,000	1,000
19-437-4950 UNCLASSIFIED	0	0	0	0	0	0	0	0
TOTAL OTHER SERVICES & CHARGES	464	1,777	5,000	1,295	1,095	5,000	5,000	5,000
CAPITAL OUTLAY								
19-437-5500 CAPITAL OUTLAY	630	3,505	1,946	1,946	1,946	0	0	0
TOTAL CAPITAL OUTLAY	630	3,505	1,946	1,946	1,946	0	0	0
TOTAL CRIMINAL DIST ATTORNEY	19,560	25,429	31,377	21,980	22,737	30,056	30,301	30,301
TOTAL EXPENDITURES	19,560	25,429	31,377	21,980	22,737	30,056	30,301	30,301
REVENUE OVER/(UNDER) EXPENDITURES	(6,639)	(24,864)	(28,427)	(18,466)	(19,177)	(27,106)	(27,351)	(27,351)
OTHER FINANCING SOURCES								
TOTAL OTHER FINANCING SOURCES	0	0	0	0	0	0	0	0

19 -FORFEITURE-DIST ATTORNEY APPROVED 9/12/2016

	2013-2014 ACTUAL	2014-2015 ACTUAL	2015-2016 CURRENT BUDGET	2015-2016 Y-T-D ACTUAL	2015-2016 PROJECTED YEAR END	2016-2017 DEPARTMENT REQUESTED	2016-2017 COMM COURT RECOMMENDED	2016-2017 APPROVED BUDGET
OTHER FINANCING USES								
TOTAL OTHER FINANCING USES	0	0	0	0	0	0	0	0
REVENUES & OTHER SOURCES OVER/ (UNDER) EXPENDITURES & OTHER USES	(6,639)	(24,864)	(28,427)	(18,466)	(19,177)	(27,106)	(27,351)	(27,351)

APPROVED BUDGET
AS OF: SEPTEMBER 30TH, 2016

21 -FORFEITURE-SHERIFF APPROVED 9/12/2016

REVENUES

	2013-2014 ACTUAL	2014-2015 ACTUAL	2015-2016 CURRENT BUDGET	2015-2016 Y-T-D ACTUAL	2015-2016 PROJECTED YEAR END	2016-2017 DEPARTMENT REQUESTED	2016-2017 COMM COURT RECOMMENDED	2016-2017 APPROVED BUDGET
FINES & FORFEITURES								
21-352-3520 FORFEITURES RECEIVED	6,763	0	0	261	260	0	0	0
TOTAL FINES & FORFEITURES	6,763	0	0	261	260	0	0	0
MISCELLANEOUS REVENUE								
21-360-3600 INTEREST	95	76	50	62	68	50	50	50
TOTAL MISCELLANEOUS REVENUE	95	76	50	62	68	50	50	50
TOTAL REVENUES	6,859	76	50	323	328	50	50	50

APPROVED BUDGET
AS OF: SEPTEMBER 30TH, 2016

21 -FORFEITURE-SHERIFF APPROVED 9/12/2016
SHERIFF
EXPENDITURES

	2013-2014 ACTUAL	2014-2015 ACTUAL	2015-2016 CURRENT BUDGET	2015-2016 Y-T-D ACTUAL	2015-2016 PROJECTED YEAR END	2016-2017 DEPARTMENT REQUESTED	2016-2017 COMM COURT RECOMMENDED	2016-2017 APPROVED BUDGET
SALARIES								
21-560-4079 SALARY, SUPPLEMENT	1,880	2,081	2,160	1,652	1,783	2,080	2,080	2,080
TOTAL SALARIES	1,880	2,081	2,160	1,652	1,783	2,080	2,080	2,080
FRINGE BENEFITS								
21-560-4201 FRG BENE, SOC SEC TAXES	134	151	166	117	127	160	160	160
21-560-4202 FRG BENE, GROUP HEALTH	0	0	0	235	0	0	0	0
21-560-4203 FRG BENE, RETIREMENT	187	207	215	158	177	198	198	198
21-560-4204 FRG BENE, WORK COMP	46	17	19	16	16	16	16	16
21-560-4206 FRG BENE, UNEMPLOYMENT COMP	2	3	3	1	2	3	3	3
TOTAL FRINGE BENEFITS	369	378	403	527	322	377	377	377
SUPPLIES								
21-560-4445 SUPPLIES, LAW ENFORCEMENT	0	0	0	0	0	250	250	250
TOTAL SUPPLIES	0	0	0	0	0	250	250	250
OTHER SERVICES & CHARGES								
21-560-4620 COMMUNICATIONS	0	0	0	0	0	0	0	0
21-560-4650 INVESTIGATION	0	0	221	195	250	250	250	250
21-560-4680 TRAVEL/TRAINING	0	0	0	0	0	0	0	0
21-560-4950 UNCLASSIFIED	1,145	2,095	1,279	0	0	1,000	1,000	1,000
TOTAL OTHER SERVICES & CHARGES	1,145	2,095	1,500	195	250	1,250	1,250	1,250
CAPITAL OUTLAY								
21-560-5500 CAPITAL OUTLAY	0	4,188	0	1,279	1,588	0	0	0
TOTAL CAPITAL OUTLAY	0	4,188	0	1,279	1,588	0	0	0
TOTAL SHERIFF	3,394	8,743	4,063	3,653	3,943	3,957	3,957	3,957
TOTAL EXPENDITURES	3,394	8,743	4,063	3,653	3,943	3,957	3,957	3,957
REVENUE OVER/(UNDER) EXPENDITURES	3,464	(8,666)	(4,013)	(3,330)	(3,615)	(3,907)	(3,907)	(3,907)
OTHER FINANCING SOURCES								
TOTAL OTHER FINANCING SOURCES	0	0	0	0	0	0	0	0
OTHER FINANCING USES								
21-700-7010 TRS TO GENERAL	13,949	0	0	0	0	0	0	0
TOTAL OTHER FINANCING USES	13,949	0	0	0	0	0	0	0
REVENUES & OTHER SOURCES OVER/ (UNDER) EXPENDITURES & OTHER USES	(10,484)	(8,666)	(4,013)	(3,330)	(3,615)	(3,907)	(3,907)	(3,907)

APPROVED BUDGET
AS OF: SEPTEMBER 30TH, 2016

23 -TECHNOLOGY FUND APPROVED 9/12/2016
REVENUES

	2013-2014 ACTUAL	2014-2015 ACTUAL	2015-2016 CURRENT BUDGET	2015-2016 Y-T-D ACTUAL	2015-2016 PROJECTED YEAR END	2016-2017 DEPARTMENT REQUESTED	2016-2017 COMM COURT RECOMMENDED	2016-2017 APPROVED BUDGET
CHARGES FOR SERVICES								
23-340-3440 COUNTY CLERK, TECH	806	691	800	774	833	825	825	825
23-340-3470 DISTRICT CLK, TECH	224	224	250	235	240	240	240	240
23-340-3481 JP #1	4,328	4,441	4,750	3,471	3,683	4,000	4,000	4,000
23-340-3482 JP #2	2,982	3,228	3,600	3,098	3,326	3,400	3,400	3,400
TOTAL CHARGES FOR SERVICES	8,340	8,584	9,400	7,578	8,082	8,465	8,465	8,465
MISCELLANEOUS REVENUE								
23-370-3710 UNCLASSIFIED REVENUE	0	0	0	0	0	0	0	0
TOTAL MISCELLANEOUS REVENUE	0	0	0	0	0	0	0	0
TOTAL REVENUES	8,340	8,584	9,400	7,578	8,082	8,465	8,465	8,465

APPROVED BUDGET
AS OF: SEPTEMBER 30TH, 2016

23 -TECHNOLOGY FUND APPROVED 9/12/2016
JP TECHNOLOGY
EXPENDITURES

	2013-2014 ACTUAL	2014-2015 ACTUAL	2015-2016 CURRENT BUDGET	2015-2016 Y-T-D ACTUAL	2015-2016 PROJECTED YEAR END	2016-2017 DEPARTMENT REQUESTED	2016-2017 COMM COURT RECOMMENDED	2016-2017 APPROVED BUDGET
OTHER SERVICES & CHARGES								
23-458-4760 MAINT & SUPPORT/COMPUTERS	7,500	7,295	8,529	7,500	7,500	7,450	6,978	6,978
23-458-4950 UNCLASSIFIED	0	0	0	0	0	0	0	0
TOTAL OTHER SERVICES & CHARGES	7,500	7,295	8,529	7,500	7,500	7,450	6,978	6,978
CAPITAL OUTLAY								
23-458-5500 CAPITAL OUTLAY	0	0	0	0	0	0	0	0
COMPUTER REPLACE JP1 0 1,600.00							0	
TOTAL CAPITAL OUTLAY	0	0	0	0	0	0	0	0
TOTAL JP TECHNOLOGY	7,500	7,295	8,529	7,500	7,500	7,450	6,978	6,978

APPROVED BUDGET
AS OF: SEPTEMBER 30TH, 2016

23 -TECHNOLOGY FUND APPROVED 9/12/2016
COUNTY CLERK
EXPENDITURES

	2013-2014 ACTUAL	2014-2015 ACTUAL	2015-2016 CURRENT BUDGET	2015-2016 Y-T-D ACTUAL	2015-2016 PROJECTED YEAR END	2016-2017 DEPARTMENT REQUESTED	2016-2017 COMM COURT RECOMMENDED	2016-2017 APPROVED BUDGET
OTHER SERVICES & CHARGES								
23-403-4760 MAINT & SUPPORT/COMPUTERS	0	0	3,303	0	0	4,664	3,464	3,464
TOTAL OTHER SERVICES & CHARGES	0	0	3,303	0	0	4,664	3,464	3,464
CAPITAL OUTLAY								
23-403-5500 CAPITAL OUTLAY	0	0	1,500	1,005	1,005	0	1,200	1,200
COMPUTER - MOVE FROM GE 1 1,200.00							1,200	
TOTAL CAPITAL OUTLAY	0	0	1,500	1,005	1,005	0	1,200	1,200
TOTAL COUNTY CLERK	0	0	4,803	1,005	1,005	4,664	4,664	4,664

APPROVED BUDGET
AS OF: SEPTEMBER 30TH, 2016

23 -TECHNOLOGY FUND APPROVED 9/12/2016
DISTRICT CLERK
EXPENDITURES

	2013-2014 ACTUAL	2014-2015 ACTUAL	2015-2016 CURRENT BUDGET	2015-2016 Y-T-D ACTUAL	2015-2016 PROJECTED YEAR END	2016-2017 DEPARTMENT REQUESTED	2016-2017 COMM COURT RECOMMENDED	2016-2017 APPROVED BUDGET
OTHER SERVICES & CHARGES								
23-450-4760 MAINT & SUPPORT/COMPUTERS	38	0	530	0	0	723	723	723
TOTAL OTHER SERVICES & CHARGES	38	0	530	0	0	723	723	723
CAPITAL OUTLAY								
23-450-5500 CAPITAL OUTLAY	636	0	0	0	0	0	0	0
TOTAL CAPITAL OUTLAY	636	0	0	0	0	0	0	0
TOTAL DISTRICT CLERK	673	0	530	0	0	723	723	723
TOTAL EXPENDITURES	8,173	7,295	13,862	8,505	8,505	12,837	12,365	12,365
REVENUE OVER/(UNDER) EXPENDITURES	167	1,289	(4,462)	(927)	(423)	(4,372)	(3,900)	(3,900)
OTHER FINANCING SOURCES								
TOTAL OTHER FINANCING SOURCES	0	0	0	0	0	0	0	0
OTHER FINANCING USES								
TOTAL OTHER FINANCING USES	0	0	0	0	0	0	0	0
REVENUES & OTHER SOURCES OVER/ (UNDER) EXPENDITURES & OTHER USES	167	1,289	(4,462)	(927)	(423)	(4,372)	(3,900)	(3,900)

APPROVED BUDGET
AS OF: SEPTEMBER 30TH, 2016

24 -JUV PROB DISCRETIONARY APPROVED 9/12/2016

REVENUES

	2013-2014 ACTUAL	2014-2015 ACTUAL	2015-2016 CURRENT BUDGET	2015-2016 Y-T-D ACTUAL	2015-2016 PROJECTED YEAR END	2016-2017 DEPARTMENT REQUESTED	2016-2017 COMM COURT RECOMMENDED	2016-2017 APPROVED BUDGET
CHARGES FOR SERVICES								
24-340-3495 JUVENILE PROBATION FEES	2,190	4,282	2,700	2,574	2,775	2,700	2,700	2,700
TOTAL CHARGES FOR SERVICES	2,190	4,282	2,700	2,574	2,775	2,700	2,700	2,700
TOTAL REVENUES	2,190	4,282	2,700	2,574	2,775	2,700	2,700	2,700

APPROVED BUDGET
AS OF: SEPTEMBER 30TH, 2016

24 -JUV PROB DISCRETIONARY APPROVED 9/12/2016
JUVENILE PROBATION
EXPENDITURES

	2013-2014 ACTUAL	2014-2015 ACTUAL	2015-2016 CURRENT BUDGET	2015-2016 Y-T-D ACTUAL	2015-2016 PROJECTED YEAR END	2016-2017 DEPARTMENT REQUESTED	2016-2017 COMM COURT RECOMMENDED	2016-2017 APPROVED BUDGET
SUPPLIES								
24-570-4310 OFFICE SUPPLIES & EXPENSES	305	0	3,389	3,389	3,389	3,632	457	457
TOTAL SUPPLIES	305	0	3,389	3,389	3,389	3,632	457	457
OTHER SERVICES & CHARGES								
24-570-4570 EXT CONTRACT - COMMUNITY BASED	382	0	0	0	0	0	3,000	3,000
24-570-4575 INTERCOUNTY CONT - DETENTION	5,712	1,975	0	0	0	0	0	0
24-570-4680 TRAVEL/TRAINING	0	0	611	611	611	0	0	0
24-570-4950 UNCLASSIFIED	0	0	0	0	0	0	0	0
TOTAL OTHER SERVICES & CHARGES	6,094	1,975	611	611	611	0	3,000	3,000
TOTAL JUVENILE PROBATION	6,399	1,975	4,000	4,000	4,000	3,632	3,457	3,457
TOTAL EXPENDITURES	6,399	1,975	4,000	4,000	4,000	3,632	3,457	3,457
REVENUE OVER/(UNDER) EXPENDITURES	(4,209)	2,307	(1,300)	(1,426)	(1,225)	(932)	(757)	(757)
OTHER FINANCING SOURCES								
TOTAL OTHER FINANCING SOURCES	0	0	0	0	0	0	0	0
OTHER FINANCING USES								
TOTAL OTHER FINANCING USES	0	0	0	0	0	0	0	0
REVENUES & OTHER SOURCES OVER/ (UNDER) EXPENDITURES & OTHER USES	(4,209)	2,307	(1,300)	(1,426)	(1,225)	(932)	(757)	(757)

PERMANENT NOTES:
County has to contribute $28,041/yr

APPROVED BUDGET
AS OF: SEPTEMBER 30TH, 2016

25 -JUVENILE PROBATION GRANTS APPROVED 9/12/2016

REVENUES

	2013-2014 ACTUAL	2014-2015 ACTUAL	2015-2016 CURRENT BUDGET	2015-2016 Y-T-D ACTUAL	2015-2016 PROJECTED YEAR END	2016-2017 DEPARTMENT REQUESTED	2016-2017 COMM COURT RECOMMENDED	2016-2017 APPROVED BUDGET
INTERGOVERNMENTAL REV.								
25-333-3270 STATE AID - TJJD-A	83,317	95,537	96,150	124,251	125,251	124,251	126,736	126,736
25-333-3277 COMMIT REDUCTION - TJJD-C	16,836	20,203	20,203	0	0	0	0	0
25-333-3278 MENTAL HEALTH - TJJD-N	4,260	10,450	8,898	0	0	0	0	0
TOTAL INTERGOVERNMENTAL REV.	104,413	126,190	125,251	124,251	125,251	124,251	126,736	126,736
MISCELLANEOUS REVENUE								
25-360-3600 INTEREST	63	38	25	37	36	25	25	25
TOTAL MISCELLANEOUS REVENUE	63	38	25	37	36	25	25	25
TOTAL REVENUES	104,476	126,229	125,276	124,288	125,287	124,276	126,761	126,761

APPROVED BUDGET
AS OF: SEPTEMBER 30TH, 2016

25 -JUVENILE PROBATION GRANTS APPROVED 9/12/2016
BASIC PROBATION & SUPERV
EXPENDITURES

	2013-2014 ACTUAL	2014-2015 ACTUAL	2015-2016 CURRENT BUDGET	2015-2016 Y-T-D ACTUAL	2015-2016 PROJECTED YEAR END	2016-2017 DEPARTMENT REQUESTED	2016-2017 COMM COURT RECOMMENDED	2016-2017 APPROVED BUDGET
SALARIES								
25-571-4021 CHIEF PROBATION OFFICER	24,870	26,131	19,586	18,334	19,849	20,345	21,236	21,236
25-571-4085 LONGEVITY	174	337	247	246	246	247	328	328
25-571-4150 SALARY, SECRETARIES	24,877	25,873	9,700	8,086	8,838	10,076	10,133	10,133
25-571-4187 SALARY, TRANSPORT (DETENTION)	2,056	638	0	0	0	0	0	0
TOTAL SALARIES	51,976	52,979	29,533	26,666	28,933	30,668	31,697	31,697
FRINGE BENEFITS								
25-571-4201 FRG BENE, SOC SEC TAXES	3,976	4,053	2,346	2,040	1,980	2,346	2,418	2,418
25-571-4202 FRG BENE, GROUP INS	15,923	17,172	8,965	7,532	8,282	8,965	9,233	9,233
25-571-4203 FRG BENE, RETIREMENT	5,191	5,282	2,850	2,537	2,875	3,048	3,005	3,005
25-571-4204 FRG BENE, WORK COMP	161	165	79	56	49	79	75	75
25-571-4206 FRG BENE, UNEMPLOYMENT COMP	57	84	35	21	29	35	38	38
TOTAL FRINGE BENEFITS	25,308	26,756	14,276	12,186	13,215	14,474	14,769	14,769
SUPPLIES								
25-571-4310 OFFICE - ADMINISTRATION	4,935	2,640	1,132	1,132	1,132	0	0	0
25-571-4312 OFFICE - SUPERVISION	56	0	10	10	10	0	0	0
TOTAL SUPPLIES	4,991	2,640	1,142	1,142	1,142	0	0	0
OTHER SERVICES & CHARGES								
25-571-4570 EXT CONTRACT - COMMUNITY BASED	1,445	1,533	0	0	0	0	0	0
25-571-4571 CONT SERV - YOUTH SERVICES	0	0	124	124	124	0	0	0
25-571-4575 INTERCOUNTY CONT-DETENTION	14,524	8,141	0	0	0	0	0	0
25-571-4576 INTERCOUNTY - SECURE	0	0	0	0	0	20,000	0	0
25-571-4680 TRAVEL/TRAINING	3,100	3,734	2,730	2,580	2,730	5,000	3,094	3,094
TOTAL OTHER SERVICES & CHARGES	19,069	13,407	2,854	2,704	2,854	25,000	3,094	3,094
TOTAL BASIC PROBATION & SUPERV	101,344	95,782	47,805	42,698	46,144	70,142	49,560	49,560

APPROVED BUDGET
AS OF: SEPTEMBER 30TH, 2016

25 -JUVENILE PROBATION GRANTS APPROVED 9/12/2016
COMMUNITY PROGRAMS
EXPENDITURES

	2013-2014 ACTUAL	2014-2015 ACTUAL	2015-2016 CURRENT BUDGET	2015-2016 Y-T-D ACTUAL	2015-2016 PROJECTED YEAR END	2016-2017 DEPARTMENT REQUESTED	2016-2017 COMM COURT RECOMMENDED	2016-2017 APPROVED BUDGET
SALARIES								
25-572-4021 CHIEF PROBATION OFFICER	0	0	19,585	20,344	21,860	20,343	21,236	21,236
25-572-4085 LONGEVITY	0	0	140	140	140	140	188	188
TOTAL SALARIES	0	0	19,725	20,483	22,000	20,483	21,424	21,424
FRINGE BENEFITS								
25-572-4201 FRG BENE, SOC SEC TAXES	0	0	1,557	1,556	1,672	1,557	1,625	1,625
25-572-4202 FRG BENE, GROUP INS	0	0	5,140	5,272	5,714	5,273	5,432	5,432
25-572-4203 FRG BENE, RETIREMENT	0	0	2,021	1,946	2,172	2,021	2,031	2,031
25-572-4204 FRG BENE, WORK COMP	0	0	38	49	52	38	45	45
25-572-4206 FRG BENE, UNEMPLOYMENT COMP	0	0	14	15	19	14	26	26
TOTAL FRINGE BENEFITS	0	0	8,770	8,840	9,629	8,903	9,159	9,159
OTHER SERVICES & CHARGES								
25-572-4570 EXTERNAL CONTRACTS	0	0	3,006	3,006	3,006	1,115	0	0
25-572-4571 EXT CONTRACT - YOUTH SERVICES	0	0	0	0	0	0	1,271	1,271
TOTAL OTHER SERVICES & CHARGES	0	0	3,006	3,006	3,006	1,115	1,271	1,271
TOTAL COMMUNITY PROGRAMS	0	0	31,501	32,329	34,635	30,501	31,854	31,854

APPROVED BUDGET
AS OF: SEPTEMBER 30TH, 2016

25 -JUVENILE PROBATION GRANTS APPROVED 9/12/2016
TITLE IVE
EXPENDITURES

	2013-2014 ACTUAL	2014-2015 ACTUAL	2015-2016 CURRENT BUDGET	2015-2016 Y-T-D ACTUAL	2015-2016 PROJECTED YEAR END	2016-2017 DEPARTMENT REQUESTED	2016-2017 COMM COURT RECOMMENDED	2016-2017 APPROVED BUDGET
SUPPLIES								
25-575-4310 OFFICE SUPPLIES & EXPENSES	2,550	3,110	4,846	4,579	4,580	1,062	1,237	1,237
TOTAL SUPPLIES	2,550	3,110	4,846	4,579	4,580	1,062	1,237	1,237
OTHER SERVICES & CHARGES								
25-575-4570 EXT CONTRACT - COMMUNITY BASED	0	0	2,654	0	0	0	0	0
25-575-4680 TRAVEL	0	0	0	0	0	0	0	0
25-575-4950 UNCLASSIFIED	0	0	0	0	0	0	0	0
TOTAL OTHER SERVICES & CHARGES	0	0	2,654	0	0	0	0	0
CAPITAL OUTLAY								
25-575-5500 CAPITAL OUTLAY	0	0	0	0	0	0	0	0
TOTAL CAPITAL OUTLAY	0	0	0	0	0	0	0	0
TOTAL TITLE IVE	2,550	3,110	7,500	4,579	4,580	1,062	1,237	1,237

APPROVED BUDGET
AS OF: SEPTEMBER 30TH, 2016

25 -JUVENILE PROBATION GRANTS APPROVED 9/12/2016
PRE & POST ADJUDICATION
EXPENDITURES

	2013-2014 ACTUAL	2014-2015 ACTUAL	2015-2016 CURRENT BUDGET	2015-2016 Y-T-D ACTUAL	2015-2016 PROJECTED YEAR END	2016-2017 DEPARTMENT REQUESTED	2016-2017 COMM COURT RECOMMENDED	2016-2017 APPROVED BUDGET
SALARIES								
25-577-4187 SAL, TRANSPORT (DETENTION)	0	0	1,062	1,062	1,062	2,000	2,000	2,000
TOTAL SALARIES	0	0	1,062	1,062	1,062	2,000	2,000	2,000
FRINGE BENEFITS								
25-577-4201 FRG BENE, SOC SEC TAXES	0	0	81	81	81	153	153	153
25-577-4203 FRG BENE, RETIREMENT	0	0	90	106	106	190	190	190
25-577-4204 FRG BENE, WORK COMP	0	0	35	30	22	35	26	26
25-577-4206 FRG BENE, UNEMPLOYMENT	0	0	3	0	0	3	3	3
TOTAL FRINGE BENEFITS	0	0	209	217	209	381	372	372
OTHER SERVICES & CHARGES								
25-577-4575 INTERCOUNTY - DETENTION	0	0	15,265	15,253	15,265	13,905	13,750	13,750
25-577-4680 TRAVEL - TRANSPORT EXP	0	0	178	178	178	0	200	200
TOTAL OTHER SERVICES & CHARGES	0	0	15,444	15,431	15,443	13,905	13,950	13,950
TOTAL PRE & POST ADJUDICATION	0	0	16,714	16,709	16,714	16,286	16,322	16,322

APPROVED BUDGET
AS OF: SEPTEMBER 30TH, 2016

25 -JUVENILE PROBATION GRANTS APPROVED 9/12/2016
COMMITMENT DIVERSION
EXPENDITURES

	2013-2014 ACTUAL	2014-2015 ACTUAL	2015-2016 CURRENT BUDGET	2015-2016 Y-T-D ACTUAL	2015-2016 PROJECTED YEAR END	2016-2017 DEPARTMENT REQUESTED	2016-2017 COMM COURT RECOMMENDED	2016-2017 APPROVED BUDGET
OTHER SERVICES & CHARGES								
25-579-4570 EXT CONTRACT - COMMUNITY BASED	20,203	20,203	20,231	20,231	20,231	20,231	20,000	20,000
25-579-4575 INTERCOUNTY CONT	0	0	0	0	0	0	0	0
TOTAL OTHER SERVICES & CHARGES	20,203	20,203	20,231	20,231	20,231	20,231	20,000	20,000
TOTAL COMMITMENT DIVERSION	20,203	20,203	20,231	20,231	20,231	20,231	20,000	20,000

25 -JUVENILE PROBATION GRANTS APPROVED 9/12/2016
MENTAL HEALTH
EXPENDITURES

	2013-2014 ACTUAL	2014-2015 ACTUAL	2015-2016 CURRENT BUDGET	2015-2016 Y-T-D ACTUAL	2015-2016 PROJECTED YEAR END	2016-2017 DEPARTMENT REQUESTED	2016-2017 COMM COURT RECOMMENDED	2016-2017 APPROVED BUDGET
OTHER SERVICES & CHARGES								
25-580-4570 EXT CONTRACT - COMMUNITY BASED	6,300	9,000	9,000	9,000	9,000	9,000	9,000	9,000
25-580-4571 EXT CONTRACT - NON SECURE	0	450	0	0	0	0	0	0
25-580-4576 INTERCOUNTY - SECURE	1,000	0	0	0	0	0	0	0
TOTAL OTHER SERVICES & CHARGES	7,300	9,450	9,000	9,000	9,000	9,000	9,000	9,000
TOTAL MENTAL HEALTH	7,300	9,450	9,000	9,000	9,000	9,000	9,000	9,000
TOTAL EXPENDITURES	131,397	128,545	132,751	125,547	131,304	147,222	127,973	127,973
REVENUE OVER/(UNDER) EXPENDITURES	(26,921)	(2,316)	(7,475)	(1,259)	(6,017)	(22,946)	(1,212)	(1,212)
OTHER FINANCING SOURCES								
TOTAL OTHER FINANCING SOURCES	0	0	0	0	0	0	0	0
OTHER FINANCING USES								
TOTAL OTHER FINANCING USES	0	0	0	0	0	0	0	0
REVENUES & OTHER SOURCES OVER/ (UNDER) EXPENDITURES & OTHER USES	(26,921)	(2,316)	(7,475)	(1,259)	(6,017)	(22,946)	(1,212)	(1,212)

APPROVED BUDGET
AS OF: SEPTEMBER 30TH, 2016

26 -LAW LIBRARY APPROVED 9/12/2016
REVENUES

	2013-2014 ACTUAL	2014-2015 ACTUAL	2015-2016 CURRENT BUDGET	2015-2016 Y-T-D ACTUAL	2015-2016 PROJECTED YEAR END	2016-2017 DEPARTMENT REQUESTED	2016-2017 COMM COURT RECOMMENDED	2016-2017 APPROVED BUDGET
CHARGES FOR SERVICES								
26-340-3440 COUNTY CLERK	2,835	2,415	2,500	2,520	2,545	2,500	2,500	2,500
26-340-3470 DISTRICT CLERK	4,927	5,415	4,900	4,625	4,710	4,800	4,800	4,800
TOTAL CHARGES FOR SERVICES	7,762	7,830	7,400	7,145	7,255	7,300	7,300	7,300
TOTAL REVENUES	7,762	7,830	7,400	7,145	7,255	7,300	7,300	7,300

APPROVED BUDGET
AS OF: SEPTEMBER 30TH, 2016

26 -LAW LIBRARY APPROVED 9/12/2016
LAW LIBRARY
EXPENDITURES

	2013-2014 ACTUAL	2014-2015 ACTUAL	2015-2016 CURRENT BUDGET	2015-2016 Y-T-D ACTUAL	2015-2016 PROJECTED YEAR END	2016-2017 DEPARTMENT REQUESTED	2016-2017 COMM COURT RECOMMENDED	2016-2017 APPROVED BUDGET
SUPPLIES								
26-655-4333 BOOKS, LAW	25,604	16,083	8,550	5,740	6,442	8,500	8,500	8,500
TOTAL SUPPLIES	25,604	16,083	8,550	5,740	6,442	8,500	8,500	8,500
TOTAL LAW LIBRARY	25,604	16,083	8,550	5,740	6,442	8,500	8,500	8,500
TOTAL EXPENDITURES	25,604	16,083	8,550	5,740	6,442	8,500	8,500	8,500
REVENUE OVER/(UNDER) EXPENDITURES	(17,842)	(8,253)	(1,150)	1,405	813	(1,200)	(1,200)	(1,200)
OTHER FINANCING SOURCES								
26-390-3910 TRANSFER FROM GENERAL	19,361	6,683	0	0	0	0	0	0
TOTAL OTHER FINANCING SOURCES	19,361	6,683	0	0	0	0	0	0
OTHER FINANCING USES								
TOTAL OTHER FINANCING USES	0	0	0	0	0	0	0	0
REVENUES & OTHER SOURCES OVER/ (UNDER) EXPENDITURES & OTHER USES	1,519	(1,570)	(1,150)	1,405	813	(1,200)	(1,200)	(1,200)

APPROVED BUDGET
AS OF: SEPTEMBER 30TH, 2016

27 -LEOSE-LAW ENF OFFICERS ED APPROVED 9/12/2016

REVENUES

	2013-2014 ACTUAL	2014-2015 ACTUAL	2015-2016 CURRENT BUDGET	2015-2016 Y-T-D ACTUAL	2015-2016 PROJECTED YEAR END	2016-2017 DEPARTMENT REQUESTED	2016-2017 COMM COURT RECOMMENDED	2016-2017 APPROVED BUDGET
INTERGOVERNMENTAL REV.								
27-334-3331 LEOSE, SHERIFF	2,194	2,174	2,174	2,258	2,258	2,258	2,258	2,258
27-334-3332 LEOSE, CONST #1	650	659	659	665	665	664	664	664
27-334-3333 LEOSE, CONST #2	650	659	659	665	665	664	664	664
TOTAL INTERGOVERNMENTAL REV.	3,495	3,492	3,492	3,588	3,588	3,586	3,586	3,586
TOTAL REVENUES	3,495	3,492	3,492	3,588	3,588	3,586	3,586	3,586

APPROVED BUDGET
AS OF: SEPTEMBER 30TH, 2016

27 -LEOSE-LAW ENF OFFICERS ED APPROVED 9/12/2016
CONSTABLE # 1
EXPENDITURES

	2013-2014 ACTUAL	2014-2015 ACTUAL	2015-2016 CURRENT BUDGET	2015-2016 Y-T-D ACTUAL	2015-2016 PROJECTED YEAR END	2016-2017 DEPARTMENT REQUESTED	2016-2017 COMM COURT RECOMMENDED	2016-2017 APPROVED BUDGET
OTHER SERVICES & CHARGES								
27-551-4680 TRAINING, CONSTABLE NO 1	0	803	1,165	321	321	1,703	1,665	1,665
TOTAL OTHER SERVICES & CHARGES	0	803	1,165	321	321	1,703	1,665	1,665
TOTAL CONSTABLE # 1	0	803	1,165	321	321	1,703	1,665	1,665

27 -LEOSE-LAW ENF OFFICERS ED APPROVED 9/12/2016
CONSTABLE # 2
EXPENDITURES

	2013-2014 ACTUAL	2014-2015 ACTUAL	2015-2016 CURRENT BUDGET	2015-2016 Y-T-D ACTUAL	2015-2016 PROJECTED YEAR END	2016-2017 DEPARTMENT REQUESTED	2016-2017 COMM COURT RECOMMENDED	2016-2017 APPROVED BUDGET
OTHER SERVICES & CHARGES								
27-552-4680 TRAINING, CONSTABLE NO 2	145	2,226	2,286	809	809	2,297	2,297	2,297
TOTAL OTHER SERVICES & CHARGES	145	2,226	2,286	809	809	2,297	2,297	2,297
TOTAL CONSTABLE # 2	145	2,226	2,286	809	809	2,297	2,297	2,297

27 -LEOSE-LAW ENF OFFICERS ED APPROVED 9/12/2016
SHERIFF
EXPENDITURES

	2013-2014 ACTUAL	2014-2015 ACTUAL	2015-2016 CURRENT BUDGET	2015-2016 Y-T-D ACTUAL	2015-2016 PROJECTED YEAR END	2016-2017 DEPARTMENT REQUESTED	2016-2017 COMM COURT RECOMMENDED	2016-2017 APPROVED BUDGET
OTHER SERVICES & CHARGES								
27-560-4680 TRAINING, SHERIFF	2,194	2,174	2,174	2,258	2,258	2,342	2,258	2,258
TOTAL OTHER SERVICES & CHARGES	2,194	2,174	2,174	2,258	2,258	2,342	2,258	2,258
TOTAL SHERIFF	2,194	2,174	2,174	2,258	2,258	2,342	2,258	2,258
TOTAL EXPENDITURES	2,339	5,203	5,625	3,388	3,388	6,342	6,220	6,220
REVENUE OVER/(UNDER) EXPENDITURES	1,156	(1,711)	(2,133)	200	199	(2,756)	(2,634)	(2,634)
OTHER FINANCING SOURCES								
TOTAL OTHER FINANCING SOURCES	0	0	0	0	0	0	0	0
OTHER FINANCING USES								
TOTAL OTHER FINANCING USES	0	0	0	0	0	0	0	0
REVENUES & OTHER SOURCES OVER/ (UNDER) EXPENDITURES & OTHER USES	1,156	(1,711)	(2,133)	200	199	(2,756)	(2,634)	(2,634)

APPROVED BUDGET
AS OF: SEPTEMBER 30TH, 2016

28 -LIBRARY-MEMORIAL FUND APPROVED 9/12/2016

REVENUES

	2013-2014 ACTUAL	2014-2015 ACTUAL	2015-2016 CURRENT BUDGET	2015-2016 Y-T-D ACTUAL	2015-2016 PROJECTED YEAR END	2016-2017 DEPARTMENT REQUESTED	2016-2017 COMM COURT RECOMMENDED	2016-2017 APPROVED BUDGET
MISCELLANEOUS REVENUE								
28-360-3600 INTEREST	115	118	80	107	114	100	100	100
28-367-3670 CONTRIBUTIONS & DONATIONS FROM	1,579	1,443	2,500	2,238	2,287	1,500	1,500	1,500
28-367-3672 SUMMER READING	5,373	4,495	4,500	4,765	4,765	4,600	4,600	4,600
TOTAL MISCELLANEOUS REVENUE	7,067	6,056	7,080	7,110	7,166	6,200	6,200	6,200
TOTAL REVENUES	7,067	6,056	7,080	7,110	7,166	6,200	6,200	6,200

28 -LIBRARY-MEMORIAL FUND APPROVED 9/12/2016
COUNTY LIBRARY
EXPENDITURES

	2013-2014 ACTUAL	2014-2015 ACTUAL	2015-2016 CURRENT BUDGET	2015-2016 Y-T-D ACTUAL	2015-2016 PROJECTED YEAR END	2016-2017 DEPARTMENT REQUESTED	2016-2017 COMM COURT RECOMMENDED	2016-2017 APPROVED BUDGET
SUPPLIES								
28-650-4310 OFFICE SUPPLIES & EXPENSES	146	146	150	145	150	150	150	150
28-650-4330 BOOKS, LIBRARY	1,092	1,584	2,400	1,305	2,400	2,400	2,400	2,400
28-650-4331 BOOKS, CHILDRENS'	200	240	250	247	250	250	250	250
TOTAL SUPPLIES	1,439	1,969	2,800	1,697	2,800	2,800	2,800	2,800
TOTAL COUNTY LIBRARY	1,439	1,969	2,800	1,697	2,800	2,800	2,800	2,800

APPROVED BUDGET
AS OF: SEPTEMBER 30TH, 2016

28 -LIBRARY-MEMORIAL FUND APPROVED 9/12/2016
SUMMER READING
EXPENDITURES

	2013-2014 ACTUAL	2014-2015 ACTUAL	2015-2016 CURRENT BUDGET	2015-2016 Y-T-D ACTUAL	2015-2016 PROJECTED YEAR END	2016-2017 DEPARTMENT REQUESTED	2016-2017 COMM COURT RECOMMENDED	2016-2017 APPROVED BUDGET
SUPPLIES								
28-651-4331 BOOKS, CHILDRENS'	3,988	1,594	1,400	1,350	1,400	1,400	1,400	1,400
TOTAL SUPPLIES	3,988	1,594	1,400	1,350	1,400	1,400	1,400	1,400
OTHER SERVICES & CHARGES								
28-651-4550 PROFESSIONAL FEES	1,164	1,790	2,400	2,129	2,900	1,900	1,900	1,900
28-651-4950 UNCLASSIFIED	1,301	1,428	2,200	2,088	1,700	1,700	1,700	1,700
TOTAL OTHER SERVICES & CHARGES	2,465	3,218	4,600	4,217	4,600	3,600	3,600	3,600
TOTAL SUMMER READING	6,453	4,812	6,000	5,567	6,000	5,000	5,000	5,000
TOTAL EXPENDITURES	7,892	6,781	8,800	7,264	8,800	7,800	7,800	7,800
REVENUE OVER/(UNDER) EXPENDITURES	(825)	(725)	(1,720)	(154)	(1,634)	(1,600)	(1,600)	(1,600)
OTHER FINANCING SOURCES								
TOTAL OTHER FINANCING SOURCES	0	0	0	0	0	0	0	0
OTHER FINANCING USES								
TOTAL OTHER FINANCING USES	0	0	0	0	0	0	0	0
REVENUES & OTHER SOURCES OVER/ (UNDER) EXPENDITURES & OTHER USES	(825)	(725)	(1,720)	(154)	(1,634)	(1,600)	(1,600)	(1,600)

PERMANENT NOTES:
Fund has to maintain $50,000 in corpus - Brackenridge Trust
Interest off corpus must be spent only on children's books

APPROVED BUDGET
AS OF: SEPTEMBER 30TH, 2016

29 -RECORDS MGT- COUNTY CLERK APPROVED 9/12/2016

REVENUES

	2013-2014 ACTUAL	2014-2015 ACTUAL	2015-2016 CURRENT BUDGET	2015-2016 Y-T-D ACTUAL	2015-2016 PROJECTED YEAR END	2016-2017 DEPARTMENT REQUESTED	2016-2017 COMM COURT RECOMMENDED	2016-2017 APPROVED BUDGET
CHARGES FOR SERVICES								
29-340-3440 RECORDS MGT FEES, CO CLK	28,120	37,485	30,000	31,362	33,950	30,000	30,000	30,000
29-340-3441 RECORDS PRESERVATION, CO CLK	810	690	700	720	705	700	700	700
29-340-3443 COUNTY CLERK, ARCHIVE FEE	28,530	36,103	30,000	31,900	34,500	32,000	32,000	32,000
TOTAL CHARGES FOR SERVICES	57,460	74,278	60,700	63,982	69,155	62,700	62,700	62,700
MISCELLANEOUS REVENUE								
29-360-3600 INTEREST - INTEREST	0	0	0	0	0	0	0	0
TOTAL MISCELLANEOUS REVENUE	0	0	0	0	0	0	0	0
TOTAL REVENUES	57,460	74,278	60,700	63,982	69,155	62,700	62,700	62,700

29 -RECORDS MGT- COUNTY CLERK APPROVED 9/12/2016
RECORDS MANAGEMENT
EXPENDITURES

			(---------- 2015-2016	----------)		(---------- 2016-2017	----------)	
	2013-2014 ACTUAL	2014-2015 ACTUAL	CURRENT BUDGET	Y-T-D ACTUAL	PROJECTED YEAR END	DEPARTMENT REQUESTED	COMM COURT RECOMMENDED	APPROVED BUDGET
SALARIES								
29-408-4040 SALARY, DEPUTIES	12,355	12,230	15,621	12,074	13,054	15,621	15,621	15,621
29-408-4085 LONGEVITY	16	63	36	35	35	83	83	83
29-408-4180 SALARY, PART/TIME SECRETARIES	6,831	8,579	9,500	8,085	8,740	9,500	10,000	10,000
TOTAL SALARIES	19,203	20,872	25,157	20,194	21,829	25,204	25,704	25,704
FRINGE BENEFITS								
29-408-4201 FRG BENE, SOC SEC TAXES	1,469	1,530	2,208	1,422	1,595	2,208	1,967	1,967
29-408-4202 FRG BENE, GROUP INS	4,620	5,751	6,867	6,295	6,867	6,867	7,038	7,038
29-408-4203 FRG BENE, RETIREMENT	1,918	2,081	2,500	1,925	2,162	2,500	2,437	2,437
29-408-4204 FRG BENE, WORK COMP	63	60	71	62	62	71	65	65
29-408-4206 FRG BENE, UNEMPLOYMENT COMP	7	13	28	6	9	28	31	31
TOTAL FRINGE BENEFITS	8,077	9,436	11,674	9,710	10,694	11,674	11,538	11,538
SUPPLIES								
29-408-4310 OFFICE SUPPLIES & EXPENSES	0	0	151	150	150	151	151	151
TOTAL SUPPLIES	0	0	151	150	150	151	151	151
OTHER SERVICES & CHARGES								
29-408-4565 MICROFILMING/SCANNING	300	300	300	300	300	300	300	300
29-408-4760 SUPPORT & MAINT/COMPUTERS	0	0	4,867	1,333	1,333	4,740	4,740	4,740
DISASTER RECOVERY 1 3,300.00							3,300	
NET DATA-REAL VISION IM 1 1,440.00							1,440	
0 0.00							0	
29-408-4761 BOOKS, BINDING & JACKETS	5,000	8,175	4,982	4,982	4,982	5,000	5,000	5,000
29-408-4950 UNCLASSIFIED	0	0	0	0	0	0	0	0
TOTAL OTHER SERVICES & CHARGES	5,300	8,475	10,149	6,615	6,615	10,040	10,040	10,040
CAPITAL OUTLAY								
29-408-5500 CAPITAL OUTLAY	25,000	0	49,000	0	49,000	49,000	49,000	49,000
BACK SCANNING - PHASE 1 1 49,000.00							49,000	
0 0.00							0	
0 0.00							0	
TOTAL CAPITAL OUTLAY	25,000	0	49,000	0	49,000	49,000	49,000	49,000
TOTAL RECORDS MANAGEMENT	57,579	38,783	96,131	36,669	88,288	96,069	96,433	96,433
TOTAL EXPENDITURES	57,579	38,783	96,131	36,669	88,288	96,069	96,433	96,433
REVENUE OVER/(UNDER) EXPENDITURES	(119)	35,495	(35,431)	27,313	(19,133)	(33,369)	(33,733)	(33,733)

APPROVED BUDGET
AS OF: SEPTEMBER 30TH, 2016

29 -RECORDS MGT- COUNTY CLERK APPROVED 9/12/2016

	2013-2014 ACTUAL	2014-2015 ACTUAL	2015-2016 CURRENT BUDGET	2015-2016 Y-T-D ACTUAL	2015-2016 PROJECTED YEAR END	2016-2017 DEPARTMENT REQUESTED	2016-2017 COMM COURT RECOMMENDED	2016-2017 APPROVED BUDGET
OTHER FINANCING SOURCES								
TOTAL OTHER FINANCING SOURCES	0	0	0	0	0	0	0	0
OTHER FINANCING USES								
TOTAL OTHER FINANCING USES	0	0	0	0	0	0	0	0
REVENUES & OTHER SOURCES OVER/ (UNDER) EXPENDITURES & OTHER USES	(119)	35,495	(35,431)	27,313	(19,133)	(33,369)	(33,733)	(33,733)

APPROVED BUDGET
AS OF: SEPTEMBER 30TH, 2016

30 -RECORDS MGT - COUNTY APPROVED 9/12/2016

REVENUES

	2013-2014 ACTUAL	2014-2015 ACTUAL	2015-2016 CURRENT BUDGET	2015-2016 Y-T-D ACTUAL	2015-2016 PROJECTED YEAR END	2016-2017 DEPARTMENT REQUESTED	2016-2017 COMM COURT RECOMMENDED	2016-2017 APPROVED BUDGET
CHARGES FOR SERVICES								
30-340-3440 FEES, COUNTY CLERK	5,830	4,980	5,000	5,599	6,218	5,500	5,500	5,500
30-340-3470 FEES, DISTRICT CLERK	3,177	2,830	3,000	2,479	2,750	2,600	2,600	2,600
TOTAL CHARGES FOR SERVICES	9,007	7,809	8,000	8,078	8,968	8,100	8,100	8,100
TOTAL REVENUES	9,007	7,809	8,000	8,078	8,968	8,100	8,100	8,100

APPROVED BUDGET
AS OF: SEPTEMBER 30TH, 2016

30 -RECORDS MGT - COUNTY APPROVED 9/12/2016
RECORDS MANAGEMENT
EXPENDITURES

	2013-2014 ACTUAL	2014-2015 ACTUAL	2015-2016 CURRENT BUDGET	2015-2016 Y-T-D ACTUAL	2015-2016 PROJECTED YEAR END	2016-2017 DEPARTMENT REQUESTED	2016-2017 COMM COURT RECOMMENDED	2016-2017 APPROVED BUDGET
SALARIES								
30-408-4180 SALARY, PART TIME SECRETARIES	0	103	1,000	0	0	1,000	1,000	1,000
TOTAL SALARIES	0	103	1,000	0	0	1,000	1,000	1,000
FRINGE BENEFITS								
30-408-4201 FRG BENE, SOC SEC TAXES	0	8	77	0	0	77	77	77
30-408-4203 FRG BENE, RETIREMENT	0	10	100	0	0	95	95	95
30-408-4204 FRG BENE, WORK COMP	9	9	3	2	1	3	3	3
30-408-4206 FRG BENE, UNEMPLOYMENT COMP	0	0	2	0	0	1	2	2
TOTAL FRINGE BENEFITS	9	28	182	2	1	176	177	177
OTHER SERVICES & CHARGES								
30-408-4565 MICROFILMING/SCANNING	300	300	300	300	300	300	300	300
30-408-4680 TRAVEL/TRAINING	0	0	0	0	0	0	0	0
30-408-4760 MAINT & SUPPORT/COMPUTERS	0	0	0	0	0	6,194	6,194	6,194
TCN/TOPS (AUD/TREAS) 1 2,254.00							2,254	
NETDATA - RVI (CDA) 1 1,440.00							1,440	
BACKUP SERV VISTA (TAX) 1 1,200.00							1,200	
VISTA - SUPP & MAINT (T 1 1,300.00							1,300	
30-408-4770 RENTAL	0	0	0	0	0	0	0	0
30-408-4950 UNCLASSIFIED	0	0	5,088	4,721	4,721	500	500	500
TOTAL OTHER SERVICES & CHARGES	300	300	5,388	5,021	5,021	6,994	6,994	6,994
CAPITAL OUTLAY								
30-408-5500 CAPITAL OUTLAY	22,100	5,950	20,911	15,253	15,253	0	4,500	4,500
JP2: OPEN SHELVING - FR 1 4,500.00							4,500	
TOTAL CAPITAL OUTLAY	22,100	5,950	20,911	15,253	15,253	0	4,500	4,500
TOTAL RECORDS MANAGEMENT	22,409	6,380	27,481	20,276	20,275	8,170	12,671	12,671
TOTAL EXPENDITURES	22,409	6,380	27,481	20,276	20,275	8,170	12,671	12,671
REVENUE OVER/(UNDER) EXPENDITURES	(13,402)	1,429	(19,481)	(12,197)	(11,307)	(70)	(4,571)	(4,571)
OTHER FINANCING SOURCES								
TOTAL OTHER FINANCING SOURCES	0	0	0	0	0	0	0	0

30 -RECORDS MGT - COUNTY APPROVED 9/12/2016

	2013-2014 ACTUAL	2014-2015 ACTUAL	2015-2016 CURRENT BUDGET	2015-2016 Y-T-D ACTUAL	2015-2016 PROJECTED YEAR END	2016-2017 DEPARTMENT REQUESTED	2016-2017 COMM COURT RECOMMENDED	2016-2017 APPROVED BUDGET
OTHER FINANCING USES								
TOTAL OTHER FINANCING USES	0	0	0	0	0	0	0	0
REVENUES & OTHER SOURCES OVER/ (UNDER) EXPENDITURES & OTHER USES	(13,402)	1,429	(19,481)	(12,197)	(11,307)	(70)	(4,571)	(4,571)

APPROVED BUDGET
AS OF: SEPTEMBER 30TH, 2016

31 -RECORDS MGT - DIST CLERK APPROVED 9/12/2016

REVENUES

	2013-2014 ACTUAL	2014-2015 ACTUAL	2015-2016 CURRENT BUDGET	2015-2016 Y-T-D ACTUAL	2015-2016 PROJECTED YEAR END	2016-2017 DEPARTMENT REQUESTED	2016-2017 COMM COURT RECOMMENDED	2016-2017 APPROVED BUDGET
CHARGES FOR SERVICES								
31-340-3470 DISTRICT CLERK	1,241	1,285	1,150	1,105	1,134	1,100	1,100	1,100
31-340-3472 RECORDS PRESERVATION, DIST CLK	2,100	2,280	2,000	2,352	2,464	2,300	2,300	2,300
31-340-3473 ARCHIVE FEE, DISTRICT CLERK	1,856	2,053	1,800	1,987	2,120	2,000	2,000	2,000
TOTAL CHARGES FOR SERVICES	5,197	5,618	4,950	5,443	5,718	5,400	5,400	5,400
MISCELLANEOUS REVENUE								
31-360-3600 INTEREST	0	0	0	0	0	0	0	0
TOTAL MISCELLANEOUS REVENUE	0	0	0	0	0	0	0	0
TOTAL REVENUES	5,197	5,618	4,950	5,443	5,718	5,400	5,400	5,400

APPROVED BUDGET
AS OF: SEPTEMBER 30TH, 2016

31 -RECORDS MGT - DIST CLERK APPROVED 9/12/2016
DISTRICT CLERK
EXPENDITURES

	2013-2014 ACTUAL	2014-2015 ACTUAL	2015-2016 CURRENT BUDGET	2015-2016 Y-T-D ACTUAL	2015-2016 PROJECTED YEAR END	2016-2017 DEPARTMENT REQUESTED	2016-2017 COMM COURT RECOMMENDED	2016-2017 APPROVED BUDGET
SALARIES								
31-450-4180 SALARY, PART/TIME SECRETARIES	5,326	0	0	0	0	0	0	0
TOTAL SALARIES	5,326	0	0	0	0	0	0	0
FRINGE BENEFITS								
31-450-4201 FRG BENE, SOC SEC TAXES	407	0	0	0	0	0	0	0
31-450-4203 FRG BENE, RETIREMENT	536	0	0	0	0	0	0	0
31-450-4204 FRG BENE, WORK COMP	9	3	0	0	0	0	0	0
31-450-4206 FRG BENE, UNEMPLOYMENT COMP	0	0	0	0	0	0	0	0
TOTAL FRINGE BENEFITS	953	3	0	0	0	0	0	0
SUPPLIES								
31-450-4310 OFFICE SUPPLIES & EXPENSES	321	0	500	0	0	500	500	500
TOTAL SUPPLIES	321	0	500	0	0	500	500	500
OTHER SERVICES & CHARGES								
31-450-4565 MICROFILMING/SCANNING	0	0	0	0	0	0	0	0
31-450-4760 MAINT & SUPPORT, COMPUTERS	0	0	0	0	0	0	2,640	2,640
HOV SERV CONT-MICROFILM 1 1,200.00							1,200	
NET DATA - REAL VISION 1 1,440.00							1,440	
31-450-4770 RENTAL	200	200	200	200	200	200	200	200
31-450-4950 UNCLASSIFIED	0	1,125	2,900	2,458	2,458	2,640	5,000	5,000
TOTAL OTHER SERVICES & CHARGES	200	1,325	3,100	2,658	2,658	2,840	7,840	7,840
CAPITAL OUTLAY								
31-450-5500 CAPITAL OUTLAY	0	3,957	0	0	0	0	0	0
TOTAL CAPITAL OUTLAY	0	3,957	0	0	0	0	0	0
TOTAL DISTRICT CLERK	6,800	5,285	3,600	2,658	2,658	3,340	8,340	8,340
TOTAL EXPENDITURES	6,800	5,285	3,600	2,658	2,658	3,340	8,340	8,340
REVENUE OVER/(UNDER) EXPENDITURES	(1,602)	333	1,350	2,785	3,060	2,060	(2,940)	(2,940)
OTHER FINANCING SOURCES								
TOTAL OTHER FINANCING SOURCES	0	0	0	0	0	0	0	0

31 -RECORDS MGT - DIST CLERK APPROVED 9/12/2016

	2013-2014 ACTUAL	2014-2015 ACTUAL	2015-2016 CURRENT BUDGET	2015-2016 Y-T-D ACTUAL	2015-2016 PROJECTED YEAR END	2016-2017 DEPARTMENT REQUESTED	2016-2017 COMM COURT RECOMMENDED	2016-2017 APPROVED BUDGET
OTHER FINANCING USES								
TOTAL OTHER FINANCING USES	0	0	0	0	0	0	0	0
REVENUES & OTHER SOURCES OVER/ (UNDER) EXPENDITURES & OTHER USES	(1,602)	333	1,350	2,785	3,060	2,060	(2,940)	(2,940)

APPROVED BUDGET
AS OF: SEPTEMBER 30TH, 2016

32 -SECURITY FUND APPROVED 9/12/2016

REVENUES

	2013-2014 ACTUAL	2014-2015 ACTUAL	2015-2016 CURRENT BUDGET	2015-2016 Y-T-D ACTUAL	2015-2016 PROJECTED YEAR END	2016-2017 DEPARTMENT REQUESTED	2016-2017 COMM COURT RECOMMENDED	2016-2017 APPROVED BUDGET
CHARGES FOR SERVICES								
32-340-3440 CO CLERK	4,327	4,466	4,100	4,074	4,385	4,200	4,200	4,200
32-340-3470 DISTRICT CLERK	1,585	1,499	1,498	1,417	1,520	1,450	1,450	1,450
32-340-3481 J.P. #1	3,334	3,376	3,600	2,665	2,976	3,000	3,000	3,000
32-340-3482 JP #2	2,477	2,550	2,776	2,398	2,651	2,600	2,600	2,600
32-340-3483 JP #1 ADDITIONAL FEE	1,069	1,103	1,100	865	963	1,000	1,000	1,000
32-340-3484 JP #2 ADDITIONAL FEE	452	535	470	575	622	600	600	600
TOTAL CHARGES FOR SERVICES	13,244	13,528	13,544	11,994	13,117	12,850	12,850	12,850
MISCELLANEOUS REVENUE								
32-360-3600 INTEREST - INTEREST	0	0	0	0	0	0	0	0
32-370-3710 MISCELLANEOUS INCOME	0	0	0	0	0	0	0	0
TOTAL MISCELLANEOUS REVENUE	0	0	0	0	0	0	0	0
TOTAL REVENUES	13,244	13,528	13,544	11,994	13,117	12,850	12,850	12,850

APPROVED BUDGET
AS OF: SEPTEMBER 30TH, 2016

32 -SECURITY FUND APPROVED 9/12/2016
SECURITY FEES
EXPENDITURES

	2013-2014 ACTUAL	2014-2015 ACTUAL	2015-2016 CURRENT BUDGET	2015-2016 Y-T-D ACTUAL	2015-2016 PROJECTED YEAR END	2016-2017 DEPARTMENT REQUESTED	2016-2017 COMM COURT RECOMMENDED	2016-2017 APPROVED BUDGET
SALARIES								
32-697-4055 SALARY, BAILIFF	11,516	11,376	20,000	9,318	10,030	20,000	20,000	20,000
TOTAL SALARIES	11,516	11,376	20,000	9,318	10,030	20,000	20,000	20,000
FRINGE BENEFITS								
32-697-4201 FRG BENE, SOC SEC TAXES	880	870	1,530	713	768	1,530	1,530	1,530
32-697-4202 FRG BENE, GROUP INS	8	0	1,000	0	0	1,000	1,000	1,000
32-697-4203 FRG BENE, RETIREMENT	1,148	1,134	1,988	910	997	1,896	1,896	1,896
32-697-4204 FRG BENE, WORK COMP	261	277	288	250	250	260	260	260
32-697-4206 FRG BENE, UNEMPLOYMENT COMP	8	12	22	0	0	22	24	24
TOTAL FRINGE BENEFITS	2,305	2,292	4,828	1,873	2,014	4,708	4,710	4,710
OTHER SERVICES & CHARGES								
32-697-4500 CONTRACT SERVICE	0	0	5,000	0	0	5,000	5,000	5,000
32-697-4740 UTILITIES	474	395	800	387	392	800	800	800
32-697-4950 UNCLASSIFIED	1,832	2,049	20,000	1,860	1,771	20,000	20,000	20,000
TOTAL OTHER SERVICES & CHARGES	2,306	2,444	25,800	2,246	2,163	25,800	25,800	25,800
CAPITAL OUTLAY								
32-697-5500 CAPITAL OUTLAY	9,985	0	0	0	0	1,000	2,000	2,000
TASER (TO USE IN CRTROO 1 2,000.00							2,000	
TOTAL CAPITAL OUTLAY	9,985	0	0	0	0	1,000	2,000	2,000
TOTAL SECURITY FEES	26,112	16,113	50,628	13,437	14,208	51,508	52,510	52,510
TOTAL EXPENDITURES	26,112	16,113	50,628	13,437	14,208	51,508	52,510	52,510
REVENUE OVER/(UNDER) EXPENDITURES	(12,868)	(2,584)	(37,084)	(1,443)	(1,091)	(38,658)	(39,660)	(39,660)
OTHER FINANCING SOURCES								
TOTAL OTHER FINANCING SOURCES	0	0	0	0	0	0	0	0
OTHER FINANCING USES								
TOTAL OTHER FINANCING USES	0	0	0	0	0	0	0	0
REVENUES & OTHER SOURCES OVER/ (UNDER) EXPENDITURES & OTHER USES	(12,868)	(2,584)	(37,084)	(1,443)	(1,091)	(38,658)	(39,660)	(39,660)

APPROVED BUDGET
AS OF: SEPTEMBER 30TH, 2016

34 -CHILD ABUSE PREVENTION APPROVED 9/12/2016
REVENUES

	2013-2014 ACTUAL	2014-2015 ACTUAL	2015-2016 CURRENT BUDGET	2015-2016 Y-T-D ACTUAL	2015-2016 PROJECTED YEAR END	2016-2017 DEPARTMENT REQUESTED	2016-2017 COMM COURT RECOMMENDED	2016-2017 APPROVED BUDGET
CHARGES FOR SERVICES								
34-340-3470 DISTRICT CLERK	895	1,038	1,000	891	945	975	975	975
TOTAL CHARGES FOR SERVICES	895	1,038	1,000	891	945	975	975	975
TOTAL REVENUES	895	1,038	1,000	891	945	975	975	975

34 -CHILD ABUSE PREVENTION APPROVED 9/12/2016
HEALTH & HUMAN SERVICES
EXPENDITURES

	2013-2014 ACTUAL	2014-2015 ACTUAL	2015-2016 CURRENT BUDGET	2015-2016 Y-T-D ACTUAL	2015-2016 PROJECTED YEAR END	2016-2017 DEPARTMENT REQUESTED	2016-2017 COMM COURT RECOMMENDED	2016-2017 APPROVED BUDGET
OTHER SERVICES & CHARGES								
34-640-4551 COUNSELING	0	0	0	0	0	0	0	0
34-640-4950 UNCLASSIFIED	1,500	1,500	1,500	1,500	1,500	1,200	1,000	1,000
TOTAL OTHER SERVICES & CHARGES	1,500	1,500	1,500	1,500	1,500	1,200	1,000	1,000
TOTAL HEALTH & HUMAN SERVICES	1,500	1,500	1,500	1,500	1,500	1,200	1,000	1,000
TOTAL EXPENDITURES	1,500	1,500	1,500	1,500	1,500	1,200	1,000	1,000
REVENUE OVER/(UNDER) EXPENDITURES	(605)	(463)	(500)	(609)	(555)	(225)	(25)	(25)
OTHER FINANCING SOURCES								
TOTAL OTHER FINANCING SOURCES	0	0	0	0	0	0	0	0
OTHER FINANCING USES								
TOTAL OTHER FINANCING USES	0	0	0	0	0	0	0	0
REVENUES & OTHER SOURCES OVER/ (UNDER) EXPENDITURES & OTHER USES	(605)	(463)	(500)	(609)	(555)	(225)	(25)	(25)

PERMANENT NOTES:
Includes fees from CCP - Article 102.0186 - County Child Abuse Prevention Fund and Govt Code - 51.961 - Family Protection Fee

APPROVED BUDGET
AS OF: SEPTEMBER 30TH, 2016

35 -CHILD WELFARE APPROVED 9/12/2016
REVENUES

	2013-2014 ACTUAL	2014-2015 ACTUAL	2015-2016 CURRENT BUDGET	2015-2016 Y-T-D ACTUAL	2015-2016 PROJECTED YEAR END	2016-2017 DEPARTMENT REQUESTED	2016-2017 COMM COURT RECOMMENDED	2016-2017 APPROVED BUDGET
MISCELLANEOUS REVENUE								
35-360-3600 INTEREST	19	19	20	17	18	17	17	17
TOTAL MISCELLANEOUS REVENUE	19	19	20	17	18	17	17	17
TOTAL REVENUES	19	19	20	17	18	17	17	17

APPROVED BUDGET
AS OF: SEPTEMBER 30TH, 2016

35 -CHILD WELFARE APPROVED 9/12/2016
CHILD WELFARE
EXPENDITURES

	2013-2014 ACTUAL	2014-2015 ACTUAL	2015-2016 CURRENT BUDGET	2015-2016 Y-T-D ACTUAL	2015-2016 PROJECTED YEAR END	2016-2017 DEPARTMENT REQUESTED	2016-2017 COMM COURT RECOMMENDED	2016-2017 APPROVED BUDGET
SUPPLIES								
35-641-4310 OFFICE SUPPLIES & EXPENSES	0	0	0	0	0	0	0	0
TOTAL SUPPLIES	0	0	0	0	0	0	0	0
OTHER SERVICES & CHARGES								
35-641-4950 UNCLASSIFIED	200	337	2,500	100	100	2,500	2,500	2,500
TOTAL OTHER SERVICES & CHARGES	200	337	2,500	100	100	2,500	2,500	2,500
TOTAL CHILD WELFARE	200	337	2,500	100	100	2,500	2,500	2,500
TOTAL EXPENDITURES	200	337	2,500	100	100	2,500	2,500	2,500
REVENUE OVER/(UNDER) EXPENDITURES	(181)	(318)	(2,480)	(83)	(82)	(2,483)	(2,483)	(2,483)
OTHER FINANCING SOURCES								
TOTAL OTHER FINANCING SOURCES	0	0	0	0	0	0	0	0
OTHER FINANCING USES								
TOTAL OTHER FINANCING USES	0	0	0	0	0	0	0	0
REVENUES & OTHER SOURCES OVER/ (UNDER) EXPENDITURES & OTHER USES	(181)	(318)	(2,480)	(83)	(82)	(2,483)	(2,483)	(2,483)

APPROVED BUDGET
AS OF: SEPTEMBER 30TH, 2016

36 -HISTORICAL COMMISSION APPROVED 9/12/2016

REVENUES

	2013-2014 ACTUAL	2014-2015 ACTUAL	2015-2016 CURRENT BUDGET	2015-2016 Y-T-D ACTUAL	2015-2016 PROJECTED YEAR END	2016-2017 DEPARTMENT REQUESTED	2016-2017 COMM COURT RECOMMENDED	2016-2017 APPROVED BUDGET
MISCELLANEOUS REVENUE								
36-360-3600 INTEREST	64	67	60	61	67	60	60	60
36-367-3670 CONTRIBUTIONS & DONATIONS-PRVT	0	0	0	0	0	0	0	0
36-370-3710 MISC REVENUE	340	1,385	100	550	550	100	100	100
TOTAL MISCELLANEOUS REVENUE	404	1,452	160	611	617	160	160	160
TOTAL REVENUES	404	1,452	160	611	617	160	160	160

APPROVED BUDGET
AS OF: SEPTEMBER 30TH, 2016

36 -HISTORICAL COMMISSION APPROVED 9/12/2016
HISTORICAL COMMISSION
EXPENDITURES

	2013-2014 ACTUAL	2014-2015 ACTUAL	2015-2016 CURRENT BUDGET	2015-2016 Y-T-D ACTUAL	2015-2016 PROJECTED YEAR END	2016-2017 DEPARTMENT REQUESTED	2016-2017 COMM COURT RECOMMENDED	2016-2017 APPROVED BUDGET
OTHER SERVICES & CHARGES								
36-661-4710 INSURANCE/BONDS	990	1,037	1,495	1,495	1,495	1,538	1,538	1,538
36-661-4950 UNCLASSIFIED	2,304	201	29,605	962	1,000	30,000	30,000	30,000
TOTAL OTHER SERVICES & CHARGES	3,294	1,238	31,100	2,457	2,495	31,538	31,538	31,538
CAPITAL OUTLAY								
36-661-5500 CAPITAL OUTLAY	0	0	0	0	0	0	0	0
TOTAL CAPITAL OUTLAY	0	0	0	0	0	0	0	0
TOTAL HISTORICAL COMMISSION	3,294	1,238	31,100	2,457	2,495	31,538	31,538	31,538
TOTAL EXPENDITURES	3,294	1,238	31,100	2,457	2,495	31,538	31,538	31,538
REVENUE OVER/(UNDER) EXPENDITURES	(2,891)	214	(30,940)	(1,846)	(1,879)	(31,378)	(31,378)	(31,378)
OTHER FINANCING SOURCES								
36-390-3910 TRANSFER FROM GENERAL	1,200	1,100	1,100	1,100	1,100	1,538	1,538	1,538
TOTAL OTHER FINANCING SOURCES	1,200	1,100	1,100	1,100	1,100	1,538	1,538	1,538
OTHER FINANCING USES								
TOTAL OTHER FINANCING USES	0	0	0	0	0	0	0	0
REVENUES & OTHER SOURCES OVER/ (UNDER) EXPENDITURES & OTHER USES	(1,691)	1,314	(29,840)	(746)	(779)	(29,840)	(29,840)	(29,840)

APPROVED BUDGET
AS OF: SEPTEMBER 30TH, 2016

37 -MEDIATION FUND APPROVED 9/12/2016

	2013-2014 ACTUAL	2014-2015 ACTUAL	2015-2016 CURRENT BUDGET	2015-2016 Y-T-D ACTUAL	2015-2016 PROJECTED YEAR END	2016-2017 DEPARTMENT REQUESTED	2016-2017 COMM COURT RECOMMENDED	2016-2017 APPROVED BUDGET
OTHER FINANCING SOURCES								
TOTAL OTHER FINANCING SOURCES	0	0	0	0	0	0	0	0
OTHER FINANCING USES								
TOTAL OTHER FINANCING USES	0	0	0	0	0	0	0	0
REVENUES & OTHER SOURCES OVER/ (UNDER) EXPENDITURES & OTHER USES	0	0	0	0	0	0	0	0

APPROVED BUDGET
AS OF: SEPTEMBER 30TH, 2016

39 -BRIDGE REPLACEMENT APPROVED 9/12/2016

REVENUES

	2013-2014 ACTUAL	2014-2015 ACTUAL	2015-2016 CURRENT BUDGET	2015-2016 Y-T-D ACTUAL	2015-2016 PROJECTED YEAR END	2016-2017 DEPARTMENT REQUESTED	2016-2017 COMM COURT RECOMMENDED	2016-2017 APPROVED BUDGET
TOTAL REVENUES	0	0	0	0	0	0	0	0

APPROVED BUDGET
AS OF: SEPTEMBER 30TH, 2016

39 -BRIDGE REPLACEMENT APPROVED 9/12/2016
GENERAL ROAD & BRIDGE
EXPENDITURES

	2013-2014 ACTUAL	2014-2015 ACTUAL	2015-2016 CURRENT BUDGET	2015-2016 Y-T-D ACTUAL	2015-2016 PROJECTED YEAR END	2016-2017 DEPARTMENT REQUESTED	2016-2017 COMM COURT RECOMMENDED	2016-2017 APPROVED BUDGET
CAPITAL OUTLAY								
39-610-5800 BRIDGE REPLACEMENT	0	42,025	57,975	0	0	107,975	107,975	107,975
TOTAL CAPITAL OUTLAY	0	42,025	57,975	0	0	107,975	107,975	107,975
TOTAL GENERAL ROAD & BRIDGE	0	42,025	57,975	0	0	107,975	107,975	107,975
TOTAL EXPENDITURES	0	42,025	57,975	0	0	107,975	107,975	107,975
REVENUE OVER/(UNDER) EXPENDITURES	0	(42,025)	(57,975)	0	0	(107,975)	(107,975)	(107,975)
OTHER FINANCING SOURCES								
39-390-3910 TRANSFER FROM GENERAL	0	50,000	50,000	50,000	50,000	50,000	50,000	50,000
39-390-3940 TRANSFER FROM HIGHWAY	0	0	0	0	0	0	0	0
TOTAL OTHER FINANCING SOURCES	0	50,000	50,000	50,000	50,000	50,000	50,000	50,000
OTHER FINANCING USES								
TOTAL OTHER FINANCING USES	0	0	0	0	0	0	0	0
REVENUES & OTHER SOURCES OVER/ (UNDER) EXPENDITURES & OTHER USES	0	7,975	(7,975)	50,000	50,000	(57,975)	(57,975)	(57,975)

APPROVED BUDGET
AS OF: SEPTEMBER 30TH, 2016

40 -HIGHWAY APPROVED 9/12/2016
REVENUES

	2013-2014 ACTUAL	2014-2015 ACTUAL	2015-2016 CURRENT BUDGET	2015-2016 Y-T-D ACTUAL	2015-2016 PROJECTED YEAR END	2016-2017 DEPARTMENT REQUESTED	2016-2017 COMM COURT RECOMMENDED	2016-2017 APPROVED BUDGET
INTERGOVERNMENTAL REV.								
40-333-3365 TXDOT GRANT (TIF)	68,349	396,455	231,608	126,964	231,608	0	0	0
40-334-3340 MOTOR VEH LICENSE	352,436	355,591	355,591	355,452	355,450	355,450	355,450	355,450
40-334-3350 RD & BRIDGE FEE - $10	160,572	147,780	142,000	138,630	147,000	142,000	145,000	145,000
40-334-3370 WEIGH FEES	81,705	101,645	80,000	90,023	90,023	80,000	80,000	80,000
TOTAL INTERGOVERNMENTAL REV.	663,062	1,001,470	809,199	711,070	824,081	577,450	580,450	580,450
MISCELLANEOUS REVENUE								
40-370-3710 MISC REVENUE	0	0	0	0	0	0	0	0
TOTAL MISCELLANEOUS REVENUE	0	0	0	0	0	0	0	0
TOTAL REVENUES	663,062	1,001,470	809,199	711,070	824,081	577,450	580,450	580,450

40 -HIGHWAY APPROVED 9/12/2016
R&B GENERAL
EXPENDITURES

	2013-2014 ACTUAL	2014-2015 ACTUAL	2015-2016 CURRENT BUDGET	2015-2016 Y-T-D ACTUAL	2015-2016 PROJECTED YEAR END	2016-2017 DEPARTMENT REQUESTED	2016-2017 COMM COURT RECOMMENDED	2016-2017 APPROVED BUDGET
SUPPLIES								
40-610-4375 PARTS, SUPPLIES, REPAIRS	6,992	5,000	4,565	2,252	4,565	5,000	4,565	4,565
TOTAL SUPPLIES	6,992	5,000	4,565	2,252	4,565	5,000	4,565	4,565
OTHER SERVICES & CHARGES								
40-610-4710 INSURANCE/BONDS	0	0	435	435	435	457	457	457
TOTAL OTHER SERVICES & CHARGES	0	0	435	435	435	457	457	457
CAPITAL OUTLAY								
40-610-5500 CAPITAL OUTLAY-SHARED	198,008	0	0	0	0	0	75,000	75,000
DUROPATCHER, 250 GAL SP 1 0.00							0	
DUROTANK, 5000 GAL W/ A 1 60,000.00							60,000	
CEMENT PAD, ELECTRICAL 1 15,000.00							15,000	
TOTAL CAPITAL OUTLAY	198,008	0	0	0	0	0	75,000	75,000
TOTAL R&B GENERAL	205,000	5,000	5,000	2,687	5,000	5,457	80,022	80,022

APPROVED BUDGET
AS OF: SEPTEMBER 30TH, 2016

40 -HIGHWAY APPROVED 9/12/2016
R&B #1, GENERAL
EXPENDITURES

	2013-2014 ACTUAL	2014-2015 ACTUAL	2015-2016 CURRENT BUDGET	2015-2016 Y-T-D ACTUAL	2015-2016 PROJECTED YEAR END	2016-2017 DEPARTMENT REQUESTED	2016-2017 COMM COURT RECOMMENDED	2016-2017 APPROVED BUDGET
SUPPLIES								
40-611-4380 ROAD MATERIALS, PCT 1	50,000	50,000	50,000	17,182	50,000	50,000	25,000	25,000
TOTAL SUPPLIES	50,000	50,000	50,000	17,182	50,000	50,000	25,000	25,000
CAPITAL OUTLAY								
40-611-5550 CAPITAL OUTLAY - ROADS	33,020	109,913	31,170	31,170	31,170	0	0	0
TOTAL CAPITAL OUTLAY	33,020	109,913	31,170	31,170	31,170	0	0	0
TOTAL R&B #1, GENERAL	83,020	159,913	81,170	48,352	81,170	50,000	25,000	25,000

APPROVED BUDGET
AS OF: SEPTEMBER 30TH, 2016

40 -HIGHWAY APPROVED 9/12/2016
R&B #2, GENERAL
EXPENDITURES

	2013-2014 ACTUAL	2014-2015 ACTUAL	2015-2016 CURRENT BUDGET	2015-2016 Y-T-D ACTUAL	2015-2016 PROJECTED YEAR END	2016-2017 DEPARTMENT REQUESTED	2016-2017 COMM COURT RECOMMENDED	2016-2017 APPROVED BUDGET
SUPPLIES								
40-612-4380 ROAD MATERIALS, PCT 2	50,000	50,000	50,000	42,565	50,000	50,000	0	0
TOTAL SUPPLIES	50,000	50,000	50,000	42,565	50,000	50,000	0	0
CAPITAL OUTLAY								
40-612-5550 CAPITAL OUTLAY - ROADS	64,231	29,367	80,505	35,904	80,505	0	0	0
TOTAL CAPITAL OUTLAY	64,231	29,367	80,505	35,904	80,505	0	0	0
TOTAL R&B #2, GENERAL	114,231	79,367	130,505	78,469	130,505	50,000	0	0

APPROVED BUDGET
AS OF: SEPTEMBER 30TH, 2016

40 -HIGHWAY APPROVED 9/12/2016
R&B #3, GENERAL
EXPENDITURES

	2013-2014 ACTUAL	2014-2015 ACTUAL	2015-2016 CURRENT BUDGET	2015-2016 Y-T-D ACTUAL	2015-2016 PROJECTED YEAR END	2016-2017 DEPARTMENT REQUESTED	2016-2017 COMM COURT RECOMMENDED	2016-2017 APPROVED BUDGET
SUPPLIES								
40-613-4380 ROAD MATERIALS, PCT 3	50,000	50,000	50,000	45,780	50,000	50,000	25,000	25,000
TOTAL SUPPLIES	50,000	50,000	50,000	45,780	50,000	50,000	25,000	25,000
CAPITAL OUTLAY								
40-613-5550 CAPITAL OUTLAY - ROADS	5,120	104,842	97,644	29,360	64,141	0	0	0
TOTAL CAPITAL OUTLAY	5,120	104,842	97,644	29,360	64,141	0	0	0
TOTAL R&B #3, GENERAL	55,120	154,842	147,644	75,141	114,141	50,000	25,000	25,000

APPROVED BUDGET
AS OF: SEPTEMBER 30TH, 2016

40 -HIGHWAY APPROVED 9/12/2016
R&B #4, GENERAL
EXPENDITURES

	2013-2014 ACTUAL	2014-2015 ACTUAL	2015-2016 CURRENT BUDGET	2015-2016 Y-T-D ACTUAL	2015-2016 PROJECTED YEAR END	2016-2017 DEPARTMENT REQUESTED	2016-2017 COMM COURT RECOMMENDED	2016-2017 APPROVED BUDGET
SUPPLIES								
40-614-4380 ROAD MATERIALS, PCT 4	50,000	50,000	50,000	40,233	50,000	50,000	0	0
TOTAL SUPPLIES	50,000	50,000	50,000	40,233	50,000	50,000	0	0
CAPITAL OUTLAY								
40-614-5550 CAPITAL OUTLAY - ROADS	71,232	89,842	0	13,029	13,029	0	0	0
TOTAL CAPITAL OUTLAY	71,232	89,842	0	13,029	13,029	0	0	0
TOTAL R&B #4, GENERAL	121,232	139,842	50,000	53,262	63,029	50,000	0	0
TOTAL EXPENDITURES	578,603	538,963	414,319	257,911	393,845	205,457	130,022	130,022
REVENUE OVER/(UNDER) EXPENDITURES	84,459	462,507	394,880	453,159	430,236	371,993	450,428	450,428
OTHER FINANCING SOURCES								
TOTAL OTHER FINANCING SOURCES	0	0	0	0	0	0	0	0
OTHER FINANCING USES								
40-700-7041 TRS TO R & B #1	41,638	92,623	94,702	94,702	94,702	94,702	105,312	105,312
40-700-7042 TRS TO R & B #2	45,368	100,921	103,186	103,186	103,186	103,186	114,747	114,747
40-700-7043 TRS TO R & B #3	36,034	80,156	81,955	81,955	81,955	81,955	91,137	91,137
40-700-7044 TRS TO R & B #4	60,711	135,051	138,083	138,083	138,083	138,083	153,553	153,553
TOTAL OTHER FINANCING USES	183,751	408,751	417,926	417,926	417,926	417,926	464,749	464,749
REVENUES & OTHER SOURCES OVER/ (UNDER) EXPENDITURES & OTHER USES	(99,292)	53,756	(23,046)	35,233	12,310	(45,933)	(14,321)	(14,321)

APPROVED BUDGET
AS OF: SEPTEMBER 30TH, 2016

41 -ROAD & BRIDGE GEN NO. 1 APPROVED 9/12/2016

REVENUES

	2013-2014 ACTUAL	2014-2015 ACTUAL	2015-2016 CURRENT BUDGET	2015-2016 Y-T-D ACTUAL	2015-2016 PROJECTED YEAR END	2016-2017 DEPARTMENT REQUESTED	2016-2017 COMM COURT RECOMMENDED	2016-2017 APPROVED BUDGET
INTERGOVERNMENTAL REV.								
41-333-3260 SB 370 ROAD MATERIALS	7,478	0	6,922	5,485	5,485	0	0	0
TOTAL INTERGOVERNMENTAL REV.	7,478	0	6,922	5,485	5,485	0	0	0
MISCELLANEOUS REVENUE								
41-360-3600 INTEREST	644	639	575	554	708	600	600	600
41-364-3640 SALE OF FIXED ASSETS	0	0	0	0	0	0	0	0
41-370-3710 UNCLASSIFIED REVENUE	62,574	6,455	500	1,644	1,644	500	500	500
TOTAL MISCELLANEOUS REVENUE	63,218	7,094	1,075	2,198	2,352	1,100	1,100	1,100
TOTAL REVENUES	70,695	7,094	7,997	7,682	7,837	1,100	1,100	1,100

APPROVED BUDGET
AS OF: SEPTEMBER 30TH, 2016

41 -ROAD & BRIDGE GEN NO. 1 APPROVED 9/12/2016
R & B # 1
EXPENDITURES

	2013-2014 ACTUAL	2014-2015 ACTUAL	2015-2016 CURRENT BUDGET	2015-2016 Y-T-D ACTUAL	2015-2016 PROJECTED YEAR END	2016-2017 DEPARTMENT REQUESTED	2016-2017 COMM COURT RECOMMENDED	2016-2017 APPROVED BUDGET
SALARIES								
41-611-4070 SALARY, TRAVEL ALLOWANCE	9,100	9,100	9,100	8,427	9,100	9,100	9,100	9,100
41-611-4071 SALARY, UNIFORM ALLOWANCE	92	(0)	125	0	0	125	125	125
41-611-4085 LONGEVITY	4,384	4,688	2,744	2,200	2,200	2,624	2,616	2,616
41-611-4090 SALARY, PCT	40,352	41,966	45,662	42,272	45,660	45,662	45,662	45,662
41-611-4140 SALARY, PCT	36,718	29,631	41,738	38,640	41,738	41,738	41,738	41,738
41-611-4142 SALARY, PCT	35,739	33,264	8,210	0	0	31,738	41,738	41,738
41-611-4143 SALARY, PCT	35,739	37,168	40,679	37,658	40,677	40,679	40,679	40,679
41-611-4144 SALARY, PCT	0	29,710	40,679	35,911	38,930	40,679	40,679	40,679
41-611-4180 SALARY, PT TIME, PRECINCTS	4,840	1,224	11,200	5,658	7,850	1,200	1,200	1,200
TOTAL SALARIES	166,963	186,751	200,137	170,766	186,155	213,545	223,537	223,537
FRINGE BENEFITS								
41-611-4201 FRG BENE, SOC SEC TAXES	12,142	13,522	16,384	11,875	12,879	16,384	16,174	16,174
41-611-4202 FRG BENE, GROUP INS	45,397	53,991	61,873	47,014	51,288	61,873	63,466	63,466
41-611-4203 FRG BENE, RETIREMENT	16,715	18,693	22,226	15,836	18,019	22,226	21,192	21,192
41-611-4204 FRG BENE, WORKERS COMPENSATION	3,824	4,476	5,059	4,365	4,365	5,059	4,520	4,520
41-611-4206 FRG BENE, UNEMPLOYMENT COMP	167	271	236	127	174	236	258	258
TOTAL FRINGE BENEFITS	78,245	90,952	105,778	79,216	86,725	105,778	105,610	105,610
SUPPLIES								
41-611-4310 OFFICE SUPPLIES & EXPENSES	744	1,285	1,000	960	1,145	1,000	1,000	1,000
41-611-4355 CULVERT, FLUMING & TILE	33,620	53,004	20,000	3,864	5,455	5,000	5,000	5,000
41-611-4360 FUEL	40,998	34,594	45,000	18,312	27,894	35,000	35,000	35,000
41-611-4370 OIL, GREASE & COOLANT	1,900	3,583	5,500	4,463	4,500	4,500	4,500	4,500
41-611-4375 PARTS, SUPPLIES, REPAIRS	30,152	36,640	60,000	55,361	60,000	30,000	30,000	30,000
41-611-4380 ROAD MATERIALS	81,004	120,768	68,985	65,317	81,817	58,508	48,388	48,388
41-611-4381 ROAD MATERIALS, C/O	0	0	0	0	0	0	63,600	63,600
41-611-4385 SIGNS, SIGN BLANKS	1,935	7,989	2,600	2,523	2,150	3,000	3,000	3,000
41-611-4390 TIRES & TUBES	10,228	10,976	6,000	3,938	5,388	6,000	6,000	6,000
41-611-4395 WEED & BRUSH CHEMICALS	3,350	867	2,500	2,140	2,500	2,500	2,500	2,500
TOTAL SUPPLIES	203,930	269,706	211,585	156,878	190,849	145,508	198,988	198,988
OTHER SERVICES & CHARGES								
41-611-4620 COMMUNICATIONS	5,462	4,611	6,000	4,052	4,123	5,000	5,000	5,000
41-611-4660 LEGAL & BID NOTICES	97	175	500	84	84	500	500	500
41-611-4680 TRAVEL/TRAINING	2,569	2,735	3,500	2,533	2,533	3,500	3,500	3,500
41-611-4710 INSURANCE/BONDS	6,475	6,781	7,228	7,228	7,228	7,300	7,300	7,300
41-611-4740 UTILITIES	4,354	4,048	4,500	3,838	3,995	4,500	4,500	4,500
41-611-4770 RENTAL	780	780	1,500	780	780	3,000	3,000	3,000
41-611-4785 UNIFORMS	1,386	2,258	1,700	1,094	1,094	1,500	1,500	1,500
41-611-4950 UNCLASSIFIED	0	0	1,900	0	0	2,000	2,000	2,000
TOTAL OTHER SERVICES & CHARGES	21,123	21,388	26,828	19,609	19,837	27,300	27,300	27,300

APPROVED BUDGET
AS OF: SEPTEMBER 30TH, 2016

41 -ROAD & BRIDGE GEN NO. 1 APPROVED 9/12/2016
R & B # 1
EXPENDITURES

			2013-2014 ACTUAL	2014-2015 ACTUAL	2015-2016 CURRENT BUDGET	2015-2016 Y-T-D ACTUAL	2015-2016 PROJECTED YEAR END	2016-2017 DEPARTMENT REQUESTED	2016-2017 COMM COURT RECOMMENDED	2016-2017 APPROVED BUDGET
CAPITAL OUTLAY										
41-611-5500 CAPITAL OUTLAY			84,434	4,366	1,500	1,478	1,478	0	0	0
	1	0.00							0	
	0	0.00							0	
TOTAL CAPITAL OUTLAY			84,434	4,366	1,500	1,478	1,478	0	0	0
TOTAL R & B # 1			554,694	573,163	545,828	427,947	485,043	492,131	555,435	555,435

APPROVED BUDGET
AS OF: SEPTEMBER 30TH, 2016

41 -ROAD & BRIDGE GEN NO. 1 APPROVED 9/12/2016
DEBT SERVICE
EXPENDITURES

	2013-2014 ACTUAL	2014-2015 ACTUAL	2015-2016 CURRENT BUDGET	2015-2016 Y-T-D ACTUAL	2015-2016 PROJECTED YEAR END	2016-2017 DEPARTMENT REQUESTED	2016-2017 COMM COURT RECOMMENDED	2016-2017 APPROVED BUDGET
DEBT SERVICE								
41-680-6300 PRINCIPAL, OTHER INDEBTEDNESS	13,491	0	0	0	0	0	0	0
TOTAL DEBT SERVICE	13,491	0	0	0	0	0	0	0
TOTAL DEBT SERVICE	13,491	0	0	0	0	0	0	0
TOTAL EXPENDITURES	568,186	573,163	545,828	427,947	485,043	492,131	555,435	555,435
REVENUE OVER/(UNDER) EXPENDITURES	(497,491)	(566,069)	(537,831)	(420,264)	(477,207)	(491,031)	(554,335)	(554,335)
OTHER FINANCING SOURCES								
41-390-3910 TRANSFER FROM GENERAL	414,195	373,905	396,329	396,329	396,329	396,329	385,423	385,423
41-390-3940 TRANSFER FROM HIGHWAY	41,638	92,623	94,702	94,702	94,702	94,702	105,312	105,312
TOTAL OTHER FINANCING SOURCES	455,833	466,528	491,031	491,031	491,031	491,031	490,735	490,735
OTHER FINANCING USES								
TOTAL OTHER FINANCING USES	0	0	0	0	0	0	0	0
REVENUES & OTHER SOURCES OVER/ (UNDER) EXPENDITURES & OTHER USES	(41,658)	(99,541)	(46,800)	70,767	13,824	0	(63,600)	(63,600)

APPROVED BUDGET
AS OF: SEPTEMBER 30TH, 2016

42 -ROAD & BRIDGE GEN NO. 2 APPROVED 9/12/2016

REVENUES

	2013-2014 ACTUAL	2014-2015 ACTUAL	2015-2016 CURRENT BUDGET	2015-2016 Y-T-D ACTUAL	2015-2016 PROJECTED YEAR END	2016-2017 DEPARTMENT REQUESTED	2016-2017 COMM COURT RECOMMENDED	2016-2017 APPROVED BUDGET
INTERGOVERNMENTAL REV.								
42-333-3260 SB 370 ROAD MATERIALS	7,478	0	6,922	5,456	5,456	0	0	0
TOTAL INTERGOVERNMENTAL REV.	7,478	0	6,922	5,456	5,456	0	0	0
MISCELLANEOUS REVENUE								
42-360-3600 INTEREST	1,061	788	800	605	773	800	700	700
42-364-3640 SALE OF FIXED ASSETS	0	0	0	0	0	0	0	0
42-370-3710 UNCLASSIFIED REVENUE	6,261	6,983	1,500	1,918	1,500	1,500	500	500
TOTAL MISCELLANEOUS REVENUE	7,323	7,771	2,300	2,523	2,273	2,300	1,200	1,200
TOTAL REVENUES	14,800	7,771	9,222	7,979	7,730	2,300	1,200	1,200

APPROVED BUDGET
AS OF: SEPTEMBER 30TH, 2016

42 -ROAD & BRIDGE GEN NO. 2 APPROVED 9/12/2016
R & B # 2
EXPENDITURES

	2013-2014 ACTUAL	2014-2015 ACTUAL	2015-2016 CURRENT BUDGET	2015-2016 Y-T-D ACTUAL	2015-2016 PROJECTED YEAR END	2016-2017 DEPARTMENT REQUESTED	2016-2017 COMM COURT RECOMMENDED	2016-2017 APPROVED BUDGET
SALARIES								
42-612-4070 SALARY, TRAVEL ALLOWANCE	9,100	9,100	9,100	8,427	9,100	9,100	9,100	9,100
42-612-4071 SALARY, UNIFORM ALLOWANCE	0	0	0	0	0	0	0	0
42-612-4085 LONGEVITY	5,712	6,096	6,448	6,448	6,448	6,736	6,736	6,736
42-612-4090 SALARY, PCT	40,352	41,966	45,662	42,272	45,660	45,662	45,662	45,662
42-612-4140 SALARY, PCT	36,718	38,189	41,738	38,640	41,738	41,738	41,738	41,738
42-612-4142 SALARY, PCT	36,718	38,189	41,738	38,640	41,738	41,738	41,738	41,738
42-612-4143 SALARY, PCT	35,066	37,168	40,679	37,658	40,677	40,679	40,679	40,679
42-612-4144 SALARY, PCT	35,399	37,168	40,679	37,658	40,677	40,679	40,679	40,679
42-612-4180 SALARY, PT TIME, PRECINCTS	6,096	5,905	7,500	7,116	7,870	6,000	6,000	6,000
TOTAL SALARIES	205,161	213,781	233,544	216,858	233,907	232,332	232,332	232,332
FRINGE BENEFITS								
42-612-4201 FRG BENE, SOC SEC TAXES	13,967	14,355	15,795	14,402	15,498	15,795	15,776	15,776
42-612-4202 FRG BENE, GROUP INS	67,730	75,514	79,139	70,202	76,537	79,139	77,972	77,972
42-612-4203 FRG BENE, RETIREMENT	20,481	21,387	23,058	20,350	22,714	23,058	22,026	22,026
42-612-4204 FRG ENE, WORK COMP	4,732	4,644	5,259	4,570	4,570	5,259	4,710	4,710
42-612-4206 FRG BENE, UNEMPLOYMENT COMP	208	312	246	171	241	246	268	268
TOTAL FRINGE BENEFITS	107,118	116,212	123,497	109,694	119,559	123,497	120,752	120,752
SUPPLIES								
42-612-4310 OFFICE SUPPLIES & EXPENSES	464	136	450	371	525	450	450	450
42-612-4355 CULVERT, FLUMING & TILE	3,686	20,935	10,000	4,772	4,772	10,000	10,000	10,000
42-612-4360 FUEL	46,988	29,495	45,000	25,649	25,649	40,000	40,000	40,000
42-612-4370 OIL, GREASE & COOLANT	1,839	1,226	3,000	1,579	1,769	2,500	2,500	2,500
42-612-4375 PARTS, SUPPLIES, REPAIRS	32,818	35,412	37,500	36,931	44,264	35,000	35,000	35,000
42-612-4380 ROAD MATERIALS	128,203	192,008	84,884	83,758	93,485	65,374	64,362	64,362
42-612-4381 ROAD MATERIALS, C/O	0	0	41,000	0	0	0	80,400	80,400
42-612-4385 SIGNS, SIGN BLANKS	2,316	2,967	2,500	2,364	2,364	2,500	2,500	2,500
42-612-4390 TIRES & TUBES	6,719	3,925	8,000	4,554	5,293	8,000	8,000	8,000
42-612-4395 WEED & BRUSH CHEMICALS	682	380	1,500	569	569	1,500	1,500	1,500
TOTAL SUPPLIES	223,715	286,483	233,834	160,547	178,690	165,324	244,712	244,712
OTHER SERVICES & CHARGES								
42-612-4620 COMMUNICATIONS	4,246	4,313	4,500	2,974	3,094	4,500	4,500	4,500
42-612-4660 LEGAL & BID NOTICES	82	83	300	52	52	300	300	300
42-612-4680 TRAVEL/TRAINING	1,679	1,444	2,500	1,348	1,348	2,000	2,000	2,000
42-612-4710 INSURANCE/BONDS	4,167	3,833	4,127	4,127	4,127	4,000	4,200	4,200
42-612-4740 UTILITIES	4,048	3,607	4,200	3,185	3,040	4,000	4,000	4,000
42-612-4770 RENTAL	11,161	4,239	4,000	1,353	1,350	4,000	4,000	4,000
42-612-4785 UNIFORMS	1,136	930	1,500	1,129	1,131	1,500	1,500	1,500
42-612-4950 UNCLASSIFIED	0	0	373	0	0	500	500	500
TOTAL OTHER SERVICES & CHARGES	26,519	18,450	21,500	14,169	14,142	20,800	21,000	21,000

APPROVED BUDGET
AS OF: SEPTEMBER 30TH, 2016

42 -ROAD & BRIDGE GEN NO. 2 APPROVED 9/12/2016
R & B # 2
EXPENDITURES

	2013-2014 ACTUAL	2014-2015 ACTUAL	2015-2016 CURRENT BUDGET	2015-2016 Y-T-D ACTUAL	2015-2016 PROJECTED YEAR END	2016-2017 DEPARTMENT REQUESTED	2016-2017 COMM COURT RECOMMENDED	2016-2017 APPROVED BUDGET
CAPITAL OUTLAY								
42-612-5500 CAPITAL OUTLAY	0	6,190	17,900	5,149	5,149	0	0	0
0 0.00							0	
TOTAL CAPITAL OUTLAY	0	6,190	17,900	5,149	5,149	0	0	0
TOTAL R & B # 2	562,513	641,115	630,275	506,417	551,447	541,953	618,796	618,796
TOTAL EXPENDITURES	562,513	641,115	630,275	506,417	551,447	541,953	618,796	618,796
REVENUE OVER/(UNDER) EXPENDITURES	(547,713)	(633,345)	(621,053)	(498,439)	(543,718)	(539,653)	(617,596)	(617,596)
OTHER FINANCING SOURCES								
42-390-3910 TRANSFER FROM GENERAL	451,153	415,461	436,467	436,467	436,467	436,467	422,449	422,449
42-390-3940 TRANSFER FROM HIGHWAY	45,368	100,921	103,186	103,186	103,186	103,186	114,747	114,747
TOTAL OTHER FINANCING SOURCES	496,521	516,382	539,653	539,653	539,653	539,653	537,196	537,196
OTHER FINANCING USES								
42-700-7051 EQUIPMENT REPLACEMENT #2	70,000	0	0	0	0	0	0	0
TOTAL OTHER FINANCING USES	70,000	0	0	0	0	0	0	0
REVENUES & OTHER SOURCES OVER/ (UNDER) EXPENDITURES & OTHER USES	(121,192)	(116,963)	(81,400)	41,214	(4,065)	0	(80,400)	(80,400)

APPROVED BUDGET
AS OF: SEPTEMBER 30TH, 2016

43 -ROAD & BRIDGE GEN NO. 3 APPROVED 9/12/2016

REVENUES

	2013-2014 ACTUAL	2014-2015 ACTUAL	2015-2016 CURRENT BUDGET	2015-2016 Y-T-D ACTUAL	2015-2016 PROJECTED YEAR END	2016-2017 DEPARTMENT REQUESTED	2016-2017 COMM COURT RECOMMENDED	2016-2017 APPROVED BUDGET
INTERGOVERNMENTAL REV.								
43-333-3260 SB 370 ROAD MATERIALS	7,478	0	6,922	5,464	5,464	0	0	0
TOTAL INTERGOVERNMENTAL REV.	7,478	0	6,922	5,464	5,464	0	0	0
MISCELLANEOUS REVENUE								
43-360-3600 INTEREST	376	431	400	451	555	400	400	400
43-364-3640 SALE OF FIXED ASSETS	0	0	0	0	0	0	0	0
43-370-3710 UNCLASSIFIED REVENUE	1,742	1,290	100	1,097	1,071	100	100	100
TOTAL MISCELLANEOUS REVENUE	2,118	1,721	500	1,548	1,626	500	500	500
TOTAL REVENUES	9,595	1,721	7,422	7,012	7,090	500	500	500

APPROVED BUDGET
AS OF: SEPTEMBER 30TH, 2016

43 -ROAD & BRIDGE GEN NO. 3 APPROVED 9/12/2016
R & B # 3
EXPENDITURES

	2013-2014 ACTUAL	2014-2015 ACTUAL	2015-2016 CURRENT BUDGET	2015-2016 Y-T-D ACTUAL	2015-2016 PROJECTED YEAR END	2016-2017 DEPARTMENT REQUESTED	2016-2017 COMM COURT RECOMMENDED	2016-2017 APPROVED BUDGET
SALARIES								
43-613-4070 SALARY, TRAVEL ALLOWANCE	9,100	9,100	9,100	8,427	9,100	9,100	9,100	9,100
43-613-4071 SALARY, UNIFORM ALLOWANCE	0	92	125	0	0	125	125	125
43-613-4085 LONGEVITY	2,504	2,792	3,104	3,080	3,080	3,368	3,368	3,368
43-613-4090 SALARY, PCT	40,352	41,966	45,662	42,272	45,660	45,662	45,662	45,662
43-613-4140 SALARY, PCT	36,718	38,189	41,738	38,640	41,738	41,738	41,738	41,738
43-613-4142 SALARY, PCT	36,718	38,189	41,738	38,640	41,738	41,738	41,738	41,738
43-613-4143 SALARY, PCT	0	0	26,429	0	0	41,738	40,679	40,679
43-613-4180 SALARY, PT TIME, PRECINCTS	27,026	22,255	23,700	21,343	23,700	15,000	15,000	15,000
TOTAL SALARIES	152,419	152,582	191,596	152,402	165,015	198,469	197,410	197,410
FRINGE BENEFITS								
43-613-4201 FRG BENE, SOC SEC TAXES	11,227	11,255	14,723	10,877	11,800	14,723	14,710	14,710
43-613-4202 FRG BENE, GROUP INS	32,852	35,400	47,683	43,694	47,667	47,683	48,874	48,874
43-613-4203 FRG BENE, RETIREMENT	15,258	15,273	19,591	14,176	15,870	19,591	18,715	18,715
43-613-4204 FRG ENE, WORK COMP	4,036	3,931	4,433	3,855	3,855	4,433	3,970	3,970
43-613-4206 FRG BENE, UNEMPLOYMENT COMP	151	224	207	117	161	207	226	226
TOTAL FRINGE BENEFITS	63,524	66,082	86,637	72,720	79,353	86,637	86,495	86,495
SUPPLIES								
43-613-4310 OFFICE SUPPLIES & EXPENSES	391	115	800	768	768	600	600	600
43-613-4355 CULVERT, FLUMING & TILE	1,245	4,638	5,600	4,916	6,871	5,000	5,000	5,000
43-613-4360 FUEL	52,574	28,171	27,537	17,135	21,024	25,000	25,000	25,000
43-613-4370 OIL, GREASE & COOLANT	3,333	4,153	3,500	2,236	2,903	3,500	3,500	3,500
43-613-4375 PARTS, SUPPLIES, REPAIRS	30,729	38,260	34,600	32,052	35,000	28,000	28,000	28,000
43-613-4380 ROAD MATERIALS	56,091	47,117	66,195	65,823	76,658	44,456	45,779	45,779
43-613-4381 ROAD MATERIALS, C/O	0	0	0	0	0	0	29,300	29,300
43-613-4385 SIGNS, SIGN BLANKS	2,671	4,326	3,563	3,062	3,062	2,800	2,800	2,800
43-613-4390 TIRES & TUBES	4,865	6,483	5,000	4,460	4,851	5,000	5,000	5,000
43-613-4395 WEED & BRUSH CHEMICALS	731	1,055	2,000	1,901	1,901	2,500	2,500	2,500
TOTAL SUPPLIES	152,629	134,318	148,795	132,351	153,038	116,856	147,479	147,479
OTHER SERVICES & CHARGES								
43-613-4620 COMMUNICATIONS	6,008	4,622	4,500	3,236	3,354	4,500	4,500	4,500
43-613-4660 LEGAL & BID NOTICES	110	83	150	52	52	150	150	150
43-613-4680 TRAVEL/TRAINING	1,137	1,777	2,000	1,616	1,616	2,000	2,000	2,000
43-613-4710 INSURANCE/BONDS	4,044	4,483	4,400	4,400	4,400	4,600	4,600	4,600
43-613-4740 UTILITIES	2,752	2,666	3,000	2,477	2,290	3,000	3,000	3,000
43-613-4770 RENTAL	3,679	4,572	3,080	0	0	7,000	7,000	7,000
43-613-4785 UNIFORMS	1,466	1,072	1,500	553	576	1,500	1,500	1,500
43-613-4950 UNCLASSIFIED	0	8	175	0	0	150	150	150
TOTAL OTHER SERVICES & CHARGES	19,196	19,283	18,805	12,334	12,288	22,900	22,900	22,900

APPROVED BUDGET
AS OF: SEPTEMBER 30TH, 2016

43 -ROAD & BRIDGE GEN NO. 3 APPROVED 9/12/2016
R & B # 3
EXPENDITURES

	2013-2014 ACTUAL	2014-2015 ACTUAL	2015-2016 CURRENT BUDGET	2015-2016 Y-T-D ACTUAL	2015-2016 PROJECTED YEAR END	2016-2017 DEPARTMENT REQUESTED	2016-2017 COMM COURT RECOMMENDED	2016-2017 APPROVED BUDGET
CAPITAL OUTLAY								
43-613-5500 CAPITAL OUTLAY	3,400	0	14,651	14,648	14,648	0	0	0
TOTAL CAPITAL OUTLAY	3,400	0	14,651	14,648	14,648	0	0	0
TOTAL R & B # 3	391,168	372,266	460,484	384,455	424,343	424,862	454,284	454,284
TOTAL EXPENDITURES	391,168	372,266	460,484	384,455	424,343	424,862	454,284	454,284
REVENUE OVER/(UNDER) EXPENDITURES	(381,573)	(370,544)	(453,062)	(377,443)	(417,253)	(424,362)	(453,784)	(453,784)
OTHER FINANCING SOURCES								
43-390-3910 TRANSFER FROM GENERAL	357,579	324,609	342,407	342,407	342,407	342,407	333,347	333,347
43-390-3940 TRANSFER FROM HIGHWAY	36,034	80,156	81,955	81,955	81,955	81,955	91,137	91,137
TOTAL OTHER FINANCING SOURCES	393,613	404,765	424,362	424,362	424,362	424,362	424,484	424,484
OTHER FINANCING USES								
43-700-7044 TRS TO R & B #4	0	0	0	0	0	0	0	0
43-700-7052 EQUIPMENT REPLACEMENT #3	0	28,796	0	10,000	10,000	0	0	0
TOTAL OTHER FINANCING USES	0	28,796	0	10,000	10,000	0	0	0
REVENUES & OTHER SOURCES OVER/ (UNDER) EXPENDITURES & OTHER USES	12,040	5,425	(28,700)	36,919	(2,891)	0	(29,300)	(29,300)

APPROVED BUDGET
AS OF: SEPTEMBER 30TH, 2016

44 -ROAD & BRIDGE GEN NO. 4 APPROVED 9/12/2016

REVENUES

	2013-2014 ACTUAL	2014-2015 ACTUAL	2015-2016 CURRENT BUDGET	2015-2016 Y-T-D ACTUAL	2015-2016 PROJECTED YEAR END	2016-2017 DEPARTMENT REQUESTED	2016-2017 COMM COURT RECOMMENDED	2016-2017 APPROVED BUDGET
INTERGOVERNMENTAL REV.								
44-333-3260 SB 370 ROAD MATERIALS	7,478	0	6,922	5,456	5,456	0	0	0
TOTAL INTERGOVERNMENTAL REV.	7,478	0	6,922	5,456	5,456	0	0	0
MISCELLANEOUS REVENUE								
44-360-3600 INTEREST	971	1,190	1,000	1,119	1,332	1,000	1,000	1,000
44-364-3640 SALE OF FIXED ASSETS	0	0	0	0	0	0	0	0
44-370-3710 UNCLASSIFIED REV	20,587	11,708	100	2,588	2,500	1,500	500	500
TOTAL MISCELLANEOUS REVENUE	21,557	12,898	1,100	3,706	3,832	2,500	1,500	1,500
TOTAL REVENUES	29,035	12,898	8,022	9,163	9,289	2,500	1,500	1,500

APPROVED BUDGET
AS OF: SEPTEMBER 30TH, 2016

44 -ROAD & BRIDGE GEN NO. 4 APPROVED 9/12/2016
R & B # 4
EXPENDITURES

	2013-2014 ACTUAL	2014-2015 ACTUAL	2015-2016 CURRENT BUDGET	2015-2016 Y-T-D ACTUAL	2015-2016 PROJECTED YEAR END	2016-2017 DEPARTMENT REQUESTED	2016-2017 COMM COURT RECOMMENDED	2016-2017 APPROVED BUDGET
SALARIES								
44-614-4070 SALARY, TRAVEL ALLOWANCE	10,000	10,000	10,000	9,260	10,000	10,000	10,000	10,000
44-614-4071 SALARY, UNIFORM ALLOWANCE	44	40	50	0	0	50	50	50
44-614-4085 LONGEVITY	11,024	11,312	4,784	4,784	4,784	8,680	7,568	7,568
44-614-4090 SALARY, PCT	40,352	41,764	45,662	42,272	45,660	45,662	45,662	45,662
44-614-4140 SALARY, PCT	36,718	35,802	41,738	38,640	41,738	41,738	41,738	41,738
44-614-4142 SALARY, PCT	36,718	37,660	41,738	37,920	40,960	41,738	41,738	41,738
44-614-4143 SALARY, PCT	35,360	37,047	40,679	37,658	40,677	40,679	40,679	40,679
44-614-4144 SALARY, PCT	34,330	27,166	40,679	34,920	37,720	40,679	40,679	40,679
44-614-4145 SALARY, PCT	35,036	11,211	27,847	15,095	18,114	27,847	40,679	40,679
44-614-4180 SALARY, PT TIME, PRECINCTS	0	0	13,000	1,934	1,934	13,000	1,000	1,000
TOTAL SALARIES	239,582	212,002	266,177	222,484	241,587	270,073	269,793	269,793
FRINGE BENEFITS								
44-614-4201 FRG BENE, SOC SEC TAXES	16,728	15,052	19,146	15,188	16,440	19,146	18,698	18,698
44-614-4202 FRG BENE, GROUP INS	76,231	62,972	80,067	70,401	77,533	80,067	87,787	87,787
44-614-4203 FRG BENE, RETIREMENT	23,908	21,234	26,450	20,755	23,400	26,450	25,577	25,577
44-614-4204 FRG ENE, WORK COMP	5,559	5,492	6,042	5,253	5,253	6,042	5,460	5,460
44-614-4206 FRG BENE, UNEMPLOYMENT COMP	249	316	282	169	224	282	312	312
TOTAL FRINGE BENEFITS	122,675	105,066	131,987	111,766	122,850	131,987	137,834	137,834
SUPPLIES								
44-614-4310 OFFICE SUPPLIES & EXPENSES	159	42	1,500	780	1,025	1,500	1,500	1,500
44-614-4355 CULVERT, FLUMING & TILE	32,453	213	18,000	14,324	14,324	18,000	18,000	18,000
44-614-4360 FUEL	67,959	42,581	65,000	39,773	39,773	62,000	62,000	62,000
44-614-4370 OIL, GREASE & COOLANT	4,761	5,958	6,500	2,434	2,300	5,000	5,000	5,000
44-614-4375 PARTS, SUPPLIES, REPAIRS	20,572	27,877	50,000	46,840	49,987	45,000	45,000	45,000
44-614-4380 ROAD MATERIALS	146,085	107,650	276,068	113,906	293,339	125,718	127,781	127,781
44-614-4381 ROAD MATERIALS - C/O	0	0	0	0	0	0	65,500	65,500
44-614-4385 SIGNS, SIGN BLANKS	1,143	854	3,000	2,748	2,748	2,500	2,500	2,500
44-614-4390 TIRES & TUBES	11,377	6,896	12,803	4,701	5,081	4,500	4,500	4,500
44-614-4395 WEED & BRUSH CHEMICALS	1,181	2,642	5,697	4,171	4,171	5,500	5,500	5,500
TOTAL SUPPLIES	285,691	194,713	438,568	229,676	412,748	269,718	337,281	337,281
OTHER SERVICES & CHARGES								
44-614-4620 COMMUNICATIONS	4,399	4,392	4,500	3,100	3,219	4,000	4,000	4,000
44-614-4660 LEGAL & BID NOTICES	82	207	500	52	52	500	500	500
44-614-4680 TRAVEL/TRAINING	2,583	4,253	3,000	1,127	1,127	3,000	3,000	3,000
44-614-4710 INSURANCE/BONDS	5,559	5,943	6,500	6,136	6,136	6,500	6,500	6,500
44-614-4740 UTILITIES	2,165	2,275	3,000	2,171	2,231	3,000	3,000	3,000
44-614-4770 RENTAL	0	0	1,380	0	0	3,000	3,000	3,000
44-614-4785 UNIFORMS	1,079	507	2,000	1,083	1,083	1,500	1,500	1,500
44-614-4950 UNCLASSIFIED	0	0	0	0	0	0	0	0
TOTAL OTHER SERVICES & CHARGES	15,867	17,577	20,880	13,669	13,848	21,500	21,500	21,500

APPROVED BUDGET
AS OF: SEPTEMBER 30TH, 2016

44 -ROAD & BRIDGE GEN NO. 4 APPROVED 9/12/2016
R & B # 4
EXPENDITURES

	2013-2014 ACTUAL	2014-2015 ACTUAL	2015-2016 CURRENT BUDGET	2015-2016 Y-T-D ACTUAL	2015-2016 PROJECTED YEAR END	2016-2017 DEPARTMENT REQUESTED	2016-2017 COMM COURT RECOMMENDED	2016-2017 APPROVED BUDGET
CAPITAL OUTLAY								
44-614-5500 CAPITAL OUTLAY	23,022	979	55,958	55,956	58,956	0	0	0
TOTAL CAPITAL OUTLAY	23,022	979	55,958	55,956	58,956	0	0	0
TOTAL R & B # 4	686,837	530,338	913,570	633,550	849,989	693,278	766,408	766,408
TOTAL EXPENDITURES	686,837	530,338	913,570	633,550	849,989	693,278	766,408	766,408
REVENUE OVER/(UNDER) EXPENDITURES	(657,803)	(517,439)	(905,548)	(624,387)	(840,700)	(690,778)	(764,908)	(764,908)
OTHER FINANCING SOURCES								
44-390-3910 TRANSFER FROM GENERAL	600,072	542,250	552,695	552,695	552,695	552,695	545,855	545,855
44-390-3940 TRANSFER FROM HIGHWAY	60,711	135,051	138,083	138,083	138,083	138,083	153,553	153,553
TOTAL OTHER FINANCING SOURCES	660,783	677,301	690,778	690,778	690,778	690,778	699,408	699,408
OTHER FINANCING USES								
44-700-7053 EQUIPMENT REPLACEMENT #4	0	150,000	0	0	0	0	0	0
TOTAL OTHER FINANCING USES	0	150,000	0	0	0	0	0	0
REVENUES & OTHER SOURCES OVER/ (UNDER) EXPENDITURES & OTHER USES	2,981	9,862	(214,770)	66,391	(149,922)	0	(65,500)	(65,500)

APPROVED BUDGET
AS OF: SEPTEMBER 30TH, 2016

45 -ROAD & BRIDGE LATERAL RD APPROVED 9/12/2016
REVENUES

	2013-2014 ACTUAL	2014-2015 ACTUAL	2015-2016 CURRENT BUDGET	2015-2016 Y-T-D ACTUAL	2015-2016 PROJECTED YEAR END	2016-2017 DEPARTMENT REQUESTED	2016-2017 COMM COURT RECOMMENDED	2016-2017 APPROVED BUDGET
INTERGOVERNMENTAL REV.								
45-333-3231 LATERAL ROAD PROGRAM	5,403	5,236	5,236	5,234	5,234	5,234	5,234	5,234
45-333-3232 LATERAL ROAD PROGRAM	5,403	5,236	5,236	5,234	5,234	5,234	5,234	5,234
45-333-3233 LATERAL ROAD PROGRAM	5,403	5,236	5,236	5,234	5,234	5,234	5,234	5,234
45-333-3234 LATERAL ROAD PROGRAM	5,403	5,236	5,236	5,234	5,234	5,234	5,234	5,234
TOTAL INTERGOVERNMENTAL REV.	21,611	20,946	20,944	20,938	20,938	20,936	20,936	20,936
TOTAL REVENUES	21,611	20,946	20,944	20,938	20,938	20,936	20,936	20,936

APPROVED BUDGET
AS OF: SEPTEMBER 30TH, 2016

45 -ROAD & BRIDGE LATERAL RD APPROVED 9/12/2016
R & B # 1
EXPENDITURES

	2013-2014 ACTUAL	2014-2015 ACTUAL	2015-2016 CURRENT BUDGET	2015-2016 Y-T-D ACTUAL	2015-2016 PROJECTED YEAR END	2016-2017 DEPARTMENT REQUESTED	2016-2017 COMM COURT RECOMMENDED	2016-2017 APPROVED BUDGET
SUPPLIES								
45-611-4380 ROAD MATERIALS	5,403	5,236	5,236	5,234	5,234	5,234	5,234	5,234
TOTAL SUPPLIES	5,403	5,236	5,236	5,234	5,234	5,234	5,234	5,234
TOTAL R & B # 1	5,403	5,236	5,236	5,234	5,234	5,234	5,234	5,234

APPROVED BUDGET
AS OF: SEPTEMBER 30TH, 2016

45 -ROAD & BRIDGE LATERAL RD APPROVED 9/12/2016
R & B # 2
EXPENDITURES

	2013-2014 ACTUAL	2014-2015 ACTUAL	2015-2016 CURRENT BUDGET	2015-2016 Y-T-D ACTUAL	2015-2016 PROJECTED YEAR END	2016-2017 DEPARTMENT REQUESTED	2016-2017 COMM COURT RECOMMENDED	2016-2017 APPROVED BUDGET
SUPPLIES								
45-612-4380 ROAD MATERIALS	5,403	5,236	5,236	5,234	5,234	5,234	5,234	5,234
TOTAL SUPPLIES	5,403	5,236	5,236	5,234	5,234	5,234	5,234	5,234
TOTAL R & B # 2	5,403	5,236	5,236	5,234	5,234	5,234	5,234	5,234

APPROVED BUDGET
AS OF: SEPTEMBER 30TH, 2016

45 -ROAD & BRIDGE LATERAL RD APPROVED 9/12/2016
R & B # 3
EXPENDITURES

	2013-2014 ACTUAL	2014-2015 ACTUAL	2015-2016 CURRENT BUDGET	2015-2016 Y-T-D ACTUAL	2015-2016 PROJECTED YEAR END	2016-2017 DEPARTMENT REQUESTED	2016-2017 COMM COURT RECOMMENDED	2016-2017 APPROVED BUDGET
SUPPLIES								
45-613-4380 ROAD MATERIALS	5,403	5,236	5,236	5,234	5,234	5,234	5,234	5,234
TOTAL SUPPLIES	5,403	5,236	5,236	5,234	5,234	5,234	5,234	5,234
TOTAL R & B # 3	5,403	5,236	5,236	5,234	5,234	5,234	5,234	5,234

APPROVED BUDGET
AS OF: SEPTEMBER 30TH, 2016

45 -ROAD & BRIDGE LATERAL RD APPROVED 9/12/2016
R & B # 4
EXPENDITURES

	2013-2014 ACTUAL	2014-2015 ACTUAL	2015-2016 CURRENT BUDGET	2015-2016 Y-T-D ACTUAL	2015-2016 PROJECTED YEAR END	2016-2017 DEPARTMENT REQUESTED	2016-2017 COMM COURT RECOMMENDED	2016-2017 APPROVED BUDGET
SUPPLIES								
45-614-4380 ROAD MATERIALS	5,403	5,236	5,236	5,234	5,234	5,234	5,234	5,234
TOTAL SUPPLIES	5,403	5,236	5,236	5,234	5,234	5,234	5,234	5,234
TOTAL R & B # 4	5,403	5,236	5,236	5,234	5,234	5,234	5,234	5,234
TOTAL EXPENDITURES	21,611	20,946	20,944	20,938	20,938	20,936	20,936	20,936
REVENUE OVER/(UNDER) EXPENDITURES	0	0	0	0	0	0	0	0
OTHER FINANCING SOURCES								
TOTAL OTHER FINANCING SOURCES	0	0	0	0	0	0	0	0
OTHER FINANCING USES								
TOTAL OTHER FINANCING USES	0	0	0	0	0	0	0	0
REVENUES & OTHER SOURCES OVER/ (UNDER) EXPENDITURES & OTHER USES	0	0	0	0	0	0	0	0

APPROVED BUDGET
AS OF: SEPTEMBER 30TH, 2016

50 -PCT#1 EQUIPMENT REPLACMNT APPROVED 9/12/2016
REVENUES

	2013-2014 ACTUAL	2014-2015 ACTUAL	2015-2016 CURRENT BUDGET	2015-2016 Y-T-D ACTUAL	2015-2016 PROJECTED YEAR END	2016-2017 DEPARTMENT REQUESTED	2016-2017 COMM COURT RECOMMENDED	2016-2017 APPROVED BUDGET
MISCELLANEOUS REVENUE								
50-360-3600 INTEREST	3	53	25	77	84	25	50	50
50-364-3640 SALE OF FIXED ASSETS	5,581	7,400	7,184	3,040	3,040	1,000	1,000	1,000
TOTAL MISCELLANEOUS REVENUE	5,584	7,453	7,209	3,117	3,124	1,025	1,050	1,050
TOTAL REVENUES	5,584	7,453	7,209	3,117	3,124	1,025	1,050	1,050

APPROVED BUDGET
AS OF: SEPTEMBER 30TH, 2016

50 -PCT#1 EQUIPMENT REPLACMNT APPROVED 9/12/2016
R & B # 1
EXPENDITURES

			2013-2014 ACTUAL	2014-2015 ACTUAL	2015-2016 CURRENT BUDGET	2015-2016 Y-T-D ACTUAL	2015-2016 PROJECTED YEAR END	2016-2017 DEPARTMENT REQUESTED	2016-2017 COMM COURT RECOMMENDED	2016-2017 APPROVED BUDGET
CAPITAL OUTLAY										
50-611-5500 CAPITAL OUTLAY			0	0	60,245	15,400	23,013	49,642	54,199	54,199
20' CATTLE GUARD	1	2,700.00							2,700	
CEMENT RUNNERS	2	400.00							800	
DUMP TRUCK 12 YARD USED	1	27,000.00							27,000	
NOT SPECIFIED	1	23,699.00							23,699	
TOTAL CAPITAL OUTLAY			0	0	60,245	15,400	23,013	49,642	54,199	54,199
TOTAL R & B # 1			0	0	60,245	15,400	23,013	49,642	54,199	54,199

APPROVED BUDGET
AS OF: SEPTEMBER 30TH, 2016

50 -PCT#1 EQUIPMENT REPLACMNT APPROVED 9/12/2016
DEBT SERVICE
EXPENDITURES

	2013-2014 ACTUAL	2014-2015 ACTUAL	2015-2016 CURRENT BUDGET	2015-2016 Y-T-D ACTUAL	2015-2016 PROJECTED YEAR END	2016-2017 DEPARTMENT REQUESTED	2016-2017 COMM COURT RECOMMENDED	2016-2017 APPROVED BUDGET
DEBT SERVICE								
50-680-6300 PRINCIPAL, OTHER INDEBTEDNESS	20,000	0	0	0	0	0	0	0
TOTAL DEBT SERVICE	20,000	0	0	0	0	0	0	0
TOTAL DEBT SERVICE	20,000	0	0	0	0	0	0	0
TOTAL EXPENDITURES	20,000	0	60,245	15,400	23,013	49,642	54,199	54,199
REVENUE OVER/(UNDER) EXPENDITURES	(14,416)	7,453	(53,036)	(12,283)	(19,889)	(48,617)	(53,149)	(53,149)
OTHER FINANCING SOURCES								
50-390-3910 TRANSFER FROM GENERAL	20,000	20,000	20,000	20,000	20,000	20,000	20,000	20,000
TOTAL OTHER FINANCING SOURCES	20,000	20,000	20,000	20,000	20,000	20,000	20,000	20,000
OTHER FINANCING USES								
TOTAL OTHER FINANCING USES	0	0	0	0	0	0	0	0
REVENUES & OTHER SOURCES OVER/ (UNDER) EXPENDITURES & OTHER USES	5,584	27,453	(33,036)	7,717	111	(28,617)	(33,149)	(33,149)

APPROVED BUDGET
AS OF: SEPTEMBER 30TH, 2016

51 -PCT#2 EQUIPMENT REPLACMNT APPROVED 9/12/2016
REVENUES

	2013-2014 ACTUAL	2014-2015 ACTUAL	2015-2016 CURRENT BUDGET	2015-2016 Y-T-D ACTUAL	2015-2016 PROJECTED YEAR END	2016-2017 DEPARTMENT REQUESTED	2016-2017 COMM COURT RECOMMENDED	2016-2017 APPROVED BUDGET
MISCELLANEOUS REVENUE								
51-360-3600 INTEREST	0	171	100	167	173	100	100	100
51-364-3640 SALE OF FIXED ASSETS	816	0	1,500	12,711	12,711	1,000	1,000	1,000
TOTAL MISCELLANEOUS REVENUE	816	171	1,600	12,878	12,884	1,100	1,100	1,100
TOTAL REVENUES	816	171	1,600	12,878	12,884	1,100	1,100	1,100

APPROVED BUDGET
AS OF: SEPTEMBER 30TH, 2016

51 -PCT#2 EQUIPMENT REPLACMNT APPROVED 9/12/2016
R & B # 2
EXPENDITURES

			2013-2014 ACTUAL	2014-2015 ACTUAL	2015-2016 CURRENT BUDGET	2015-2016 Y-T-D ACTUAL	2015-2016 PROJECTED YEAR END	2016-2017 DEPARTMENT REQUESTED	2016-2017 COMM COURT RECOMMENDED	2016-2017 APPROVED BUDGET
CAPITAL OUTLAY										
51-612-5500 CAPITAL OUTLAY			20,437	19,765	92,374	0	10,000	90,058	114,770	114,770
PICKUP - REPACE 21 YR P	1	22,000.00							22,000	
LAND ADJACENT TO BARN	1	7,000.00							7,000	
MOTORGRADER-REPLACE 30	1	0.00							0	
LIMITED TO AVAILABLE	1	75,770.00							75,770	
SHED: EQUIPMENT	1	10,000.00							10,000	
TOTAL CAPITAL OUTLAY			20,437	19,765	92,374	0	10,000	90,058	114,770	114,770
TOTAL R & B # 2			20,437	19,765	92,374	0	10,000	90,058	114,770	114,770

APPROVED BUDGET
AS OF: SEPTEMBER 30TH, 2016

51 -PCT#2 EQUIPMENT REPLACMNT APPROVED 9/12/2016
DEBT SERVICE
EXPENDITURES

	2013-2014 ACTUAL	2014-2015 ACTUAL	2015-2016 CURRENT BUDGET	2015-2016 Y-T-D ACTUAL	2015-2016 PROJECTED YEAR END	2016-2017 DEPARTMENT REQUESTED	2016-2017 COMM COURT RECOMMENDED	2016-2017 APPROVED BUDGET
DEBT SERVICE								
51-680-6300 PRINCIPAL, OTHER INDEBTEDNESS	0	0	0	0	0	0	0	0
TOTAL DEBT SERVICE	0	0	0	0	0	0	0	0
TOTAL DEBT SERVICE	0	0	0	0	0	0	0	0
TOTAL EXPENDITURES	20,437	19,765	92,374	0	10,000	90,058	114,770	114,770
REVENUE OVER/(UNDER) EXPENDITURES	(19,621)	(19,594)	(90,774)	12,878	2,884	(88,958)	(113,670)	(113,670)
OTHER FINANCING SOURCES								
51-390-3910 TRANSFER FROM GENERAL	20,000	20,000	20,000	20,000	20,000	20,000	20,000	20,000
51-390-3942 TRS FROM R & B #2	70,000	0	0	0	0	0	0	0
TOTAL OTHER FINANCING SOURCES	90,000	20,000	20,000	20,000	20,000	20,000	20,000	20,000
OTHER FINANCING USES								
TOTAL OTHER FINANCING USES	0	0	0	0	0	0	0	0
REVENUES & OTHER SOURCES OVER/ (UNDER) EXPENDITURES & OTHER USES	70,379	406	(70,774)	32,878	22,884	(68,958)	(93,670)	(93,670)

APPROVED BUDGET
AS OF: SEPTEMBER 30TH, 2016

52 -PCT#3 EQUIPMENT REPLACMNT APPROVED 9/12/2016
REVENUES

	2013-2014 ACTUAL	2014-2015 ACTUAL	2015-2016 CURRENT BUDGET	2015-2016 Y-T-D ACTUAL	2015-2016 PROJECTED YEAR END	2016-2017 DEPARTMENT REQUESTED	2016-2017 COMM COURT RECOMMENDED	2016-2017 APPROVED BUDGET
MISCELLANEOUS REVENUE								
52-360-3600 INTEREST	3	1	0	53	58	10	10	10
52-364-3640 SALE OF FIXED ASSETS	11,100	0	200	0	0	200	200	200
TOTAL MISCELLANEOUS REVENUE	11,103	1	200	53	58	210	210	210
TOTAL REVENUES	11,103	1	200	53	58	210	210	210

APPROVED BUDGET
AS OF: SEPTEMBER 30TH, 2016

52 -PCT#3 EQUIPMENT REPLACMNT APPROVED 9/12/2016
R & B # 3
EXPENDITURES

			2013-2014 ACTUAL	2014-2015 ACTUAL	2015-2016 CURRENT BUDGET	2015-2016 Y-T-D ACTUAL	2015-2016 PROJECTED YEAR END	2016-2017 DEPARTMENT REQUESTED	2016-2017 COMM COURT RECOMMENDED	2016-2017 APPROVED BUDGET
CAPITAL OUTLAY										
52-613-5500 CAPITAL OUTLAY			11,100	90,670	28,796	0	0	29,072	39,067	39,067
MIG WELDER	1	3,000.00							3,000	
TRAILER:BELLY DUMP	1	36,067.00							36,067	
TOTAL CAPITAL OUTLAY			11,100	90,670	28,796	0	0	29,072	39,067	39,067
TOTAL R & B # 3			11,100	90,670	28,796	0	0	29,072	39,067	39,067

APPROVED BUDGET
AS OF: SEPTEMBER 30TH, 2016

52 -PCT#3 EQUIPMENT REPLACMNT APPROVED 9/12/2016
DEBT SERVICE
EXPENDITURES

	2013-2014 ACTUAL	2014-2015 ACTUAL	2015-2016 CURRENT BUDGET	2015-2016 Y-T-D ACTUAL	2015-2016 PROJECTED YEAR END	2016-2017 DEPARTMENT REQUESTED	2016-2017 COMM COURT RECOMMENDED	2016-2017 APPROVED BUDGET
DEBT SERVICE								
52-680-6300 PRINCIPAL, OTHER INDEBTEDNESS	26	88	14,870	14,668	14,668	20,000	20,000	20,000
TOTAL DEBT SERVICE	26	88	14,870	14,668	14,668	20,000	20,000	20,000
TOTAL DEBT SERVICE	26	88	14,870	14,668	14,668	20,000	20,000	20,000
TOTAL EXPENDITURES	11,126	90,758	43,666	14,668	14,668	49,072	59,067	59,067
REVENUE OVER/(UNDER) EXPENDITURES	(23)	(90,757)	(43,466)	(14,614)	(14,610)	(48,862)	(58,857)	(58,857)
OTHER FINANCING SOURCES								
52-390-3910 TRANSFER FROM GENERAL	20,000	20,000	20,000	20,000	20,000	20,000	20,000	20,000
52-390-3943 TRS FROM R & B #3	0	28,796	0	10,000	10,000	0	0	0
52-393-3930 OTHER FINANCING SOURCES	0	90,670	0	0	0	0	0	0
TOTAL OTHER FINANCING SOURCES	20,000	139,466	20,000	30,000	30,000	20,000	20,000	20,000
OTHER FINANCING USES								
TOTAL OTHER FINANCING USES	0	0	0	0	0	0	0	0
REVENUES & OTHER SOURCES OVER/ (UNDER) EXPENDITURES & OTHER USES	19,977	48,709	(23,466)	15,386	15,390	(28,862)	(38,857)	(38,857)

APPROVED BUDGET
AS OF: SEPTEMBER 30TH, 2016

53 -PCT#4 EQUIPMENT REPLACMNT APPROVED 9/12/2016
REVENUES

	2013-2014 ACTUAL	2014-2015 ACTUAL	2015-2016 CURRENT BUDGET	2015-2016 Y-T-D ACTUAL	2015-2016 PROJECTED YEAR END	2016-2017 DEPARTMENT REQUESTED	2016-2017 COMM COURT RECOMMENDED	2016-2017 APPROVED BUDGET
MISCELLANEOUS REVENUE								
53-360-3600 INTEREST	186	198	100	407	438	100	100	100
53-364-3640 SALE OF FIXED ASSETS	0	4,050	1,500	0	0	1,500	1,500	1,500
TOTAL MISCELLANEOUS REVENUE	186	4,248	1,600	407	438	1,600	1,600	1,600
TOTAL REVENUES	186	4,248	1,600	407	438	1,600	1,600	1,600

APPROVED BUDGET
AS OF: SEPTEMBER 30TH, 2016

53 -PCT#4 EQUIPMENT REPLACMNT APPROVED 9/12/2016
R & B # 4
EXPENDITURES

	2013-2014 ACTUAL	2014-2015 ACTUAL	2015-2016 CURRENT BUDGET	2015-2016 Y-T-D ACTUAL	2015-2016 PROJECTED YEAR END	2016-2017 DEPARTMENT REQUESTED	2016-2017 COMM COURT RECOMMENDED	2016-2017 APPROVED BUDGET
CAPITAL OUTLAY								
53-614-5500 CAPITAL OUTLAY	20,706	43,530	227,469	2,635	167,635	245,299	80,299	80,299
MAINTAINER-FUTURE REPLA 1 80,299.00							80,299	
TOTAL CAPITAL OUTLAY	20,706	43,530	227,469	2,635	167,635	245,299	80,299	80,299
TOTAL R & B # 4	20,706	43,530	227,469	2,635	167,635	245,299	80,299	80,299
TOTAL EXPENDITURES	20,706	43,530	227,469	2,635	167,635	245,299	80,299	80,299
REVENUE OVER/(UNDER) EXPENDITURES	(20,520)	(39,282)	(225,869)	(2,228)	(167,197)	(243,699)	(78,699)	(78,699)
OTHER FINANCING SOURCES								
53-390-3910 TRANSFER FROM GENERAL	20,000	20,000	20,000	20,000	20,000	20,000	20,000	20,000
53-390-3944 TRS FROM R & B #4	0	150,000	0	0	0	0	0	0
TOTAL OTHER FINANCING SOURCES	20,000	170,000	20,000	20,000	20,000	20,000	20,000	20,000
OTHER FINANCING USES								
TOTAL OTHER FINANCING USES	0	0	0	0	0	0	0	0
REVENUES & OTHER SOURCES OVER/ (UNDER) EXPENDITURES & OTHER USES	(520)	130,718	(205,869)	17,772	(147,197)	(223,699)	(58,699)	(58,699)

APPROVED BUDGET
AS OF: SEPTEMBER 30TH, 2016

55 -CONSTRUCTION GRANTS APPROVED 9/12/2016

REVENUES

	2013-2014 ACTUAL	2014-2015 ACTUAL	2015-2016 CURRENT BUDGET	2015-2016 Y-T-D ACTUAL	2015-2016 PROJECTED YEAR END	2016-2017 DEPARTMENT REQUESTED	2016-2017 COMM COURT RECOMMENDED	2016-2017 APPROVED BUDGET
INTERGOVERNMENTAL REV.								
55-333-3245 DIASTER MITIGATION GRANT	46,265	177,158	0	0	0	0	0	0
TOTAL INTERGOVERNMENTAL REV.	46,265	177,158	0	0	0	0	0	0
TOTAL REVENUES	46,265	177,158	0	0	0	0	0	0

APPROVED BUDGET
AS OF: SEPTEMBER 30TH, 2016

55 -CONSTRUCTION GRANTS APPROVED 9/12/2016
PERMENANT IMPROVEMENT
EXPENDITURES

	2013-2014 ACTUAL	2014-2015 ACTUAL	2015-2016 CURRENT BUDGET	2015-2016 Y-T-D ACTUAL	2015-2016 PROJECTED YEAR END	2016-2017 DEPARTMENT REQUESTED	2016-2017 COMM COURT RECOMMENDED	2016-2017 APPROVED BUDGET
CAPITAL OUTLAY								
55-516-5500 CAPITAL OUTLAY	46,265	177,158	0	0	0	0	0	0
TOTAL CAPITAL OUTLAY	46,265	177,158	0	0	0	0	0	0
TOTAL PERMENANT IMPROVEMENT	46,265	177,158	0	0	0	0	0	0
TOTAL EXPENDITURES	46,265	177,158	0	0	0	0	0	0
REVENUE OVER/(UNDER) EXPENDITURES	(0)	0	0	0	0	0	0	0
OTHER FINANCING SOURCES								
TOTAL OTHER FINANCING SOURCES	0	0	0	0	0	0	0	0
OTHER FINANCING USES								
TOTAL OTHER FINANCING USES	0	0	0	0	0	0	0	0
REVENUES & OTHER SOURCES OVER/ (UNDER) EXPENDITURES & OTHER USES	(0)	0	0	0	0	0	0	0

APPROVED BUDGET
AS OF: SEPTEMBER 30TH, 2016

56 -MAURITZ CAMP FUND APPROVED 9/12/2016
REVENUES

	2013-2014 ACTUAL	2014-2015 ACTUAL	2015-2016 CURRENT BUDGET	2015-2016 Y-T-D ACTUAL	2015-2016 PROJECTED YEAR END	2016-2017 DEPARTMENT REQUESTED	2016-2017 COMM COURT RECOMMENDED	2016-2017 APPROVED BUDGET
MISCELLANEOUS REVENUE								
56-360-3600 INTEREST	22	15	0	0	0	0	0	0
56-370-3710 MISC REVENUE	0	0	0	0	0	0	0	0
TOTAL MISCELLANEOUS REVENUE	22	15	0	0	0	0	0	0
TOTAL REVENUES	22	15	0	0	0	0	0	0

APPROVED BUDGET
AS OF: SEPTEMBER 30TH, 2016

56 -MAURITZ CAMP FUND APPROVED 9/12/2016
PARKS
EXPENDITURES

	2013-2014 ACTUAL	2014-2015 ACTUAL	2015-2016 CURRENT BUDGET	2015-2016 Y-T-D ACTUAL	2015-2016 PROJECTED YEAR END	2016-2017 DEPARTMENT REQUESTED	2016-2017 COMM COURT RECOMMENDED	2016-2017 APPROVED BUDGET
OTHER SERVICES & CHARGES								
56-660-4750 REPAIRS & MAINTENANCE	0	82	0	0	0	0	0	0
TOTAL OTHER SERVICES & CHARGES	0	82	0	0	0	0	0	0
CAPITAL OUTLAY								
56-660-5500 CAPITAL OUTLAY	0	11,299	0	0	0	0	0	0
TOTAL CAPITAL OUTLAY	0	11,299	0	0	0	0	0	0
TOTAL PARKS	0	11,381	0	0	0	0	0	0
TOTAL EXPENDITURES	0	11,381	0	0	0	0	0	0
REVENUE OVER/(UNDER) EXPENDITURES	22	(11,366)	0	0	0	0	0	0
OTHER FINANCING SOURCES								
TOTAL OTHER FINANCING SOURCES	0	0	0	0	0	0	0	0
OTHER FINANCING USES								
TOTAL OTHER FINANCING USES	0	0	0	0	0	0	0	0
REVENUES & OTHER SOURCES OVER/ (UNDER) EXPENDITURES & OTHER USES	22	(11,366)	0	0	0	0	0	0

APPROVED BUDGET
AS OF: SEPTEMBER 30TH, 2016

57 -ABANDONED MOTOR VEHICLE APPROVED 9/12/2016
REVENUES

	2013-2014 ACTUAL	2014-2015 ACTUAL	2015-2016 CURRENT BUDGET	2015-2016 Y-T-D ACTUAL	2015-2016 PROJECTED YEAR END	2016-2017 DEPARTMENT REQUESTED	2016-2017 COMM COURT RECOMMENDED	2016-2017 APPROVED BUDGET
CHARGES FOR SERVICES								
57-342-3426 AMV FEES	2,610	2,455	940	4,440	5,000	2,000	2,000	2,000
TOTAL CHARGES FOR SERVICES	2,610	2,455	940	4,440	5,000	2,000	2,000	2,000
MISCELLANEOUS REVENUE								
57-360-3600 INTEREST	19	0	0	0	0	0	0	0
57-370-3710 MISC REVENUE	6,765	0	4,000	0	0	0	0	0
TOTAL MISCELLANEOUS REVENUE	6,784	0	4,000	0	0	0	0	0
TOTAL REVENUES	9,394	2,455	4,940	4,440	5,000	2,000	2,000	2,000

APPROVED BUDGET
AS OF: SEPTEMBER 30TH, 2016

57 -ABANDONED MOTOR VEHICLE APPROVED 9/12/2016
AMV - LAW ENFORCEMENT
EXPENDITURES

	2013-2014 ACTUAL	2014-2015 ACTUAL	2015-2016 CURRENT BUDGET	2015-2016 Y-T-D ACTUAL	2015-2016 PROJECTED YEAR END	2016-2017 DEPARTMENT REQUESTED	2016-2017 COMM COURT RECOMMENDED	2016-2017 APPROVED BUDGET
OTHER SERVICES & CHARGES								
57-564-4620 COMMUNICATIONS	4,872	5,074	5,186	4,623	4,871	5,108	5,108	5,108
57-564-4950 UNCLASSIFIED	15,069	6,128	3,785	1,325	2,650	0	1,719	1,719
TOTAL OTHER SERVICES & CHARGES	19,941	11,202	8,971	5,948	7,522	5,108	6,827	6,827
CAPITAL OUTLAY								
57-564-5500 AMV - CAPITAL OUTLAY	12,354	8,170	2,027	0	0	0	0	0
TOTAL CAPITAL OUTLAY	12,354	8,170	2,027	0	0	0	0	0
TOTAL AMV - LAW ENFORCEMENT	32,295	19,373	10,998	5,948	7,522	5,108	6,827	6,827
TOTAL EXPENDITURES	32,295	19,373	10,998	5,948	7,522	5,108	6,827	6,827
REVENUE OVER/(UNDER) EXPENDITURES	(22,901)	(16,918)	(6,058)	(1,508)	(2,522)	(3,108)	(4,827)	(4,827)
OTHER FINANCING SOURCES								
TOTAL OTHER FINANCING SOURCES	0	0	0	0	0	0	0	0
OTHER FINANCING USES								
57-700-7010 TRANSFER TO GENERAL	0	0	0	0	0	0	0	0
TOTAL OTHER FINANCING USES	0	0	0	0	0	0	0	0
REVENUES & OTHER SOURCES OVER/ (UNDER) EXPENDITURES & OTHER USES	(22,901)	(16,918)	(6,058)	(1,508)	(2,522)	(3,108)	(4,827)	(4,827)

APPROVED BUDGET
AS OF: SEPTEMBER 30TH, 2016

72 -COASTAL IMPCT ASSISTANCE APPROVED 9/12/2016

REVENUES

	2013-2014 ACTUAL	2014-2015 ACTUAL	2015-2016 CURRENT BUDGET	2015-2016 Y-T-D ACTUAL	2015-2016 PROJECTED YEAR END	2016-2017 DEPARTMENT REQUESTED	2016-2017 COMM COURT RECOMMENDED	2016-2017 APPROVED BUDGET
INTERGOVERNMENTAL REV.								
72-330-3107 CIAP GRANT	36,760	790,674	0	736	736	0	0	0
72-331-3170 GOMESA	2,670	1,584	500	189	189	100	100	100
72-333-3206 TX PARKS & WILDLIFE	20,443	144,857	8,700	7,160	7,160	0	0	0
TOTAL INTERGOVERNMENTAL REV.	59,873	937,115	9,200	8,085	8,085	100	100	100
MISCELLANEOUS REVENUE								
72-360-3600 INTEREST	0	0	0	0	0	0	0	0
72-367-3670 CONTRIBUTIONS & DONATIONS FROM	0	0	18,892	18,892	18,892	0	0	0
TOTAL MISCELLANEOUS REVENUE	0	0	18,892	18,892	18,892	0	0	0
TOTAL REVENUES	59,873	937,115	28,092	26,977	26,977	100	100	100

72 -COASTAL IMPCT ASSISTANCE APPROVED 9/12/2016
PARKS
EXPENDITURES

	2013-2014 ACTUAL	2014-2015 ACTUAL	2015-2016 CURRENT BUDGET	2015-2016 Y-T-D ACTUAL	2015-2016 PROJECTED YEAR END	2016-2017 DEPARTMENT REQUESTED	2016-2017 COMM COURT RECOMMENDED	2016-2017 APPROVED BUDGET
OTHER SERVICES & CHARGES								
72-660-4557 ADMINISTRATIVE COSTS	880	808	0	0	0	0	0	0
72-660-4558 ADMINISTRATIVE COST - CARANCAH	4,496	1,598	0	0	0	0	0	0
72-660-4559 ADMINISTRATIVE - MAURITZ	1,550	1,450	0	0	0	0	0	0
TOTAL OTHER SERVICES & CHARGES	6,926	3,855	0	0	0	0	0	0
CAPITAL OUTLAY								
72-660-5500 CAPITAL OUTLAY	27,499	517,679	0	0	0	0	0	0
0 0.00							0	
72-660-5501 CAPITAL OUTLAY - CO - CARANACH	0	10,099	184	184	184	0	0	0
72-660-5520 CAPITAL OUTLAY - TPWD	14,582	144,480	0	0	0	0	0	0
72-660-5521 CAPITAL OUTLAY - CO - TPWD	0	23,189	4,196	1,758	1,758	0	0	0
72-660-5530 CAPITAL OUTLAY - MAURITZ	11,525	269,876	0	0	0	0	0	0
72-660-5531 CAPITAL OUTLAY - CO - MAURITZ	0	28,720	26,941	23,358	23,358	687	4,270	4,270
TOTAL CAPITAL OUTLAY	53,606	994,043	31,321	25,299	25,300	687	4,270	4,270
TOTAL PARKS	60,532	997,898	31,321	25,299	25,300	687	4,270	4,270
TOTAL EXPENDITURES	60,532	997,898	31,321	25,299	25,300	687	4,270	4,270
REVENUE OVER/(UNDER) EXPENDITURES	(658)	(60,783)	(3,229)	1,677	1,677	(587)	(4,170)	(4,170)
OTHER FINANCING SOURCES								
72-390-3910 TRANSFER FROM GENERAL	33,876	25,023	0	0	0	0	0	0
TOTAL OTHER FINANCING SOURCES	33,876	25,023	0	0	0	0	0	0
OTHER FINANCING USES								
TOTAL OTHER FINANCING USES	0	0	0	0	0	0	0	0
REVENUES & OTHER SOURCES OVER/ (UNDER) EXPENDITURES & OTHER USES	33,218	(35,760)	(3,229)	1,677	1,677	(587)	(4,170)	(4,170)

APPROVED BUDGET
AS OF: SEPTEMBER 30TH, 2016

80 -AIRPORT APPROVED 9/12/2016
REVENUES

			2013-2014 ACTUAL	2014-2015 ACTUAL	2015-2016 CURRENT BUDGET	2015-2016 Y-T-D ACTUAL	2015-2016 PROJECTED YEAR END	2016-2017 DEPARTMENT REQUESTED	2016-2017 COMM COURT RECOMMENDED	2016-2017 APPROVED BUDGET
INTERGOVERNMENTAL REV.										
80-334-3360 TXDOT AVIATION			12,689	0	0	2,319	2,319	0	3,468	3,468
TOTAL INTERGOVERNMENTAL REV.			12,689	0	0	2,319	2,319	0	3,468	3,468
MISCELLANEOUS REVENUE										
80-355-3656 SURFACE LEASE			6,051	6,650	4,650	4,675	4,675	4,675	7,075	7,075
RICKUM LEASE	4	1,000.00							4,000	
BULLS EYE	1	675.00							675	
HAY LEASE	1	2,400.00							2,400	
80-360-3600 INTEREST			38	12	6	10	11	6	6	6
80-370-3710 MISC REVENUE			4,318	0	0	0	0	0	0	0
TOTAL MISCELLANEOUS REVENUE			10,407	6,662	4,656	4,685	4,686	4,681	7,081	7,081
TOTAL REVENUES			23,095	6,662	4,656	7,005	7,006	4,681	10,549	10,549

APPROVED BUDGET
AS OF: SEPTEMBER 30TH, 2016

80 -AIRPORT APPROVED 9/12/2016
AIRPORT
EXPENDITURES

	2013-2014 ACTUAL	2014-2015 ACTUAL	2015-2016 CURRENT BUDGET	2015-2016 Y-T-D ACTUAL	2015-2016 PROJECTED YEAR END	2016-2017 DEPARTMENT REQUESTED	2016-2017 COMM COURT RECOMMENDED	2016-2017 APPROVED BUDGET
SUPPLIES								
80-620-4310 OFFICE SUPPLIES & EXPENSES	211	211	216	216	316	200	200	200
80-620-4375 PARTS, SUPPLIES, REPAIRS	23,579	771	4,496	7,171	7,171	1,000	2,309	2,309
TOTAL SUPPLIES	23,789	981	4,712	7,387	7,487	1,200	2,509	2,509
OTHER SERVICES & CHARGES								
80-620-4500 CONTRACT SERVICES	0	0	0	0	0	0	0	0
80-620-4710 INSURANCE/BONDS	1,861	1,940	3,103	3,103	3,103	3,258	3,258	3,258
80-620-4740 UTILITIES	0	0	0	0	0	0	0	0
80-620-4950 UNCLASSIFIED	4,297	4,192	3,315	4,538	4,538	3,004	2,988	2,988
TOTAL OTHER SERVICES & CHARGES	6,158	6,132	6,418	7,641	7,641	6,262	6,246	6,246
620-4950 UNCLASSIFIED — PERMANENT NOTES: Property Taxes								
CAPITAL OUTLAY								
80-620-5500 CAPITAL OUTLAY	(3,594)	0	0	0	0	0	0	0
TOTAL CAPITAL OUTLAY	(3,594)	0	0	0	0	0	0	0
TOTAL AIRPORT	26,353	7,113	11,130	15,028	15,128	7,462	8,755	8,755
TOTAL EXPENDITURES	26,353	7,113	11,130	15,028	15,128	7,462	8,755	8,755
REVENUE OVER/(UNDER) EXPENDITURES	(3,258)	(451)	(6,474)	(8,023)	(8,122)	(2,781)	1,794	1,794
OTHER FINANCING SOURCES								
80-390-3910 TRANSFER FROM GENERAL	0	0	0	0	0	0	0	0
TOTAL OTHER FINANCING SOURCES	0	0	0	0	0	0	0	0
OTHER FINANCING USES								
80-700-7012 TRS TO PERM IMPROVEMENT	0	13,000	0	0	0	0	0	0
TOTAL OTHER FINANCING USES	0	13,000	0	0	0	0	0	0
REVENUES & OTHER SOURCES OVER/ (UNDER) EXPENDITURES & OTHER USES	(3,258)	(13,451)	(6,474)	(8,023)	(8,122)	(2,781)	1,794	1,794

APPROVED BUDGET
AS OF: SEPTEMBER 30TH, 2016

81 -JAIL COMMISSARY APPROVED 9/12/2016

REVENUES

	2013-2014 ACTUAL	2014-2015 ACTUAL	2015-2016 CURRENT BUDGET	2015-2016 Y-T-D ACTUAL	2015-2016 PROJECTED YEAR END	2016-2017 DEPARTMENT REQUESTED	2016-2017 COMM COURT RECOMMENDED	2016-2017 APPROVED BUDGET
CHARGES FOR SERVICES								
81-342-3427 RECEIPTS FROM INMATES	7,796	10,589	8,500	8,782	9,680	8,500	8,500	8,500
TOTAL CHARGES FOR SERVICES	7,796	10,589	8,500	8,782	9,680	8,500	8,500	8,500
MISCELLANEOUS REVENUE								
81-360-3600 INTEREST	2	(1)	0	1	2	0	0	0
81-370-3710 MISC REVENUE	0	0	0	0	0	0	0	0
TOTAL MISCELLANEOUS REVENUE	2	(1)	0	1	2	0	0	0
TOTAL REVENUES	7,798	10,589	8,500	8,783	9,682	8,500	8,500	8,500

APPROVED BUDGET
AS OF: SEPTEMBER 30TH, 2016

81 -JAIL COMMISSARY APPROVED 9/12/2016
COMMISSARY EXPENSE
EXPENDITURES

	2013-2014 ACTUAL	2014-2015 ACTUAL	2015-2016 CURRENT BUDGET	2015-2016 Y-T-D ACTUAL	2015-2016 PROJECTED YEAR END	2016-2017 DEPARTMENT REQUESTED	2016-2017 COMM COURT RECOMMENDED	2016-2017 APPROVED BUDGET
SUPPLIES								
81-565-4420 INMATE CLOTHING,SHEETS,LINENS	1,895	1,655	1,888	1,477	2,000	2,000	2,000	2,000
81-565-4421 INMATE, SUPPLIES	8,780	7,845	8,153	8,123	8,041	7,500	7,500	7,500
TOTAL SUPPLIES	10,675	9,500	10,041	9,600	10,041	9,500	9,500	9,500
OTHER SERVICES & CHARGES								
81-565-4950 UNCLASSIFIED	0	0	833	0	0	1,545	1,005	1,005
TOTAL OTHER SERVICES & CHARGES	0	0	833	0	0	1,545	1,005	1,005
CAPITAL OUTLAY								
81-565-5500 CAPITAL OUTLAY	0	0	0	0	0	0	0	0
TOTAL CAPITAL OUTLAY	0	0	0	0	0	0	0	0
TOTAL COMMISSARY EXPENSE	10,675	9,500	10,874	9,600	10,041	11,045	10,505	10,505
TOTAL EXPENDITURES	10,675	9,500	10,874	9,600	10,041	11,045	10,505	10,505
REVENUE OVER/(UNDER) EXPENDITURES	(2,877)	1,089	(2,374)	(817)	(359)	(2,545)	(2,005)	(2,005)
OTHER FINANCING SOURCES								
TOTAL OTHER FINANCING SOURCES	0	0	0	0	0	0	0	0
OTHER FINANCING USES								
81-700-7010 TRS TO GENERAL	0	0	0	0	0	0	0	0
TOTAL OTHER FINANCING USES	0	0	0	0	0	0	0	0
REVENUES & OTHER SOURCES OVER/ (UNDER) EXPENDITURES & OTHER USES	(2,877)	1,089	(2,374)	(817)	(359)	(2,545)	(2,005)	(2,005)

APPROVED BUDGET
AS OF: SEPTEMBER 30TH, 2016

92 -CNTYWIDE DRAINAGE DIST APPROVED 9/12/2016

REVENUES

	2013-2014 ACTUAL	2014-2015 ACTUAL	2015-2016 CURRENT BUDGET	2015-2016 Y-T-D ACTUAL	2015-2016 PROJECTED YEAR END	2016-2017 DEPARTMENT REQUESTED	2016-2017 COMM COURT RECOMMENDED	2016-2017 APPROVED BUDGET
TAXES								
92-310-3010 CURRENT TAXES	1,095,503	1,204,000	1,220,227	1,208,776	1,220,227	1,220,227	1,234,163	1,234,163
92-310-3030 VEHICLE INVENTORY TAXES	892	925	100	690	690	100	100	100
92-310-3040 PENALTY & INT ON DELINQ TAXES	0	0	0	0	0	0	0	0
TOTAL TAXES	1,096,395	1,204,924	1,220,327	1,209,466	1,220,917	1,220,327	1,234,263	1,234,263
TOTAL REVENUES	1,096,395	1,204,924	1,220,327	1,209,466	1,220,917	1,220,327	1,234,263	1,234,263

APPROVED BUDGET
AS OF: SEPTEMBER 30TH, 2016

92 -CNTYWIDE DRAINAGE DIST APPROVED 9/12/2016
CO-WIDE DRG DIST
EXPENDITURES

	2013-2014 ACTUAL	2014-2015 ACTUAL	2015-2016 CURRENT BUDGET	2015-2016 Y-T-D ACTUAL	2015-2016 PROJECTED YEAR END	2016-2017 DEPARTMENT REQUESTED	2016-2017 COMM COURT RECOMMENDED	2016-2017 APPROVED BUDGET
OTHER SERVICES & CHARGES								
92-690-4860 TAXES DUE, CO WIDE DRG DISTRIC	1,096,395	1,204,924	1,220,327	1,200,956	1,220,917	1,220,327	1,234,263	1,234,263
TOTAL OTHER SERVICES & CHARGES	1,096,395	1,204,924	1,220,327	1,200,956	1,220,917	1,220,327	1,234,263	1,234,263
TOTAL CO-WIDE DRG DIST	1,096,395	1,204,924	1,220,327	1,200,956	1,220,917	1,220,327	1,234,263	1,234,263
TOTAL EXPENDITURES	1,096,395	1,204,924	1,220,327	1,200,956	1,220,917	1,220,327	1,234,263	1,234,263
REVENUE OVER/(UNDER) EXPENDITURES	0	0	0	8,510	0	0	0	0
OTHER FINANCING SOURCES								
TOTAL OTHER FINANCING SOURCES	0	0	0	0	0	0	0	0
OTHER FINANCING USES								
TOTAL OTHER FINANCING USES	0	0	0	0	0	0	0	0
REVENUES & OTHER SOURCES OVER/ (UNDER) EXPENDITURES & OTHER USES	0	0	0	8,510	0	0	0	0

COUNTY OF JACKSON, TEXAS
2017 BUDGET

CAPITAL OUTLAY

CAPITAL EXPENDITURES BUDGET - 2017 FISCAL YEAR

COUNTY OF JACKSON, TEXAS

ADOPTED SEPTEMBER 12, 2016

COUNTY OF JACKSON, TEXAS

F U	N D	DEPT	ITEM	DESCRIPTION/JUSTIFICATION	REQUESTED	APPROVED	PRIORITY
10	403	County Clerk	E- Poll Books	(8) E-Pollbooks for each polling place - 2nd of 2 payments	$5,944	$5,944	HIgh
10	403	County Clerk	Computer	Replace computers (2):*Move one to Technology Fund (23)*	$3,000	$1,200	Medium
		County Clerk Total			$8,944	$7,144	
10	406						
		Emergency Management Total			$0	$0	
10	409	Non Departmental	Server	Crthse: Back up Domain Server		$2,400	HIgh
		Non Departmental Total			$0	$2,400	
10	437	District Attorney	Computer	Replace Computer	$1,500	$1,200	HIgh
		District Clerk Total			$1,500	$1,200	
10	455	Justice of the Peace 1	Computer	Replace Computer; *Move from Tech - funds not adequate*		$1,200	
10	455	Justice of the Peace 1	Chairs	Replace chairs (20) in Courtroom	$2,000	$0	
		Justice of the Peace 1 Total			$2,000	$1,200	
10	456	Justice of the Peace 2	Building	Building: Remodel See attached - Move to Perm Improv	$25,000	$0	High
10	456	Justice of the Peace 2	Telephone System	Replace telephone system - have 2 quotes	$4,500	$4,500	
10	456	Justice of the Peace 2	Shelving	Shelving: Lateral for better access to records - *Move to County Records Mgt*	$4,500	$0	High
		Justice of the Peace 2 Total			$34,000	$4,500	
10	495	Auditor	Computer	Replace computer according to schedule (5 yrs)	$1,100	$1,200	High
10	495	Auditor	Server	Replace Log-in Server Aud/Treas (5 yrs)	$2,500	$2,500	Medium
10	495	Auditor	Software	Fixed Asset Scanning Software	$4,563	$4,563	From 16
		Auditor Total			$3,600	$1,200	
10	497	Treasurer	Computer	Replace computer according to schedule (5 yrs)	$1,300	$1,200	Medium
		Treasurer Total			$1,300	$1,200	
10	499	Tax Assessor/Collector	Computers	Replace computers (3 @ 1,200)	$4,200	$3,600	HIgh
10	499	Tax Assessor/Collector	Printers	Replace printers (3 @ $570)	$3,000	$1,710	High
		Tax Assessor/Collector Total			$7,200	$5,310	
10	510	Public Facilities	Carpet	Carpet in Juvenile Probation	$2,710	$0	Medium
10	510	Public Facilities	Carpet	Workforce	$1,920	$0	High
10	510	Public Facilities	Chairs	Chairs: District Courtroom Replace obsolete chairs (6)	$2,502	$0	High
		Public Facilities Total			$7,132	$0	
10	560	Sheriff	Vehicle	(2) Tahoes replace old units: *Move one to Telephone Comm (15)*	$80,000	$40,000	High
10	560	Sheriff	Mobile Data Terminal	(7) Mobile Data Terminals @ $2,500 (9 ys old)	$17,500	$0	Remove
10	560	Sheriff	Software	Software: Mobile Data Information System - Southern	$25,042	$0	Remove
10	560	Sheriff	Computer	Computer: Replace Investigator Computer	$1,100	$1,200	
10	560	Sheriff	Console	Console: MC7500 (2) - County cost share (GRANT)	$72,400	$54,750	
		Sheriff Total			$196,042	$95,950	

CAPITAL EXPENDITURES BUDGET - 2017 FISCAL YEAR

COUNTY OF JACKSON, TEXAS

ADOPTED SEPTEMBER 12, 2016

COUNTY OF JACKSON, TEXAS

F U	N D	DEPT	ITEM	DESCRIPTION/JUSTIFICATION	REQUESTED	APPROVED	PRIORITY
10	561	Jail	Taser	Replace Taser (Move to Security per Court)	$1,000	$0	High
10	561	Jail	Washer	Replace		$700	
10	561	Jail	Dryer	Replace		$500	
		Jail Total			$1,000	$1,200	
10	570	Juvenile Probation	Doors	Repair Exterior & Internal Doors w/ holes from breakin (3 yrs)	$800	$0	FY16
10	570	Juvenile Probation	Window	Front Office Window: Replace w/ 1/4 tempered glass - *Move to Security (32)*	$300	$0	FY16
10	570	Juvenile Probation	Counter	Front Office Counter: Make handicap accessible - *In House*	$200	$0	High
10	570	Juvenile Probation	Vehicle	Training, home visits, department business	$10,000	$0	
10	570	Juvenile Probation	Radio	Radio for communication with SO	$500	$500	
10	570	Juvenile Probation	Fax	Fax: *Replaced on warranty*	$300	$0	FY16
10	570	Juvenile Probation	Chairs	Chairs: Lobby 10 @ $40	$400	$0	
		Juvenile Probation Total			$12,500	$500	
10	578	Adult Probation	Chairs	Replace 2 old Desk Chairs @ $400 ea	$1,000	$800	High
10	578	Adult Probation	Office	Lobby: Install partial wall & door - *Maint estimating $*	$1,500	$0	HIgh
		Adult Probation Total			$2,500	$800	
10	595	Sanitation	Container	Container: 1 - 30 yard @ $5,300 ea	$10,600	$5,300	High
10	595	Sanitation	Mower	Lawn Mower replacement		$8,000	
		Sanitation Total			$10,600	$13,300	
10	650	Library	Computer	(4) Replace computer, monitor and tech time according to sch	$3,800	$3,800	High
		Library Total			$3,800	$3,800	
10	665	Extension	Computer	Computer: (Cost share)	$600	$600	
		Extension Total			$600	$600	
		GRAND TOTAL		**TOTAL FUND 10**	$297,281	$147,367	

CAPITAL EXPENDITURES BUDGET - 2017 FISCAL YEAR

COUNTY OF JACKSON, TEXAS

ADOPTED SEPTEMBER 12, 2016

COUNTY OF JACKSON, TEXAS

F U	N D	DEPT	ITEM	DESCRIPTION/JUSTIFICATION	REQUESTED	APPROVED	PRIORITY
12	516	Permanent Improvement	Land	Courthouse: Purchase Land for Additional Parking	$40,000	$40,000	
12	516	Permanent Improvement	Handicap Ramp	Courthouse: Upstairs	$50,000	$50,000	
12	516	Permanent Improvement	Generator	Courthouse: 85 kw Generator - from FY16	$56,000	$80,000	High
12	516	Permanent Improvement	Sprinkler System	Museum - from FY13	$8,600	$0	
12	516	Permanent Improvement	Sidewalks	Museum - from FY13	$9,000	$9,000	
12	516	Permanent Improvement	Condensor	Courthouse: District Courtroom Replace 1997 Condensor	$17,700	$17,700	HIgh
12	516	Permanent Improvement	Package Unit	Serv Bld: Extension Replace 2001 Unit	$7,900	$7,900	
12	516	Permanent Improvement	Restrooms	JP2: Remodel Restrooms *(Moved from JP2)*		$0	
		Permanent Improvement Total			$189,200	$204,600	
15	563	Commissary Telephone	Vehicle	Tahoe: *Moved from General*		$40,000	
		Commissary Telephone Total			$43,200	$40,000	
23	403	Technology Fund	Computer	Computer: *Moved from GeneralCounty Clerk*		$1,200	High
		Technology Fund-Co Clk Total			$0	$1,200	
29	408	Records Management - County Clk	Scanning	Back Scanning - Phase 2	$49,000	$49,000	
		Rec Mgt - County Clerk Total			$49,000	$49,000	
30	408	Records Management - County	Shelving	Shelving, lateral for record accessiblity *(moved from JP2)*		$4,500	
		Rec Mgt - County Total			$0	$4,500	
32	697	Security	Taser	Taser for Courtroom 2 @ $1000 (Moved 1 from Jail)	$1,000	$2,000	High
		Security Total			$1,000	$2,000	
40	610	General Road & Bridge	Duropatcher	Duropatcher 250 Gal Spray Patcher		$0	
40	610	General Road & Bridge	Durotank	5000 Gal Storage Tank w/ Agitator, Manway & Legs		$60,000	
40	610	General Road & Bridge	Pad/Electric	Cement Pad for Tank, Electrical & Crane to set tank		$15,000	
		General Road & Bridge Total			$0	$75,000	
50	611	Precinct #1 Equip Replacement	Truck	Dump Truck 12 yard - Used	$27,000	$27,000	High
50	611	Precinct #1 Equip Replacement	Cattle Guard	Cattle Guard - 20 ft	$2,700	$2,700	High
50	611	Precinct #1 Equip Replacement	Cement Runners	Cement Runners (2)	$800	$800	High
50	611	Precinct #1 Equip Replacement	Unspecified	Unspecified	$19,142	$23,699	Low
		Precinct #1 Equip Replacement			$49,642	$54,199	
51	612	Precinct #2 Equip Replacement	Land	Land adjacent to Barn	$7,000	$7,000	High
51	612	Precinct #2 Equip Replacement	Motor Grader	Replace 30+ yr old (limited to available Fund Balance)	$234,785	$75,770	High
51	612	Precinct #2 Equip Replacement	Shed	Equipment Shed	$10,000	$10,000	Medium
51	612	Precinct #2 Equip Replacement	Truck	Replace 22 yr old truck - *From FY16*		$22,000	High
		Precinct #2 Equip Replacement Total			$251,785	$114,770	

CAPITAL EXPENDITURES BUDGET - 2017 FISCAL YEAR

COUNTY OF JACKSON, TEXAS

ADOPTED SEPTEMBER 12, 2016

COUNTY OF JACKSON, TEXAS

F U	N D	DEPT	ITEM	DESCRIPTION/JUSTIFICATION	REQUESTED	APPROVED	PRIORITY
52	613	Precinct #3 Equip Replacement	Trailer	Belly Dump	$20,000	$36,067	High
52	613	Precinct #3 Equip Replacement	Welder	Mig Welder	$9,072	$3,000	Low
		Precinct #3 Equip Replacement Total			$29,072	$39,067	
53	614	Precint #4 Equip Replacement	Maintainer	Replace parts unavailable (limited to available Fund Balance)	$234,785	$80,299	High
		Precint #4 Equip Replacement			$234,785	$80,299	
72	660	Coastal Impact Assistance	Improvements	Camp Mauritz - Water Improvments		$4,270	
72	660	Coastal Impact Assistance	Unspecified		$687		
		CIAP Total			$0	$4,270	
				GRANT TOTAL - ALL FUNDS	**$1,102,452**	**$816,272**	

FU	ND	DEPT	ITEM	DESCRIPTION/JUSTIFICATION	REQUESTED		
		Vehicle Inventory Tax	Miscellaneous		$1,200	$1,200	
				TOTAL - VIT :	**$1,200**	**$1,200**	