

**MINUTES OF COUNTY FINANCES**

**TREASURER'S REPORT**


IN THE MATTER OF COUNTY  
FINANCES IN THE HANDS OF  
MARY HORTON, TREASURER  
OF JACKSON COUNTY, TEXAS

COMMISSIONERS' COURT JACKSON  
COUNTY, TEXAS IN REGULAR  
SESSION JUNE TERM 2016


IN ACCORDANCE with Section 114.026, Local Government Code, we, the undersigned, constituting the entire Commissioners' Court of said County, certify that on the 27th day of June 2016, at the Regular term of Court, we compared and examined the monthly report of Mary Horton, Treasurer of Jackson County, Texas, for May 2016, and finding the same correct, entered an order in the Minutes approving said report, which states total cash and other assets on hand as: \$9,562,196.39.




Dennis Simons, County Judge

  
Wayne Hunt, Commissioner Pct. 1  
Wayne Bubela, Commissioner Pct. 2  
Johnny E. Belicek, Commissioner Pct. 3  
Dennis Karl, Commissioner Pct. 4

SWORN TO AND SUBSCRIBED BEFORE ME, by Dennis Simons, County Judge, and County Commissioners of said Jackson County, each respectively, on this the 27th day of June A.D., 2016.

  
Attest: Barbara Earl, County Clerk

FILED FOR RECORD THIS the 27th day of June A.D., 2016, and recorded on the 27th day of June A.D., 2016.

  
Barbara Earl, County Clerk and  
Ex-Officio Clerk of the Commissioners'  
Court in and for Jackson County, Texas.

By: \_\_\_\_\_  
Deputy

		BEGINNING BALANCE	TOTAL DEBITS	TOTAL CREDITS	ENDING BALANCE	AVERAGE DAILY BALANCE
GENERAL						
10 -000-1020	CHANGE FUND/PETT	1,211.00	0.00	0.00	1,211.00	1,211.00
10 -000-1030	CASH IN BANK	8,773.99	564,915.46	564,794.00CR	8,895.45	35,168.01CR
10 -000-1034	CASH IN BANK -	9,284.87	6,460.27	8,734.87CR	7,010.27	4,047.12
10 -000-1040	CASH IN TEX POOL	246,899.42	71.25	0.00	246,970.67	246,901.72
10 -000-1042	CASH IN TEXAS CL	507,046.67	254.80	0.00	507,301.47	507,054.89
10 -000-1045	CASH IN T BILLS	0.00	0.00	0.00	0.00	0.00
10 -000-1046	CASH IN C.D.'S	17,804.27	0.00	0.00	17,804.27	17,804.27
10 -000-1051	CASH IN ESCROW-L	2,559.02	0.00	5.00CR	2,554.02	2,556.60
10 -000-1060	CASH IN MONEY MA	5,233,655.21	1,769.44	340,000.00CR	4,895,424.65	5,222,744.55
	FUND 10 TOTAL	6,027,234.45	573,471.22	913,533.87CR	5,687,171.80	5,967,152.14
PERMANENT IMPROVEMENT						
12 -000-1030	CASH IN BANK	959,868.76	162.22	0.00	960,030.98	959,873.99
12 -000-1040	CASH IN TEX POOL	0.00	0.00	0.00	0.00	0.00
	FUND 12 TOTAL	959,868.76	162.22	0.00	960,030.98	959,873.99
COMMISSARY TELEPHONE						
15 -000-1030	CASH IN BANK	64,260.53	4,333.79	299.84CR	68,294.48	66,241.46
15 -000-1040	CASH IN TEXPOOL	0.00	0.00	0.00	0.00	0.00
	FUND 15 TOTAL	64,260.53	4,333.79	299.84CR	68,294.48	66,241.46
DISTRICT ATTORNEY-HOT CHK						
17 -000-1030	CASH IN BANK	8,947.65	0.00	1,210.00CR	7,737.65	8,049.91
17 -000-1040	CASH IN TEX POOL	0.00	0.00	0.00	0.00	0.00
	FUND 17 TOTAL	8,947.65	0.00	1,210.00CR	7,737.65	8,049.91
ELECTIONS ADMINISTRATION						
18 -000-1030	CASH IN BANK	1,412.90	0.00	0.00	1,412.90	1,412.90
	FUND 18 TOTAL	1,412.90	0.00	0.00	1,412.90	1,412.90
FORFEITURE-DIST ATTORNEY						
19 -000-1030	CASH IN BANK	258,579.64	143.61	1,623.33CR	257,099.92	258,046.72
19 -000-1040	CASH IN TEXPOOL	0.00	0.00	0.00	0.00	0.00
	FUND 19 TOTAL	258,579.64	143.61	1,623.33CR	257,099.92	258,046.72

		BEGINNING	TOTAL	TOTAL	ENDING	AVERAGE
		BALANCE	DEBITS	CREDITS	BALANCE	DAILY
						BALANCE
FORFEITURE-SHERIFF						
21 -000-1030	CASH IN BANK	33,722.41	5.68	326.92CR	33,401.17	33,621.87
21 -000-1040	CASH IN TEXPOOL	0.00	0.00	0.00	0.00	0.00
FUND 21	TOTAL	33,722.41	5.68	326.92CR	33,401.17	33,621.87
TECHNOLOGY FUND						
23 -000-1030	CASH IN BANK	819.59	705.43	0.00	1,525.02	1,068.61
23 -000-1040	CASH IN TEXPOOL	0.00	0.00	0.00	0.00	0.00
FUND 23	TOTAL	819.59	705.43	0.00	1,525.02	1,068.61
JUV PROB DISCRETIONARY						
24 -000-1030	CASH IN BANK	123.13CR	120.00	25.00CR	28.13CR	73.78CR
FUND 24	TOTAL	123.13CR	120.00	25.00CR	28.13CR	73.78CR
JUVENILE PROBATION GRANTS						
25 -000-1030	CASH IN BANK	29,169.87	10,679.59	12,337.74CR	27,511.72	27,031.15
25 -000-1040	CASH IN TEXPOOL	0.00	0.00	0.00	0.00	0.00
FUND 25	TOTAL	29,169.87	10,679.59	12,337.74CR	27,511.72	27,031.15
LAW LIBRARY						
26 -000-1030	CASH IN BANK	1,351.71	525.00	0.00	1,876.71	1,573.00
FUND 26	TOTAL	1,351.71	525.00	0.00	1,876.71	1,573.00
LEOSE-LAW ENF OFFICERS ED						
27 -000-1030	CASH IN BANK	5,424.93	0.00	188.01CR	5,236.92	5,370.35
FUND 27	TOTAL	5,424.93	0.00	188.01CR	5,236.92	5,370.35
LIBRARY-MEMORIAL FUND						
28 -000-1030	CASH IN BANK	59,271.45	1,950.08	911.74CR	60,309.79	59,618.85
28 -000-1040	CASH IN TEXPOOL	0.00	0.00	0.00	0.00	0.00
FUND 28	TOTAL	59,271.45	1,950.08	911.74CR	60,309.79	59,618.85

		BEGINNING	TOTAL	TOTAL	ENDING	AVERAGE
		BALANCE	DEBITS	CREDITS	BALANCE	DAILY
						BALANCE
RECORDS MGT- COUNTY CLERK						
29 -000-1030	CASH IN BANK	114,468.36	5,950.00	2,531.30CR	117,887.06	115,632.56
29 -000-1040	CASH IN TEXPOOL	0.00	0.00	0.00	0.00	0.00
FUND 29	TOTAL	114,468.36	5,950.00	2,531.30CR	117,887.06	115,632.56
RECORDS MGT - COUNTY						
30 -000-1030	CASH IN BANK	5,993.98	732.54	0.00	6,726.52	6,151.17
30 -000-1040	CASH IN TEXPOOL	0.00	0.00	0.00	0.00	0.00
FUND 30	TOTAL	5,993.98	732.54	0.00	6,726.52	6,151.17
RECORDS MGT - DIST CLERK						
31 -000-1030	CASH IN BANK	4,866.26	357.50	0.00	5,223.76	4,997.47
31 -000-1040	CASH IN TEXPOOL	0.00	0.00	0.00	0.00	0.00
FUND 31	TOTAL	4,866.26	357.50	0.00	5,223.76	4,997.47
SECURITY FUND						
32 -000-1030	CASH IN BANK	57,979.64	1,094.40	1,286.96CR	57,787.08	57,858.89
32 -000-1040	CASH IN TEXPOOL	0.00	0.00	0.00	0.00	0.00
FUND 32	TOTAL	57,979.64	1,094.40	1,286.96CR	57,787.08	57,858.89
CHILD ABUSE PREVENTION						
34 -000-1030	CASH IN BANK	109.50	97.00	0.00	206.50	127.34
FUND 34	TOTAL	109.50	97.00	0.00	206.50	127.34
CHILD WELFARE						
35 -000-1030	CASH IN BANK	9,104.86	1.53	100.00CR	9,006.39	9,056.52
35 -000-1040	CASH IN TEXPOOL	0.00	0.00	0.00	0.00	0.00
FUND 35	TOTAL	9,104.86	1.53	100.00CR	9,006.39	9,056.52
HISTORICAL COMMISSION						
36 -000-1030	CASH IN BANK	33,362.75	555.70	375.00CR	33,543.45	33,733.10
36 -000-1040	CASH IN TEX POOL	0.00	0.00	0.00	0.00	0.00
FUND 36	TOTAL	33,362.75	555.70	375.00CR	33,543.45	33,733.10

		BEGINNING BALANCE	TOTAL DEBITS	TOTAL CREDITS	ENDING BALANCE	AVERAGE DAILY BALANCE
MEDIATION FUND						
37 -000-1030	CASH IN BANK	1,450.00	0.00	0.00	1,450.00	1,450.00
	FUND 37 TOTAL	1,450.00	0.00	0.00	1,450.00	1,450.00
BRIDGE REPLACEMENT						
39 -000-1030	CASH IN BANK	57,975.00	0.00	0.00	57,975.00	57,975.00
	FUND 39 TOTAL	57,975.00	0.00	0.00	57,975.00	57,975.00
HIGHWAY						
40 -000-1030	CASH IN BANK	68,211.00	60,295.97	19,995.13CR	108,511.84	90,273.38
	FUND 40 TOTAL	68,211.00	60,295.97	19,995.13CR	108,511.84	90,273.38
ROAD & BRIDGE GEN NO. 1						
41 -000-1030	CASH IN BANK	261,397.82	252.39	34,182.90CR	227,467.31	249,648.63
41 -000-1040	CASH IN TEX POOL	15,050.32	4.34	0.00	15,054.66	15,050.46
	FUND 41 TOTAL	276,448.14	256.73	34,182.90CR	242,521.97	264,699.09
ROAD & BRIDGE GEN NO. 2						
42 -000-1030	CASH IN BANK	286,506.17	246.69	30,285.60CR	256,467.26	276,264.38
42 -000-1040	CASH IN TEXPOOL	15,288.18	4.34	0.00	15,292.52	15,288.32
	FUND 42 TOTAL	301,794.35	251.03	30,285.60CR	271,759.78	291,552.70
ROAD & BRIDGE GEN NO. 3						
43 -000-1030	CASH IN BANK	187,981.87	230.09	26,059.74CR	162,152.22	178,059.83
43 -000-1040	CASH IN TEX POOL	24,030.35	6.92	0.00	24,037.27	24,030.57
	FUND 43 TOTAL	212,012.22	237.01	26,059.74CR	186,189.49	202,090.40
ROAD & BRIDGE GEN NO. 4						
44 -000-1030	CASH IN BANK	596,617.51	346.31	52,913.55CR	544,050.27	572,219.34
44 -000-1040	CASH IN TEX POOL	14,598.05	4.28	0.00	14,602.33	14,598.19
	FUND 44 TOTAL	611,215.56	350.59	52,913.55CR	558,652.60	586,817.53

		BEGINNING BALANCE	TOTAL DEBITS	TOTAL CREDITS	ENDING BALANCE	AVERAGE DAILY BALANCE
ROAD & BRIDGE LATERAL RD						
45 -000-1030	CASH IN BANK	15,703.14	0.00	5,234.38CR	10,468.76	11,819.57
	FUND 45 TOTAL	15,703.14	0.00	5,234.38CR	10,468.76	11,819.57
PCT#1 EQUIPMENT REPLACMNT						
50 -000-1030	CASH IN BANK	40,727.72	6.88	0.00	40,734.60	40,727.94
50 -000-1040	CASH IN TEX POOL	0.00	0.00	0.00	0.00	0.00
	FUND 50 TOTAL	40,727.72	6.88	0.00	40,734.60	40,727.94
PCT#2 EQUIPMENT REPLACMNT						
51 -000-1030	CASH IN BANK	90,887.02	15.36	0.00	90,902.38	90,887.52
51 -000-1040	CASH IN TEX POOL	0.00	0.00	0.00	0.00	0.00
	FUND 51 TOTAL	90,887.02	15.36	0.00	90,902.38	90,887.52
PCT#3 EQUIPMENT REPLACMNT						
52 -000-1030	CASH IN BANK	28,833.92	4.87	0.00	28,838.79	28,834.08
52 -000-1040	CASH IN TEX POOL	0.00	0.00	0.00	0.00	0.00
	FUND 52 TOTAL	28,833.92	4.87	0.00	28,838.79	28,834.08
PCT#4 EQUIPMENT REPLACMNT						
53 -000-1030	CASH IN BANK	223,516.45	37.78	0.00	223,554.23	223,517.67
53 -000-1040	CASH IN TEX POOL	0.00	0.00	0.00	0.00	0.00
	FUND 53 TOTAL	223,516.45	37.78	0.00	223,554.23	223,517.67
CONSTRUCTION GRANTS						
55 -000-1030	CASH IN BANK	0.00	0.00	0.00	0.00	0.00
55 -000-1050	CASH-COMMUNITY A	0.00	0.00	0.00	0.00	0.00
	FUND 55 TOTAL	0.00	0.00	0.00	0.00	0.00
MAURITZ CAMP FUND						
56 -000-1030	CASH IN BANK	13.79	0.00	0.00	13.79	13.79
56 -000-1040	CASH IN TEXPOOL	0.00	0.00	0.00	0.00	0.00
	FUND 56 TOTAL	13.79	0.00	0.00	13.79	13.79

		BEGINNING BALANCE	TOTAL DEBITS	TOTAL CREDITS	ENDING BALANCE	AVERAGE DAILY BALANCE
ABANDONED MOTOR VEHICLE						
57 -000-1030	CASH IN BANK	5,528.00	0.00	406.06CR	5,121.94	5,226.73
57 -000-1040	CASH IN TEXPOOL	0.00	0.00	0.00	0.00	0.00
57 -000-1055	CASH IN BANK - A	1,040.05	0.00	0.00	1,040.05	1,040.05
	FUND 57 TOTAL	6,568.05	0.00	406.06CR	6,161.99	6,266.78
COASTAL IMPCT ASSISTANCE						
72 -000-1030	CASH IN BANK	20,925.82	0.00	9,776.00CR	11,149.82	18,087.63
	FUND 72 TOTAL	20,925.82	0.00	9,776.00CR	11,149.82	18,087.63
AIRPORT						
80 -000-1030	CASH IN BANK	5,858.04	1.00	0.00	5,859.04	5,858.07
80 -000-1032	CLEARING	0.00	0.00	0.00	0.00	0.00
80 -000-1040	CASH IN TEXPOOL	0.00	0.00	0.00	0.00	0.00
	FUND 80 TOTAL	5,858.04	1.00	0.00	5,859.04	5,858.07
JAIL COMMISSARY						
81 -000-1030	CASH IN BANK	820.00CR	1,708.27	115.64CR	772.63	26.99CR
81 -000-1040	CASH IN TEXPOOL	0.00	0.00	0.00	0.00	0.00
	FUND 81 TOTAL	820.00CR	1,708.27	115.64CR	772.63	26.99CR
STATE FEES						
88 -000-1030	CASH IN BANK	61,912.27	33,745.37	6,942.54CR	88,715.10	76,173.91
	FUND 88 TOTAL	61,912.27	33,745.37	6,942.54CR	88,715.10	76,173.91
TRUST INVESTMENT						
89 -000-1020	CASH- WILBREEZE	0.00	0.00	0.00	0.00	0.00
89 -000-1030	CASH IN BANK	0.00	0.00	0.00	0.00	0.00
89 -000-1040	CASH IN TEXPOOL	72,916.31	21.16	0.00	72,937.47	72,916.99
89 -000-1060	CASH IN BANK - M	31,535.21	10.68	0.00	31,545.89	31,535.55
	FUND 89 TOTAL	104,451.52	31.84	0.00	104,483.36	104,452.54
DISTRICT CLERK RESRV ACCT						
90 -000-1030	CASH IN BANK	181,693.53	6.00	180.00CR	181,519.53	181,691.40

		BEGINNING BALANCE	TOTAL DEBITS	TOTAL CREDITS	ENDING BALANCE	AVERAGE DAILY BALANCE
90 -000-1040	CASH IN TEXPOOL	0.00	0.00	0.00	0.00	0.00
	FUND 90 TOTAL	181,693.53	6.00	180.00CR	181,519.53	181,691.40
CNTYWIDE DRAINAGE DIST						
92 -000-1030	CASH IN BANK	0.00	6,571.64	6,571.64CR	0.00	4,239.77
92 -000-1040	CASH IN TEXPOOL	0.00	0.00	0.00	0.00	0.00
	FUND 92 TOTAL	0.00	6,571.64	6,571.64CR	0.00	4,239.77
	REPORT TOTALS	9,985,203.65	704,405.63	1,127,412.89CR	9,562,196.39	9,903,946.00

=====



# Pledge Security Listing

May 31, 2016

ID	CUSIP	Description	Safekeeping Location	Safekeeping Receipt	Coupon	Maturity Date	Call Date	Moody	S&P	Fitch	FASB115	Face Amount	Current Par	Current Book Value	Market Value	Gain/(Loss)
<b>JACKSON COUNTY</b>																
863	31335HQ30	FHLMC C90474	FHLB	xxx	7.00	08/01/2021		AAA	AA+	AAA	HTM	1,000,000	6,789.65	6,789.74	7,468.92	679.18
1115	31400EFU9	FNMA 685179	FHLB	xxx	5.00	03/01/2018		AAA	AA+	AAA	HTM	9,500,000	161,557.86	161,557.86	165,851.75	4,293.90
2047	3128MBMA1	FHLMC G12885	FHLB	x	5.00	06/01/2021		AAA	AA+	AAA	HTM	8,737,000	526,918.51	526,912.20	556,713.82	29,801.62
2412	3128MBTJ6	FHLMC G13053	FHLB	x	4.50	04/01/2023		AAA	AA+	AAA	HTM	13,200,000	677,922.96	679,237.89	724,529.52	45,291.63
2493	31417ADJ5	FNMA AB3704	FHLB	x	3.00	10/01/2021		AAA	AA+	AAA	HTM	8,535,819	2,134,179.16	2,150,016.34	2,201,484.81	51,468.47
2516	3138AXXQ9	FNMA AJ6086	FHLB	x	3.00	12/01/2026		AAA	AA+	AAA	HTM	4,400,000	1,821,794.74	1,839,093.49	1,906,622.06	67,528.57
3546	31410LKN1	FNMA 890501	FHLB		2.00	11/01/2027		AAA	AA+	AAA	HTM	11,250,000	7,430,325.75	7,530,496.69	7,497,477.32	(33,019.37)
3615	31307BFM7	FHLMC J22872	FHLB		2.00	03/01/2028		AAA	AA+	AAA	HTM	9,000,000	6,171,187.86	6,203,712.07	6,213,383.36	9,671.29
<b>Total for JACKSON COUNTY</b>												<b>65,622,819</b>	<b>18,930,676.49</b>	<b>19,097,816.28</b>	<b>19,273,531.56</b>	<b>175,715.29</b>

Although the information in this report has been obtained from sources believed to be reliable, its accuracy cannot be guaranteed.

<u>INVESTMENTS</u>	<u>NAME</u>	<u>ACCT #</u>	<u>04/30/2016</u>	<u>INTEREST</u>	<u>DEPOSIT</u>	<u>WITHDRAW</u>	<u>05/31/2016</u>
			<u>BALANCE</u>				<u>BALANCE</u>
Road & Bridge Precinct #1		1100	15,050.32	4.34			15,054.66
Road & Bridge Precinct #2		1200	15,288.18	4.34			15,292.52
Road & Bridge Precinct #3		1300	24,030.35	6.92			24,037.27
Road & Bridge Precinct #4		1400	14,598.05	4.28			14,602.33
General		1500	246,899.42	71.25			246,970.67
Moore Seizure		7104	2,472.65	0.63			2,473.28
DeLeon Seizure		7203	1,867.84	0.61			1,868.45
Rojas Seizure		7210	10,929.71	3.10			10,932.81
Ewing Seizure		7213	10,736.34	3.10			10,739.44
Roman Seizure		7301	5,273.92	1.55			5,275.47
Barron Seizure		7308	4,980.37	1.53			4,981.90
Guerrero Seizure		7309	15,336.67	4.34			15,341.01
Villareal Seizure #2		7319	1,906.41	0.62			1,907.03
Villareal Seizure #3		7320	1,667.29	0.59			1,667.88
Binning Heirs Trust Cause #4563		7406	2,227.60	0.63			2,228.23
Cordele Church & Cemetery		7502	6,960.08	1.99			6,962.07
Callis Receivership		7504	8,557.43	2.47			8,559.90
<b>TOTAL IN TEXPOOL</b>			<b>388,782.63</b>	<b>112.29</b>	<b>0.00</b>	<b>0.00</b>	<b>388,894.92</b>
AVERAGE INTEREST			0.33800%				0.3399%
<b>Texas CLASS</b>			<b>507,046.67</b>	<b>254.80</b>			<b>507,301.47</b>
AVERAGE INTEREST			0.57000%				0.59000%
<b>Transfer Station Certificate of Deposit</b>		<b>Prosperity</b>	<b>17,804.27</b>				<b>17,804.27</b>
<b>Depository Money Market</b>		<b>Prosperity</b>	<b>5,233,655.21</b>	<b>1,769.44</b>	<b>340,000.00</b>	<b>4,895,424.65</b>	<b>4,895,424.65</b>
AVERAGE INTEREST			0.40000%				0.40000%
<b>Sandoval, Dean, Lawwill Seizure Money Market</b>		<b>Prosperity</b>	<b>31,535.21</b>	<b>10.68</b>			<b>31,545.89</b>
AVERAGE INTEREST			0.40000%				0.40000%
<b>DEPOSITORY BANK ACCOUNT INTEREST</b>				<b>1,143.32</b>		<b>4,009.97</b>	<b>17,278.19</b>
<b>Cafeteria (Flexible Spending) Account</b>			<b>21,288.16</b>				

This report is made in accordance with provisions of Government Code 2256 (Section 2256.023), the Public Funds Investment Act. The investments held in the Jackson County portfolio comply with the Public Funds Investment Act and the County's investment policy and strategies.

This report is true and correct to the best of my knowledge and belief according to the records of this office.



Mary Horton, CCT, CIO