


MINUTES OF COUNTY FINANCES

TREASURER'S REPORT

IN THE MATTER OF COUNTY
FINANCES IN THE HANDS OF
MARY HORTON, TREASURER
OF JACKSON COUNTY, TEXAS


COMMISSIONERS' COURT JACKSON
COUNTY, TEXAS IN REGULAR
SESSION MARCH TERM 2016

IN ACCORDANCE with Section 114.026, Local Government Code, we, the undersigned, constituting the entire Commissioners' Court of said County, certify that on the 28th day of March 2016, at the Regular term of Court, we compared and examined the monthly report of Mary Horton, Treasurer of Jackson County, Texas, for February 2016, and finding the same correct, entered an order in the Minutes approving said report, which states total cash and other assets on hand as: \$11,015,334.22.


Dennis Simons, County Judge


Wayne Hunt, Commissioner Pct. 1


Wayne Bubela, Commissioner Pct. 2



Johnny E. Belicek, Commissioner Pct. 3


Dennis Karl, Commissioner Pct. 4

SWORN TO AND SUBSCRIBED BEFORE ME, by Dennis Simons, County Judge, and County Commissioners of said Jackson County, each respectively, on this the 28th day of March A.D., 2016.


Attest: Barbara Earl, County Clerk

FILED FOR RECORD THIS the 28th day of March A.D., 2016, and recorded on the 28th day of March A.D., 2016.


Barbara Earl, County Clerk and
Ex-Officio Clerk of the Commissioners'
Court in and for Jackson County, Texas.

By: _____
Deputy

		BEGINNING BALANCE	TOTAL DEBITS	TOTAL CREDITS	ENDING BALANCE	AVERAGE DAILY BALANCE
GENERAL						
10 -000-1020	CHANGE FUND/PETT	1,211.00	0.00	0.00	1,211.00	1,211.00
10 -000-1030	CASH IN BANK	24,298.18	3,078,550.46	2,986,281.26CR	116,567.38	41,076.77
10 -000-1034	CASH IN BANK -	7,961.12	4,993.39	6,829.12CR	6,125.39	4,617.53
10 -000-1040	CASH IN TEX POOL	246,703.30	58.97	0.00	246,762.27	246,705.33
10 -000-1042	CASH IN TEXAS CL	506,383.03	194.88	0.00	506,577.91	506,389.75
10 -000-1045	CASH IN T BILLS	0.00	0.00	0.00	0.00	0.00
10 -000-1046	CASH IN C.D.'S	17,790.99	0.00	0.00	17,790.99	17,790.99
10 -000-1051	CASH IN ESCROW-L	2,569.02	0.00	5.00CR	2,564.02	2,568.85
10 -000-1060	CASH IN MONEY MA	3,418,166.07	2,401,634.18	0.00	5,819,800.25	5,156,153.46
	FUND 10 TOTAL	4,225,082.71	5,485,431.88	2,993,115.38CR	6,717,399.21	5,976,513.68
PERMANENT IMPROVEMENT						
12 -000-1030	CASH IN BANK	1,012,633.97	160.42	12,137.11CR	1,000,657.28	1,009,291.33
12 -000-1040	CASH IN TEX POOL	0.00	0.00	0.00	0.00	0.00
	FUND 12 TOTAL	1,012,633.97	160.42	12,137.11CR	1,000,657.28	1,009,291.33
COMMISSARY TELEPHONE						
15 -000-1030	CASH IN BANK	68,262.15	1,789.52	5,171.76CR	64,879.91	67,595.97
15 -000-1040	CASH IN TEXPOOL	0.00	0.00	0.00	0.00	0.00
	FUND 15 TOTAL	68,262.15	1,789.52	5,171.76CR	64,879.91	67,595.97
DISTRICT ATTORNEY-HOT CHK						
17 -000-1030	CASH IN BANK	10,822.19	200.17	3,866.88CR	7,155.48	7,916.30
17 -000-1040	CASH IN TEX POOL	0.00	0.00	0.00	0.00	0.00
	FUND 17 TOTAL	10,822.19	200.17	3,866.88CR	7,155.48	7,916.30
ELECTIONS ADMINISTRATION						
18 -000-1030	CASH IN BANK	864.28	0.00	0.00	864.28	864.28
	FUND 18 TOTAL	864.28	0.00	0.00	864.28	864.28
FORFEITURE-DIST ATTORNEY						
19 -000-1030	CASH IN BANK	263,874.17	41.81	1,415.18CR	262,500.80	263,034.05
19 -000-1040	CASH IN TEXPOOL	0.00	0.00	0.00	0.00	0.00
	FUND 19 TOTAL	263,874.17	41.81	1,415.18CR	262,500.80	263,034.05

		BEGINNING BALANCE	TOTAL DEBITS	TOTAL CREDITS	ENDING BALANCE	AVERAGE DAILY BALANCE
FORFEITURE-SHERIFF						
21 -000-1030	CASH IN BANK	34,160.76	5.41	200.32CR	33,965.85	34,051.12
21 -000-1040	CASH IN TEXPOOL	0.00	0.00	0.00	0.00	0.00
FUND 21	TOTAL	34,160.76	5.41	200.32CR	33,965.85	34,051.12
TECHNOLOGY FUND						
23 -000-1030	CASH IN BANK	2,146.86	1,099.66	3,792.00CR	545.48CR	1,453.23
23 -000-1040	CASH IN TEXPOOL	0.00	0.00	0.00	0.00	0.00
FUND 23	TOTAL	2,146.86	1,099.66	3,792.00CR	545.48CR	1,453.23
JUV PROB DISCRETIONARY						
24 -000-1030	CASH IN BANK	2,132.89	550.80	365.21CR	2,318.48	2,212.88
FUND 24	TOTAL	2,132.89	550.80	365.21CR	2,318.48	2,212.88
JUVENILE PROBATION GRANTS						
25 -000-1030	CASH IN BANK	32,115.62	4.24	8,767.58CR	23,352.28	26,650.78
25 -000-1040	CASH IN TEXPOOL	0.00	0.00	0.00	0.00	0.00
FUND 25	TOTAL	32,115.62	4.24	8,767.58CR	23,352.28	26,650.78
LAW LIBRARY						
26 -000-1030	CASH IN BANK	1,378.93	525.00	778.20CR	1,125.73	920.12
FUND 26	TOTAL	1,378.93	525.00	778.20CR	1,125.73	920.12
LEOSE-LAW ENF OFFICERS ED						
27 -000-1030	CASH IN BANK	2,225.00	3,587.83	0.00	5,812.83	2,843.59
FUND 27	TOTAL	2,225.00	3,587.83	0.00	5,812.83	2,843.59
LIBRARY-MEMORIAL FUND						
28 -000-1030	CASH IN BANK	58,243.05	94.15	1,294.60CR	57,042.60	57,554.16
28 -000-1040	CASH IN TEXPOOL	0.00	0.00	0.00	0.00	0.00
FUND 28	TOTAL	58,243.05	94.15	1,294.60CR	57,042.60	57,554.16

		BEGINNING	TOTAL	TOTAL	ENDING	AVERAGE
		BALANCE	DEBITS	CREDITS	BALANCE	DAILY
						BALANCE
RECORDS MGT- COUNTY CLERK						
29 -000-1030	CASH IN BANK	105,349.75	7,060.00	2,461.51CR	109,948.24	106,526.55
29 -000-1040	CASH IN TEXPOOL	0.00	0.00	0.00	0.00	0.00
FUND 29	TOTAL	105,349.75	7,060.00	2,461.51CR	109,948.24	106,526.55
RECORDS MGT - COUNTY						
30 -000-1030	CASH IN BANK	15,506.35	693.84	0.00	16,200.19	15,657.64
30 -000-1040	CASH IN TEXPOOL	0.00	0.00	0.00	0.00	0.00
FUND 30	TOTAL	15,506.35	693.84	0.00	16,200.19	15,657.64
RECORDS MGT - DIST CLERK						
31 -000-1030	CASH IN BANK	4,465.94	597.16	0.00	5,063.10	4,726.13
31 -000-1040	CASH IN TEXPOOL	0.00	0.00	0.00	0.00	0.00
FUND 31	TOTAL	4,465.94	597.16	0.00	5,063.10	4,726.13
SECURITY FUND						
32 -000-1030	CASH IN BANK	57,912.82	1,575.40	1,076.19CR	58,412.03	57,765.48
32 -000-1040	CASH IN TEXPOOL	0.00	0.00	0.00	0.00	0.00
FUND 32	TOTAL	57,912.82	1,575.40	1,076.19CR	58,412.03	57,765.48
CHILD ABUSE PREVENTION						
34 -000-1030	CASH IN BANK	258.50CR	82.00	0.00	176.50CR	247.09CR
FUND 34	TOTAL	258.50CR	82.00	0.00	176.50CR	247.09CR
CHILD WELFARE						
35 -000-1030	CASH IN BANK	9,100.40	1.45	0.00	9,101.85	9,100.45
35 -000-1040	CASH IN TEXPOOL	0.00	0.00	0.00	0.00	0.00
FUND 35	TOTAL	9,100.40	1.45	0.00	9,101.85	9,100.45
HISTORICAL COMMISSION						
36 -000-1030	CASH IN BANK	33,873.62	5.38	0.00	33,879.00	33,873.81
36 -000-1040	CASH IN TEX POOL	0.00	0.00	0.00	0.00	0.00
FUND 36	TOTAL	33,873.62	5.38	0.00	33,879.00	33,873.81

		BEGINNING	TOTAL	TOTAL	ENDING	AVERAGE
		BALANCE	DEBITS	CREDITS	BALANCE	DAILY
						BALANCE
MEDIATION FUND						
37 -000-1030	CASH IN BANK	1,450.00	0.00	0.00	1,450.00	1,450.00
	FUND 37 TOTAL	<u>1,450.00</u>	<u>0.00</u>	<u>0.00</u>	<u>1,450.00</u>	<u>1,450.00</u>
BRIDGE REPLACEMENT						
39 -000-1030	CASH IN BANK	57,975.00	0.00	0.00	57,975.00	57,975.00
	FUND 39 TOTAL	<u>57,975.00</u>	<u>0.00</u>	<u>0.00</u>	<u>57,975.00</u>	<u>57,975.00</u>
HIGHWAY						
40 -000-1030	CASH IN BANK	226,372.49CR	80,903.27	55.00CR	145,524.22CR	177,363.29CR
	FUND 40 TOTAL	<u>226,372.49CR</u>	<u>80,903.27</u>	<u>55.00CR</u>	<u>145,524.22CR</u>	<u>177,363.29CR</u>
ROAD & BRIDGE GEN NO. 1						
41 -000-1030	CASH IN BANK	379,434.38	586.35	36,100.29CR	343,920.44	363,371.40
41 -000-1040	CASH IN TEX POOL	15,038.36	3.60	0.00	15,041.96	15,038.48
	FUND 41 TOTAL	<u>394,472.74</u>	<u>589.95</u>	<u>36,100.29CR</u>	<u>358,962.40</u>	<u>378,409.88</u>
ROAD & BRIDGE GEN NO. 2						
42 -000-1030	CASH IN BANK	414,705.56	61.12	48,371.51CR	366,395.17	384,555.23
42 -000-1040	CASH IN TEXPOOL	15,276.07	3.66	0.00	15,279.73	15,276.20
	FUND 42 TOTAL	<u>429,981.63</u>	<u>64.78</u>	<u>48,371.51CR</u>	<u>381,674.90</u>	<u>399,831.43</u>
ROAD & BRIDGE GEN NO. 3						
43 -000-1030	CASH IN BANK	299,747.03	45.39	25,316.61CR	274,475.81	285,567.79
43 -000-1040	CASH IN TEX POOL	24,011.29	5.71	0.00	24,017.00	24,011.49
	FUND 43 TOTAL	<u>323,758.32</u>	<u>51.10</u>	<u>25,316.61CR</u>	<u>298,492.81</u>	<u>309,579.28</u>
ROAD & BRIDGE GEN NO. 4						
44 -000-1030	CASH IN BANK	730,707.45	112.83	47,099.18CR	683,721.10	709,908.24
44 -000-1040	CASH IN TEX POOL	14,586.45	3.48	0.00	14,589.93	14,586.57
	FUND 44 TOTAL	<u>745,293.90</u>	<u>116.31</u>	<u>47,099.18CR</u>	<u>698,311.03</u>	<u>724,494.81</u>

		BEGINNING	TOTAL	TOTAL	ENDING	AVERAGE
		BALANCE	DEBITS	CREDITS	BALANCE	DAILY
						BALANCE
ROAD & BRIDGE LATERAL RD						
45 -000-1030	CASH IN BANK	15,703.14	0.00	0.00	15,703.14	15,703.14
	FUND 45 TOTAL	15,703.14	0.00	0.00	15,703.14	15,703.14
PCT#1 EQUIPMENT REPLACMNT						
50 -000-1030	CASH IN BANK	37,668.96	5.99	0.00	37,674.95	37,669.17
50 -000-1040	CASH IN TEX POOL	0.00	0.00	0.00	0.00	0.00
	FUND 50 TOTAL	37,668.96	5.99	0.00	37,674.95	37,669.17
PCT#2 EQUIPMENT REPLACMNT						
51 -000-1030	CASH IN BANK	90,842.59	14.44	0.00	90,857.03	90,843.09
51 -000-1040	CASH IN TEX POOL	0.00	0.00	0.00	0.00	0.00
	FUND 51 TOTAL	90,842.59	14.44	0.00	90,857.03	90,843.09
PCT#3 EQUIPMENT REPLACMNT						
52 -000-1030	CASH IN BANK	28,819.83	4.58	0.00	28,824.41	28,819.99
52 -000-1040	CASH IN TEX POOL	0.00	0.00	0.00	0.00	0.00
	FUND 52 TOTAL	28,819.83	4.58	0.00	28,824.41	28,819.99
PCT#4 EQUIPMENT REPLACMNT						
53 -000-1030	CASH IN BANK	226,042.30	35.61	2,635.22CR	223,442.69	224,044.40
53 -000-1040	CASH IN TEX POOL	0.00	0.00	0.00	0.00	0.00
	FUND 53 TOTAL	226,042.30	35.61	2,635.22CR	223,442.69	224,044.40
CONSTRUCTION GRANTS						
55 -000-1030	CASH IN BANK	0.00	0.00	0.00	0.00	0.00
55 -000-1050	CASH-COMMUNITY A	0.00	0.00	0.00	0.00	0.00
	FUND 55 TOTAL	0.00	0.00	0.00	0.00	0.00
MAURITZ CAMP FUND						
56 -000-1030	CASH IN BANK	13.79	0.00	0.00	13.79	13.79
56 -000-1040	CASH IN TEXPOOL	0.00	0.00	0.00	0.00	0.00
	FUND 56 TOTAL	13.79	0.00	0.00	13.79	13.79

		BEGINNING BALANCE	TOTAL DEBITS	TOTAL CREDITS	ENDING BALANCE	AVERAGE DAILY BALANCE
ABANDONED MOTOR VEHICLE						
57 -000-1030	CASH IN BANK	3,125.21	0.00	405.92CR	2,719.29	2,817.27
57 -000-1040	CASH IN TEXPOOL	0.00	0.00	0.00	0.00	0.00
57 -000-1055	CASH IN BANK - A	1,000.00	0.00	0.00	1,000.00	1,000.00
	FUND 57 TOTAL	4,125.21	0.00	405.92CR	3,719.29	3,817.27
COASTAL IMPCT ASSISTANCE						
72 -000-1030	CASH IN BANK	16,020.97	0.00	2,444.00CR	13,576.97	14,166.90
	FUND 72 TOTAL	16,020.97	0.00	2,444.00CR	13,576.97	14,166.90
AIRPORT						
80 -000-1030	CASH IN BANK	4,855.21	1,000.88	0.00	5,856.09	5,544.90
80 -000-1032	CLEARING	0.00	0.00	0.00	0.00	0.00
80 -000-1040	CASH IN TEXPOOL	0.00	0.00	0.00	0.00	0.00
	FUND 80 TOTAL	4,855.21	1,000.88	0.00	5,856.09	5,544.90
JAIL COMMISSARY						
81 -000-1030	CASH IN BANK	92.36	1,402.17	1,715.08CR	220.55CR	914.44
81 -000-1040	CASH IN TEXPOOL	0.00	0.00	0.00	0.00	0.00
	FUND 81 TOTAL	92.36	1,402.17	1,715.08CR	220.55CR	914.44
STATE FEES						
88 -000-1030	CASH IN BANK	62,153.85	52,941.86	5,682.63CR	109,413.08	83,847.24
	FUND 88 TOTAL	62,153.85	52,941.86	5,682.63CR	109,413.08	83,847.24
TRUST INVESTMENT						
89 -000-1020	CASH- WILBREEZE	0.00	0.00	0.00	0.00	0.00
89 -000-1030	CASH IN BANK	0.00	0.00	0.00	0.00	0.00
89 -000-1040	CASH IN TEXPOOL	73,807.52	17.63	0.00	73,825.15	73,808.13
89 -000-1060	CASH IN BANK - M	30,983.38	9.82	0.00	30,993.20	30,983.72
	FUND 89 TOTAL	104,790.90	27.45	0.00	104,818.35	104,791.85
DISTRICT CLERK RESRV ACCT						
90 -000-1030	CASH IN BANK	152,411.80	43,659.29	395.00CR	195,676.09	174,151.20

	BEGINNING BALANCE	TOTAL DEBITS	TOTAL CREDITS	ENDING BALANCE	AVERAGE DAILY BALANCE
90 -000-1040 CASH IN TEXPOOL	0.00	0.00	0.00	0.00	0.00
FUND 90 TOTAL	152,411.80	43,659.29	395.00CR	195,676.09	174,151.20
CNTYWIDE DRAINAGE DIST					
92 -000-1030 CASH IN BANK	284,155.49	542,155.70	700,631.38CR	125,679.81	467,532.32
92 -000-1040 CASH IN TEXPOOL	0.00	0.00	0.00	0.00	0.00
FUND 92 TOTAL	284,155.49	542,155.70	700,631.38CR	125,679.81	467,532.32
REPORT TOTALS	8,694,148.46	6,226,479.50	3,905,293.74CR	11,015,334.22	10,624,541.27

=====

Pledge Security Listing

February 29, 2016

ID	CUSIP	Description	Safeguarding Location	Safeguarding Receipt	Coupon	Maturity Date	Call Date	Moody	S&P	Fitch	FASB115	Face Amount	Current Par	Current Book Value	Market Value	Gain(Loss)
863	31335HQ30	FHLMC C30474	FHUB	xxx	7.00	08/01/2021		AAA	AA+	AAA	HTM	1,000,000	7,110.83	7,110.92	7,851.48	740.56
1115	31400EFU9	FNMA 685179	FHUB	xxx	5.00	03/01/2018		AAA	AA+	AAA	HTM	9,500,000	194,286.59	194,286.59	200,636.29	6,349.70
2047	3128MBNA1	FHLMC G12885	FHUB	x	5.00	06/01/2021		AAA	AA+	AAA	HTM	8,737,000	597,454.74	597,447.70	622,243.95	34,796.25
2412	3128MBTJ6	FHLMC G13053	FHUB	x	4.50	04/01/2023		AAA	AA+	AAA	HTM	13,200,000	746,468.98	748,015.94	799,391.59	51,375.65
2493	31417ADJ5	FNMA AB3704	FHUB	x	3.00	10/01/2021		AAA	AA+	AAA	HTM	8,535,819	2,343,597.04	2,362,023.71	2,422,256.43	60,232.72
2516	3138AXXQ9	FNMA AJ6086	FHUB	x	3.00	12/01/2026		AAA	AA+	AAA	HTM	4,400,000	1,993,335.93	1,952,417.21	2,019,103.55	66,686.34
3546	31410LKN1	FNMA B90501	FHUB		2.00	11/01/2027		AAA	AA+	AAA	HTM	11,250,000	7,717,822.99	7,826,561.92	7,754,386.17	(72,175.74)
3615	31307BFM7	FHLMC JZ2872	FHUB		2.00	03/01/2028		AAA	AA+	AAA	HTM	9,000,000	6,430,541.13	6,465,979.27	6,450,716.95	(15,262.32)
Total for JACKSON COUNTY												19,960,608.23	20,143,843.26	20,276,586.41	132,748.16	

INVESTMENTS	NAME	ACCT #	01/31/2016		INTEREST	DEPOSIT	WITHDRAW	02/29/2016	
			BALANCE	INTEREST				BALANCE	INTEREST
Road & Bridge Precinct #1		1100	15,038.36	3.60				15,041.96	
Road & Bridge Precinct #2		1200	15,276.07	3.66				15,279.73	
Road & Bridge Precinct #3		1300	24,011.29	5.71				24,017.00	
Road & Bridge Precinct #4		1400	14,586.45	3.48				14,588.93	
General		1500	246,703.30	58.97				246,762.27	
Moore Seizure		7104	2,470.85	0.58				2,471.43	
DeLeon Seizure		7203	1,866.11	0.51				1,866.62	
Rojas Seizure		7210	10,921.09	2.61				10,923.70	
Ewing Seizure		7213	10,727.78	2.58				10,730.36	
Roman Seizure		7301	5,269.72	1.18				5,270.90	
Barron Seizure		7308	4,976.36	1.16				4,977.52	
Guerrero Seizure		7309	15,324.52	3.66				15,328.18	
Villareal Seizure #2		7319	1,904.62	0.57				1,905.19	
Villareal Seizure #3		7320	1,665.96	0.29				1,666.25	
Binning Heirs Trust Cause #4563		7406	2,225.80	0.58				2,226.38	
Cordele Church & Cemetery		7502	7,904.09	1.88				7,905.97	
Callis Receivership		7504	8,550.62	2.03				8,552.65	
TOTAL IN TEXPOOL			389,422.99	93.05	0.00	0.00		389,516.04	0.3010%
AVERAGE INTEREST			0.4056%						
Texas CLASS			506,383.03	194.88				506,577.91	0.4900%
AVERAGE INTEREST			0.4200%						
Transfer Station Certificate of Deposit			17,790.99					17,790.99	
Prosperity									
Depository Money Market			3,418,166.07	1,634.18	2,400,000.00			5,819,800.25	0.4000%
AVERAGE INTEREST			0.4000%						
Sandoval, Dean, Lawwill Seizure Money Market			30,983.38	9.82				30,993.20	0.4000%
AVERAGE INTEREST			0.4000%						
DEPOSITORY BANK ACCOUNT INTEREST				1,281.42					
Cafeteria (Flexible Spending) Account			30,135.72				3,822.95	26,312.77	

This report is made in accordance with provisions of Government Code 2256 (Section 2256.023), the Public Funds Investment Act. The investments held in the Jackson County portfolio comply with the Public Funds Investment Act and the County's investment policy and strategies.

This report is true and correct to the best of my knowledge and belief according to the records of this office.

Mary Horton

Mary Horton, CCT, CIO