


MINUTES OF COUNTY FINANCES


TREASURER'S REPORT


IN THE MATTER OF COUNTY
FINANCES IN THE HANDS OF
MARY HORTON, TREASURER
OF JACKSON COUNTY, TEXAS

COMMISSIONERS' COURT JACKSON
COUNTY, TEXAS IN REGULAR
SESSION NOVEMBER TERM 2012

IN ACCORDANCE with Section 114.026, Local Government Code, we, the undersigned, constituting the entire Commissioners' Court of said County, certify that on the 26th day of November 2012, at the Regular term of Court, we compared and examined the monthly report of Mary Horton, Treasurer of Jackson County, Texas, for October 2012, and finding the same correct, entered an order in the Minutes approving said report, which states total cash and other assets on hand as: **\$8,571,024.06.**


Dennis Simons, County Judge


Wayne Hunt, Commissioner Pct. 1


Wayne Bubela, Commissioner Pct. 2



Johnny E. Belicek, Commissioner Pct. 3


Larry Dayton, Commissioner Pct. 4

SWORN TO AND SUBSCRIBED BEFORE ME, by Dennis Simons, County Judge, and County Commissioners of said Jackson County, each respectively, on this the 26th day of November A.D., 2012.


Attest: Barbara Williams, County Clerk

FILED FOR RECORD THIS the 26th day of November A.D., 2012, and recorded on the 26th day of November A.D., 2012.


Barbara Williams, County Clerk and
Ex-Officio Clerk of the Commissioners'
Court in and for Jackson County, Texas.

By: _____
Deputy

		BEGINNING BALANCE	TOTAL DEBITS	TOTAL CREDITS	ENDING BALANCE	AVERAGE DAILY BALANCE
GENERAL						
10 -000-1020	CHANGE FUND/PETT	141.00	0.00	0.00	141.00	141.00
10 -000-1030	CASH IN BANK	6,278,029.44	273,430.53	691,814.51CR	5,859,645.46	6,062,196.92
10 -000-1034	CASH IN BANK -	2,751.46	2,795.54	2,006.46CR	3,540.54	1,857.98
10 -000-1040	CASH IN TEX POOL	246,106.26	34.59	0.00	246,140.85	246,107.38
10 -000-1042	CASH IN TEXAS CL	503,927.74	90.93	0.00	504,018.67	503,930.67
10 -000-1045	CASH IN T BILLS	0.00	0.00	0.00	0.00	0.00
10 -000-1046	CASH IN C.D.'S	17,618.53	0.00	0.00	17,618.53	17,618.53
10 -000-1051	CASH IN ESCROW-L	980.98	0.00	0.00	980.98	980.98
FUND 10	TOTAL	7,049,555.41	276,351.59	693,820.97CR	6,632,086.03	6,832,833.46
SALES TAX						
11 -000-1030	CASH IN BANK	0.00	0.00	0.00	0.00	0.00
11 -000-1040	CASH IN TEX POOL	0.00	0.00	0.00	0.00	0.00
FUND 11	TOTAL	0.00	0.00	0.00	0.00	0.00
PERMANENT IMPROVEMENT						
12 -000-1030	CASH IN BANK	284,315.27	224.08	0.00	284,539.35	284,322.50
12 -000-1040	CASH IN TEX POOL	1,025.54	0.09	0.00	1,025.63	1,025.54
FUND 12	TOTAL	285,340.81	224.17	0.00	285,564.98	285,348.04
COMMISSARY TELEPHONE						
15 -000-1030	CASH IN BANK	29,891.08	4,216.06	1,588.72CR	32,518.42	31,059.43
15 -000-1040	CASH IN TEXPOOL	4,000.00	1.21	0.00	4,001.21	4,000.04
FUND 15	TOTAL	33,891.08	4,217.27	1,588.72CR	36,519.63	35,059.47
COURT REPORTER SERVICES						
16 -000-1030	CASH IN BANK	0.00	75.00	0.00	75.00	55.65
FUND 16	TOTAL	0.00	75.00	0.00	75.00	55.65
DISTRICT ATTORNEY-HOT CHK						
17 -000-1030	CASH IN BANK	20,923.57	2,855.45	2,951.25CR	20,827.77	19,836.18
17 -000-1040	CASH IN TEX POOL	0.00	0.00	0.00	0.00	0.00
FUND 17	TOTAL	20,923.57	2,855.45	2,951.25CR	20,827.77	19,836.18

		BEGINNING BALANCE	TOTAL DEBITS	TOTAL CREDITS	ENDING BALANCE	AVERAGE DAILY BALANCE
ELECTIONS ADMINISTRATION						
18 -000-1030	CASH IN BANK	198.32	0.00	0.00	198.32	198.32
	FUND 18 TOTAL	<u>198.32</u>	<u>0.00</u>	<u>0.00</u>	<u>198.32</u>	<u>198.32</u>
FORFEITURE-DIST ATTORNEY						
19 -000-1030	CASH IN BANK	68,803.92	53.54	1,701.99CR	67,155.47	67,933.53
19 -000-1040	CASH IN TEXPOOL	9,037.89	1.25	0.00	9,039.14	9,037.93
	FUND 19 TOTAL	<u>77,841.81</u>	<u>54.79</u>	<u>1,701.99CR</u>	<u>76,194.61</u>	<u>76,971.46</u>
CAPITAL MURDER						
20 -000-1030	CASH IN BANK	0.00	0.00	0.00	0.00	0.00
20 -000-1040	CASH IN TEXPOOL	0.00	0.00	0.00	0.00	0.00
	FUND 20 TOTAL	<u>0.00</u>	<u>0.00</u>	<u>0.00</u>	<u>0.00</u>	<u>0.00</u>
FORFEITURE-SHERIFF						
21 -000-1030	CASH IN BANK	42,455.97	33.09	1,182.11CR	41,306.95	41,989.08
21 -000-1040	CASH IN TEXPOOL	5,643.58	0.83	0.00	5,644.41	5,643.61
	FUND 21 TOTAL	<u>48,099.55</u>	<u>33.92</u>	<u>1,182.11CR</u>	<u>46,951.36</u>	<u>47,632.69</u>
HEALTH						
22 -000-1020	CHANGE FUND/PETT	0.00	0.00	0.00	0.00	0.00
22 -000-1030	CASH IN BANK	0.00	4,500.00	4,500.00CR	0.00	483.87
22 -000-1040	CASH IN TEXPOOL	0.00	0.00	0.00	0.00	0.00
	FUND 22 TOTAL	<u>0.00</u>	<u>4,500.00</u>	<u>4,500.00CR</u>	<u>0.00</u>	<u>483.87</u>
TECHNOLOGY FUND						
23 -000-1030	CASH IN BANK	5,499.37	595.52	4,105.21CR	1,989.68	4,403.43
23 -000-1040	CASH IN TEXPOOL	0.00	0.00	0.00	0.00	0.00
	FUND 23 TOTAL	<u>5,499.37</u>	<u>595.52</u>	<u>4,105.21CR</u>	<u>1,989.68</u>	<u>4,403.43</u>
JUV PROB DISCRETIONARY						
24 -000-1030	CASH IN BANK	5,756.25	251.85	0.00	6,008.10	5,827.50
	FUND 24 TOTAL	<u>5,756.25</u>	<u>251.85</u>	<u>0.00</u>	<u>6,008.10</u>	<u>5,827.50</u>

		BEGINNING BALANCE	TOTAL DEBITS	TOTAL CREDITS	ENDING BALANCE	AVERAGE DAILY BALANCE
JUVENILE PROBATION GRANTS						
25 -000-1030	CASH IN BANK	13,102.40	30,620.56	13,593.49CR	30,129.47	28,415.01
25 -000-1040	CASH IN TEXPOOL	2,082.88	0.31	0.00	2,083.19	2,082.89
FUND 25	TOTAL	15,185.28	30,620.87	13,593.49CR	32,212.66	30,497.90
LAW LIBRARY						
26 -000-1030	CASH IN BANK	7,218.87	910.00	1,456.60CR	6,672.27	7,096.74
FUND 26	TOTAL	7,218.87	910.00	1,456.60CR	6,672.27	7,096.74
LEOSE-LAW ENF OFFICERS ED						
27 -000-1030	CASH IN BANK	4,136.13	0.00	0.00	4,136.13	4,136.13
FUND 27	TOTAL	4,136.13	0.00	0.00	4,136.13	4,136.13
LIBRARY-MEMORIAL FUND						
28 -000-1030	CASH IN BANK	55,000.08	192.28	427.41CR	54,764.95	54,919.70
28 -000-1040	CASH IN TEXPOOL	2,124.85	0.31	0.00	2,125.16	2,124.86
FUND 28	TOTAL	57,124.93	192.59	427.41CR	56,890.11	57,044.56
RECORDS MGT- COUNTY CLERK						
29 -000-1030	CASH IN BANK	57,068.71	3,450.00	3,304.96CR	57,213.75	56,577.87
29 -000-1040	CASH IN TEXPOOL	2,600.30	0.31	0.00	2,600.61	2,600.31
FUND 29	TOTAL	59,669.01	3,450.31	3,304.96CR	59,814.36	59,178.18
RECORDS MGT - COUNTY						
30 -000-1030	CASH IN BANK	28,533.55	518.34	0.00	29,051.89	28,654.03
30 -000-1040	CASH IN TEXPOOL	0.00	0.00	0.00	0.00	0.00
FUND 30	TOTAL	28,533.55	518.34	0.00	29,051.89	28,654.03
RECORDS MGT - DIST CLERK						
31 -000-1030	CASH IN BANK	3,530.97	572.50	0.00	4,103.47	3,742.50
31 -000-1040	CASH IN TEXPOOL	0.00	0.00	0.00	0.00	0.00
FUND 31	TOTAL	3,530.97	572.50	0.00	4,103.47	3,742.50

		BEGINNING BALANCE	TOTAL DEBITS	TOTAL CREDITS	ENDING BALANCE	AVERAGE DAILY BALANCE
SECURITY FUND						
32 -000-1030	CASH IN BANK	79,315.03	1,144.01	1,574.34CR	78,884.70	79,073.33
32 -000-1040	CASH IN TEXPOOL	5,000.60	0.64	0.00	5,001.24	5,000.62
FUND 32	TOTAL	<u>84,315.63</u>	<u>1,144.65</u>	<u>1,574.34CR</u>	<u>83,885.94</u>	<u>84,073.95</u>
APPELLATE JUDICIAL SYSTEM						
33 -000-1030	CASH IN BANK	0.00	0.00	0.00	0.00	0.00
FUND 33	TOTAL	<u>0.00</u>	<u>0.00</u>	<u>0.00</u>	<u>0.00</u>	<u>0.00</u>
CHILD ABUSE PREVENTION						
34 -000-1030	CASH IN BANK	2,389.00	75.00	0.00	2,464.00	2,420.94
FUND 34	TOTAL	<u>2,389.00</u>	<u>75.00</u>	<u>0.00</u>	<u>2,464.00</u>	<u>2,420.94</u>
CHILD WELFARE						
35 -000-1030	CASH IN BANK	7,807.75	6.15	0.00	7,813.90	7,807.95
35 -000-1040	CASH IN TEXPOOL	4,198.42	0.61	0.00	4,199.03	4,198.44
FUND 35	TOTAL	<u>12,006.17</u>	<u>6.76</u>	<u>0.00</u>	<u>12,012.93</u>	<u>12,006.39</u>
HISTORICAL COMMISSION						
36 -000-1030	CASH IN BANK	31,062.67	119.56	0.00	31,182.23	31,158.46
36 -000-1040	CASH IN TEX POOL	3,503.85	0.55	0.00	3,504.40	3,503.87
FUND 36	TOTAL	<u>34,566.52</u>	<u>120.11</u>	<u>0.00</u>	<u>34,686.63</u>	<u>34,662.33</u>
MEDIATION FUND						
37 -000-1030	CASH IN BANK	1,450.00	0.00	0.00	1,450.00	1,450.00
FUND 37	TOTAL	<u>1,450.00</u>	<u>0.00</u>	<u>0.00</u>	<u>1,450.00</u>	<u>1,450.00</u>
JURY						
38 -000-1030	CASH IN BANK	0.00	0.00	0.00	0.00	0.00
FUND 38	TOTAL	<u>0.00</u>	<u>0.00</u>	<u>0.00</u>	<u>0.00</u>	<u>0.00</u>
HIGHWAY						
40 -000-1030	CASH IN BANK	26,173.62	44,295.81	0.00	70,469.43	44,860.99
FUND 40	TOTAL	<u>26,173.62</u>	<u>44,295.81</u>	<u>0.00</u>	<u>70,469.43</u>	<u>44,860.99</u>

		BEGINNING BALANCE	TOTAL DEBITS	TOTAL CREDITS	ENDING BALANCE	AVERAGE DAILY BALANCE
ROAD & BRIDGE GEN NO. 1						
41 -000-1030	CASH IN BANK	49,659.79	2,522.54	54,600.36CR	2,418.03CR	28,594.90
41 -000-1040	CASH IN TEX POOL	15,003.15	2.11	0.00	15,005.26	15,003.22
FUND 41	TOTAL	<u>64,662.94</u>	<u>2,524.65</u>	<u>54,600.36CR</u>	<u>12,587.23</u>	<u>43,598.12</u>
ROAD & BRIDGE GEN NO. 2						
42 -000-1030	CASH IN BANK	41,960.22	5.60	56,575.77CR	14,609.95CR	7,111.64
42 -000-1040	CASH IN TEXPOOL	15,240.43	2.16	0.00	15,242.59	15,240.50
FUND 42	TOTAL	<u>57,200.65</u>	<u>7.76</u>	<u>56,575.77CR</u>	<u>632.64</u>	<u>22,352.14</u>
ROAD & BRIDGE GEN NO. 3						
43 -000-1030	CASH IN BANK	21,382.77	2,000.00	76,904.81CR	53,522.04CR	11,819.72CR
43 -000-1040	CASH IN TEX POOL	23,954.54	3.41	0.00	23,957.95	23,954.65
FUND 43	TOTAL	<u>45,337.31</u>	<u>2,003.41</u>	<u>76,904.81CR</u>	<u>29,564.09CR</u>	<u>12,134.93</u>
ROAD & BRIDGE GEN NO. 4						
44 -000-1030	CASH IN BANK	164,230.15	137.30	43,350.01CR	121,017.44	141,321.14
44 -000-1040	CASH IN TEX POOL	14,552.55	2.04	0.00	14,554.59	14,552.62
FUND 44	TOTAL	<u>178,782.70</u>	<u>139.34</u>	<u>43,350.01CR</u>	<u>135,572.03</u>	<u>155,873.76</u>
ROAD & BRIDGE LATERAL RD						
45 -000-1030	CASH IN BANK	0.00	20,964.73	0.00	20,964.73	18,259.60
FUND 45	TOTAL	<u>0.00</u>	<u>20,964.73</u>	<u>0.00</u>	<u>20,964.73</u>	<u>18,259.60</u>
PCT#1 BRIDGE REPLACEMENT						
46 -000-1030	CASH IN BANK	0.00	0.00	0.00	0.00	0.00
46 -000-1040	CASH IN TEX POOL	0.00	0.00	0.00	0.00	0.00
FUND 46	TOTAL	<u>0.00</u>	<u>0.00</u>	<u>0.00</u>	<u>0.00</u>	<u>0.00</u>
PCT#2 BRIDGE REPLACEMENT						
47 -000-1030	CASH IN BANK	0.00	0.00	0.00	0.00	0.00
47 -000-1040	CASH IN TEX POOL	0.00	0.00	0.00	0.00	0.00
FUND 47	TOTAL	<u>0.00</u>	<u>0.00</u>	<u>0.00</u>	<u>0.00</u>	<u>0.00</u>

		BEGINNING BALANCE	TOTAL DEBITS	TOTAL CREDITS	ENDING BALANCE	AVERAGE DAILY BALANCE
PCT#3 BRIDGE REPLACEMENT						
48 -000-1030	CASH IN BANK	0.00	0.00	0.00	0.00	0.00
48 -000-1040	CASH IN TEX POOL	0.00	0.00	0.00	0.00	0.00
FUND 48	TOTAL	0.00	0.00	0.00	0.00	0.00
PCT#4 BRIDGE REPLACEMENT						
49 -000-1030	CASH IN BANK	0.00	0.00	0.00	0.00	0.00
49 -000-1040	CASH IN TEX POOL	0.00	0.00	0.00	0.00	0.00
FUND 49	TOTAL	0.00	0.00	0.00	0.00	0.00
PCT#1 EQUIPMENT REPLACMNT						
50 -000-1030	CASH IN BANK	0.95	0.00	20,005.08CR	20,004.13CR	6,450.83CR
50 -000-1040	CASH IN TEX POOL	0.00	0.00	0.00	0.00	0.00
FUND 50	TOTAL	0.95	0.00	20,005.08CR	20,004.13CR	6,450.83CR
PCT#2 EQUIPMENT REPLACMNT						
51 -000-1030	CASH IN BANK	22,779.69	17.95	0.00	22,797.64	22,780.27
51 -000-1040	CASH IN TEX POOL	0.00	0.00	0.00	0.00	0.00
FUND 51	TOTAL	22,779.69	17.95	0.00	22,797.64	22,780.27
PCT#3 EQUIPMENT REPLACMNT						
52 -000-1030	CASH IN BANK	15,657.35	12.34	0.00	15,669.69	15,657.75
52 -000-1040	CASH IN TEX POOL	0.00	0.00	0.00	0.00	0.00
FUND 52	TOTAL	15,657.35	12.34	0.00	15,669.69	15,657.75
PCT#4 EQUIPMENT REPLACMNT						
53 -000-1030	CASH IN BANK	73,568.35	57.98	0.00	73,626.33	73,570.22
53 -000-1040	CASH IN TEX POOL	4,739.29	0.63	0.00	4,739.92	4,739.31
FUND 53	TOTAL	78,307.64	58.61	0.00	78,366.25	78,309.53
CONSTRUCTION GRANTS						
55 -000-1030	CASH IN BANK	0.00	0.00	0.00	0.00	0.00
55 -000-1050	CASH-COMMUNITY A	0.00	0.00	0.00	0.00	0.00
FUND 55	TOTAL	0.00	0.00	0.00	0.00	0.00

		BEGINNING BALANCE	TOTAL DEBITS	TOTAL CREDITS	ENDING BALANCE	AVERAGE DAILY BALANCE
MAURITZ CAMP FUND						
56 -000-1030	CASH IN BANK	10,361.04	8.17	0.00	10,369.21	10,361.30
56 -000-1040	CASH IN TEXPOOL	942.24	0.00	0.00	942.24	942.24
FUND 56	TOTAL	<u>11,303.28</u>	<u>8.17</u>	<u>0.00</u>	<u>11,311.45</u>	<u>11,303.54</u>
ABANDONED MOTOR VEHICLE						
57 -000-1030	CASH IN BANK	5,610.54	3,652.67	607.96CR	8,655.25	7,830.18
57 -000-1040	CASH IN TEXPOOL	4,122.81	0.61	0.00	4,123.42	4,122.83
57 -000-1055	CASH IN BANK - A	4,652.67	0.00	3,652.67CR	1,000.00	2,060.45
FUND 57	TOTAL	<u>14,386.02</u>	<u>3,653.28</u>	<u>4,260.63CR</u>	<u>13,778.67</u>	<u>14,013.46</u>
RECYCLING GRANT						
58 -000-1030	CASH IN BANK	0.00	0.00	0.00	0.00	0.00
FUND 58	TOTAL	<u>0.00</u>	<u>0.00</u>	<u>0.00</u>	<u>0.00</u>	<u>0.00</u>
TIFB GRANT						
59 -000-1030	CASH IN BANK	0.00	0.00	0.00	0.00	0.00
FUND 59	TOTAL	<u>0.00</u>	<u>0.00</u>	<u>0.00</u>	<u>0.00</u>	<u>0.00</u>
COASTAL IMPCT ASSISTANCE						
72 -000-1030	CASH IN BANK	9,592.52	28,196.66	28,196.66CR	9,592.52	12,228.90
FUND 72	TOTAL	<u>9,592.52</u>	<u>28,196.66</u>	<u>28,196.66CR</u>	<u>9,592.52</u>	<u>12,228.90</u>
AIRPORT						
80 -000-1030	CASH IN BANK	43,098.21	2,937.50	106,048.60CR	60,012.89CR	61,617.08CR
80 -000-1032	CLEARING	0.00	0.00	0.00	0.00	0.00
80 -000-1040	CASH IN TEXPOOL	4,977.95	0.64	0.00	4,978.59	4,977.97
FUND 80	TOTAL	<u>48,076.16</u>	<u>2,938.14</u>	<u>106,048.60CR</u>	<u>55,034.30CR</u>	<u>56,639.11CR</u>
JAIL COMMISSARY						
81 -000-1030	CASH IN BANK	2,428.89	832.07	607.46CR	2,653.50	2,177.09
81 -000-1040	CASH IN TEXPOOL	276.21	0.61	1.21CR	275.61	276.19
FUND 81	TOTAL	<u>2,705.10</u>	<u>832.68</u>	<u>608.67CR</u>	<u>2,929.11</u>	<u>2,453.28</u>

		BEGINNING BALANCE	TOTAL DEBITS	TOTAL CREDITS	ENDING BALANCE	AVERAGE DAILY BALANCE
PASSPORT PICTURE FUND						
82 -000-1030	CASH IN BANK	0.00	0.00	0.00	0.00	0.00
	FUND 82 TOTAL	<u>0.00</u>	<u>0.00</u>	<u>0.00</u>	<u>0.00</u>	<u>0.00</u>
STATE FEES						
88 -000-1030	CASH IN BANK	61,835.07	25,085.93	57,401.69CR	29,519.31	68,145.07
	FUND 88 TOTAL	<u>61,835.07</u>	<u>25,085.93</u>	<u>57,401.69CR</u>	<u>29,519.31</u>	<u>68,145.07</u>
TRUST INVESTMENT						
89 -000-1020	CASH- WILBREEZE	0.00	0.00	0.00	0.00	0.00
89 -000-1030	CASH IN BANK	0.00	4,745.88	4,745.88CR	0.00	599.22
89 -000-1040	CASH IN TEXPOOL	75,742.14	4,756.96	0.00	80,499.10	78,305.63
89 -000-1061	CASH IN MONEY MA	610,683.90	775.87	0.00	611,459.77	610,708.93
	FUND 89 TOTAL	<u>686,426.04</u>	<u>10,278.71</u>	<u>4,745.88CR</u>	<u>691,958.87</u>	<u>689,613.78</u>
DISTRICT CLERK RESRV ACCT						
90 -000-1030	CASH IN BANK	123,823.51	0.00	167.00CR	123,656.51	123,748.09
90 -000-1040	CASH IN TEXPOOL	0.00	0.00	0.00	0.00	0.00
	FUND 90 TOTAL	<u>123,823.51</u>	<u>0.00</u>	<u>167.00CR</u>	<u>123,656.51</u>	<u>123,748.09</u>
CNTYWIDE DRAINAGE DIST						
92 -000-1030	CASH IN BANK	0.10	2,024.63	0.10CR	2,024.63	196.00
92 -000-1040	CASH IN TEXPOOL	0.00	0.00	0.00	0.00	0.00
	FUND 92 TOTAL	<u>0.10</u>	<u>2,024.63</u>	<u>0.10CR</u>	<u>2,024.63</u>	<u>196.00</u>
OFFICE FEE ACCOUNT						
93 -000-1030	CASH IN BANK	0.00	0.00	0.00	0.00	0.00
	FUND 93 TOTAL	<u>0.00</u>	<u>0.00</u>	<u>0.00</u>	<u>0.00</u>	<u>0.00</u>
OMNIBASE COLLECTION FUND						
94 -000-1030	CASH IN BANK	0.00	0.00	0.00	0.00	0.00
	FUND 94 TOTAL	<u>0.00</u>	<u>0.00</u>	<u>0.00</u>	<u>0.00</u>	<u>0.00</u>
	REPORT TOTALS	<u>9,284,282.88</u>	<u>469,813.49</u>	<u>1,183,072.31CR</u>	<u>8,571,024.06</u>	<u>8,906,052.99</u>

<u>INVESTMENTS</u>			09/30/2012				10/31/2012
	NAME	ACC'T #	BALANCE	INTEREST	DEPOSIT	WITHDRAW	BALANCE
	Road & Bridge Precinct #1	1100	15,003.15	2.11			15,005.26
	Road & Bridge Precinct #2	1200	15,240.43	2.16			15,242.59
	Road & Bridge Precinct #3	1300	23,954.54	3.41			23,957.95
	Road & Bridge Precinct #4	1400	14,552.55	2.04			14,554.59
	General	1500	246,106.26	34.59	2.10		246,142.95
	Historical Commission	1700	3,503.85	0.55			3,504.40
	Child Welfare	1800	4,198.42	0.61			4,199.03
	Brackenridge School	4200	2,124.85	0.31			2,125.16
	Sheriff Forfeiture	4600	5,643.58	0.83			5,644.41
	District Attorney Forfeiture	4700	9,037.89	1.25			9,039.14
	Security Fund	5100	5,000.60	0.64		0.60	5,000.64
	Juvenile Probation Grants	5300	2,082.88	0.31			2,083.19
	Permanent Improvement	5500	1,025.54	0.09			1,025.63
	Abandoned Motor Vehicle	5700	4,122.81	0.61		0.60	4,122.82
	Records Management (Clerk only)	5800	2,600.30	0.31		0.30	2,600.31
	Airport	6000	4,977.95	0.64			4,978.59
	Jail Commissary	6300	275.61				275.61
	Commissary Telephone	6400	4,000.60	0.61		0.60	4,000.61
	Boys Scouts/Camp Mauritz	7100	942.24				942.24
	Moore Seizure	7104	2,466.60	0.31			2,466.91
	DeLeon Seizure	7203	1,863.54	0.31			1,863.85
	Rojas Seizure	7210	10,895.26	1.50			10,896.76
	Ewing Seizure	7213	10,702.30	1.49			10,703.79
	Roman Seizure	7301	5,257.32	0.72			5,258.04
	Barron Seizure	7308	4,964.91	0.64			4,965.55
	Guerrero Seizure	7309	15,288.77	2.18			15,290.95
	Villareal Seizure #2	7319	1,901.94	0.31			1,902.25
	Villareal Seizure #3	7320	1,663.78	0.31			1,664.09
	Bennett Seizure	7321	0.00	0.34	4,610.00		4,610.34
	Binning Heirs Trust Cause #4563	7406	2,222.06	0.31			2,222.37
	Cordele Church & Cemetery	7502	10,432.27	1.49			10,433.76
	Callis Receivership	7504	8,083.39	1.17	135.88		8,220.44
	Pct #4 Equipment Purchase	8800	4,739.29	0.63			4,739.92
	TOTAL IN TEXPOOL		444,875.48	62.78	4,747.98	2.10	449,684.14

<u>INVESTMENTS</u>	NAME	ACC'T #	09/30/2012 BALANCE	INTEREST	DEPOSIT	WITHDRAW	10/31/2012 BALANCE
	AVERAGE INTEREST		0.1572%				0.1657%
	Texas CLASS		503,927.74	90.93			504,018.67
	AVERAGE INTEREST		0.2300%				0.2100%
	Transfer Station Certificate of Deposit	Prosperity	17,618.53				17,618.53
	DPS-Roque Seizure		474,802.94	603.23			475,406.17
	DPS-Rodriguez Seizure		135,880.96	172.64			136,053.60
			1.5100%				1.5100%
	DEPOSITORY BANK ACCOUNT INTEREST			6,376.18			
	Cafeteria (Flexible Spending) Account		5,577.50			510.50	5,067.00

This report is made in accordance with provisions of Government Code 2256 (Section 2256.023), the Public Funds Investment Act.

The investments held in the Jackson County portfolio comply with the Public Funds Investment Act and the County's investment policy and strategies.

This report is true and correct to the best of my knowledge and belief according to the records of this office.

Respectfully Submitted,



Mary Horton, CCT, CIO



EL CAMPO, TX

Pledge Security Listing

October 31, 2012



ID	CUSIP	Description	Safekeeping Location	Safekeeping Receipt	Coupon	Maturity Date	Call Date	Moody	S&P	Fitch	FASB115	Face Amount	Current Par	Current Book Value	Market Value	Gain(Loss)
JACKSON COUNTY																
863	31335HQ30	FHLMC C90474	FHLB	xxx	7.00	08/01/2021		AAA	AA+	AAA	HTM	1,057,687	22,080.43	22,093.68	24,801.31	2,707.63
1115	31400EFU9	FNMA 685179	FHLB	xxx	5.00	03/01/2018		AAA	AA+	AAA	HTM	9,500,000	1,123,732.39	1,125,277.33	1,200,139.00	74,861.67
1176	3128H4SR1	FHLMC E96828	FHLB	xxx	4.50	06/01/2013		AAA	AA+	AAA	HTM	2,113,672	32,545.50	32,546.55	32,931.46	384.91
1189	31371LF53	FNMA 254988	FHLB	x	4.00	11/01/2013		AAA	AA+	AAA	HTM	4,620,668	118,959.98	118,960.14	120,467.87	1,507.73
1194	31283KT40	FHLMC G11471	FHLB	x	4.00	11/01/2013		AAA	AA+	AAA	HTM	12,320,786	285,043.22	285,040.31	288,821.70	3,781.40
2047	3128MBNA1	FHLMC G12885	FHLB	x	5.00	06/01/2021		AAA	AA+	AAA	HTM	8,737,093	2,049,150.30	2,049,032.28	2,218,819.95	169,787.67
2412	3128MBTJ6	FHLMC G13053	FHLB	x	4.50	04/01/2023		AAA	AA+	AAA	HTM	13,200,000	2,809,688.90	2,831,791.18	2,992,318.68	160,527.51
2473	31416XHX1	FNMA AB2045	FHLB	x	3.50	01/01/2021		AAA	AA+	AAA	HTM	3,747,053	2,380,632.97	2,402,228.84	2,524,534.12	122,305.28
2493	31417ADJ5	FNMA AB3704	FHLB	x	3.00	10/01/2021		AAA	AA+	AAA	HTM	8,535,819	6,396,526.12	6,575,928.58	6,747,762.89	171,834.31
2516	3138AXXQ9	FNMA AJ6086	FHLB	x	3.00	12/01/2026		AAA	AA+	AAA	HTM	4,400,000	3,792,589.28	3,878,605.28	3,995,113.55	116,508.27
Total for JACKSON COUNTY												68,232,777	19,010,949.10	19,321,504.15	20,145,710.52	824,206.37

Although the information in this report has been obtained from sources believed to be reliable, its accuracy cannot be guaranteed.

10/31/2012 3:51:02 PM