


MINUTES OF COUNTY FINANCES
TREASURER'S REPORT

IN THE MATTER OF COUNTY
FINANCES IN THE HANDS OF
MARY HORTON, TREASURER
OF JACKSON COUNTY, TEXAS

COMMISSIONERS' COURT JACKSON
COUNTY, TEXAS IN REGULAR
SESSION OCTOBER TERM 2012

IN ACCORDANCE with Section 114.026, Local Government Code, we, the undersigned, constituting the entire Commissioners' Court of said County, certify that on the 22nd day of October 2012, at the Regular term of Court, we compared and examined the monthly report of Mary Horton, Treasurer of Jackson County, Texas, for September 2012, and finding the same correct, entered an order in the Minutes approving said report, which states total cash and other assets on hand as: \$9,284,282.88.




Dennis Simons, County Judge



Wayne Hunt, Commissioner Pct. 1



Wayne Bubela, Commissioner Pct. 2



Johnny E. Belicek, Commissioner Pct. 3




Larry Dayton, Commissioner Pct. 4

SWORN TO AND SUBSCRIBED BEFORE ME, by Dennis Simons, County Judge, and County Commissioners of said Jackson County, each respectively, on this the 22nd day of October A.D., 2012.



Attest: Barbara Williams, County Clerk

FILED FOR RECORD THIS the 22nd day of October A.D., 2012, and recorded on the 22nd day of October A.D., 2012.



Barbara Williams, County Clerk and
Ex-Officio Clerk of the Commissioners'
Court in and for Jackson County, Texas.

By: _____
Deputy

		BEGINNING BALANCE	TOTAL DEBITS	TOTAL CREDITS	ENDING BALANCE	AVERAGE DAILY BALANCE
GENERAL						
10 -000-1020	CHANGE FUND/PETT	141.00	0.00	0.00	141.00	141.00
10 -000-1030	CASH IN BANK	4,795,036.73	1,965,528.81	482,536.10CR	6,278,029.44	4,694,723.34
10 -000-1034	CASH IN BANK -	7,136.94	2,385.46	6,770.94CR	2,751.46	6,743.97
10 -000-1040	CASH IN TEX POOL	246,072.71	33.55	0.00	246,106.26	246,073.83
10 -000-1042	CASH IN TEXAS CL	503,832.89	94.85	0.00	503,927.74	503,836.05
10 -000-1045	CASH IN T BILLS	0.00	0.00	0.00	0.00	0.00
10 -000-1046	CASH IN C.D.'S	17,605.25	13.28	0.00	17,618.53	17,614.10
10 -000-1051	CASH IN ESCROW-L	980.98	0.00	0.00	980.98	980.98
FUND 10 TOTAL		5,570,806.50	1,968,055.95	489,307.04CR	7,049,555.41	5,470,113.27
SALES TAX						
11 -000-1030	CASH IN BANK	1,669,833.68	79,600.07	1,749,433.75CR	0.00	1,658,675.40
11 -000-1040	CASH IN TEX POOL	0.00	0.00	0.00	0.00	0.00
FUND 11 TOTAL		1,669,833.68	79,600.07	1,749,433.75CR	0.00	1,658,675.40
PERMANENT IMPROVEMENT						
12 -000-1030	CASH IN BANK	307,111.33	181.94	22,978.00CR	284,315.27	293,138.86
12 -000-1040	CASH IN TEX POOL	1,025.54	0.00	0.00	1,025.54	1,025.54
FUND 12 TOTAL		308,136.87	181.94	22,978.00CR	285,340.81	294,164.40
COMMISSARY TELEPHONE						
15 -000-1030	CASH IN BANK	30,727.37	4,814.35	5,650.64CR	29,891.08	31,590.24
15 -000-1040	CASH IN TEXPOOL	4,000.36	0.00	0.36CR	4,000.00	4,000.35
FUND 15 TOTAL		34,727.73	4,814.35	5,651.00CR	33,891.08	35,590.59
COURT REPORTER SERVICES						
16 -000-1030	CASH IN BANK	6,924.08	120.00	7,044.08CR	0.00	6,722.78
FUND 16 TOTAL		6,924.08	120.00	7,044.08CR	0.00	6,722.78
DISTRICT ATTORNEY-HOT CHK						
17 -000-1030	CASH IN BANK	18,723.79	3,909.40	1,709.62CR	20,923.57	19,577.04
17 -000-1040	CASH IN TEX POOL	0.00	0.00	0.00	0.00	0.00
FUND 17 TOTAL		18,723.79	3,909.40	1,709.62CR	20,923.57	19,577.04

		BEGINNING BALANCE	TOTAL DEBITS	TOTAL CREDITS	ENDING BALANCE	AVERAGE DAILY BALANCE
ELECTIONS ADMINISTRATION						
18 -000-1030	CASH IN BANK	706.65	0.00	508.33CR	198.32	350.82
	FUND 18 TOTAL	<u>706.65</u>	<u>0.00</u>	<u>508.33CR</u>	<u>198.32</u>	<u>350.82</u>
FORFEITURE-DIST ATTORNEY						
19 -000-1030	CASH IN BANK	70,172.42	43.05	1,411.55CR	68,803.92	69,364.82
19 -000-1040	CASH IN TEXPOOL	9,036.69	1.20	0.00	9,037.89	9,036.73
	FUND 19 TOTAL	<u>79,209.11</u>	<u>44.25</u>	<u>1,411.55CR</u>	<u>77,841.81</u>	<u>78,401.55</u>
CAPITAL MURDER						
20 -000-1030	CASH IN BANK	0.00	0.00	0.00	0.00	0.00
20 -000-1040	CASH IN TEXPOOL	0.00	0.00	0.00	0.00	0.00
	FUND 20 TOTAL	<u>0.00</u>	<u>0.00</u>	<u>0.00</u>	<u>0.00</u>	<u>0.00</u>
FORFEITURE-SHERIFF						
21 -000-1030	CASH IN BANK	42,612.09	363.34	519.46CR	42,455.97	42,423.02
21 -000-1040	CASH IN TEXPOOL	5,642.89	0.69	0.00	5,643.58	5,642.91
	FUND 21 TOTAL	<u>48,254.98</u>	<u>364.03</u>	<u>519.46CR</u>	<u>48,099.55</u>	<u>48,065.93</u>
HEALTH						
22 -000-1020	CHANGE FUND/PETT	0.00	0.00	0.00	0.00	0.00
22 -000-1030	CASH IN BANK	4,043.67	0.00	4,043.67CR	0.00	3,908.88
22 -000-1040	CASH IN TEXPOOL	0.00	0.00	0.00	0.00	0.00
	FUND 22 TOTAL	<u>4,043.67</u>	<u>0.00</u>	<u>4,043.67CR</u>	<u>0.00</u>	<u>3,908.88</u>
TECHNOLOGY FUND						
23 -000-1030	CASH IN BANK	5,424.58	580.00	505.21CR	5,499.37	5,491.20
23 -000-1040	CASH IN TEXPOOL	0.00	0.00	0.00	0.00	0.00
	FUND 23 TOTAL	<u>5,424.58</u>	<u>580.00</u>	<u>505.21CR</u>	<u>5,499.37</u>	<u>5,491.20</u>
JUV PROB DISCRETIONARY						
24 -000-1030	CASH IN BANK	5,458.25	298.00	0.00	5,756.25	5,567.55
	FUND 24 TOTAL	<u>5,458.25</u>	<u>298.00</u>	<u>0.00</u>	<u>5,756.25</u>	<u>5,567.55</u>

		BEGINNING BALANCE	TOTAL DEBITS	TOTAL CREDITS	ENDING BALANCE	AVERAGE DAILY BALANCE
JUVENILE PROBATION GRANTS						
25 -000-1030	CASH IN BANK	37,005.67	17.66	23,920.93CR	13,102.40	28,446.37
25 -000-1040	CASH IN TEXPOOL	2,082.58	0.30	0.00	2,082.88	2,082.59
FUND 25	TOTAL	<u>39,088.25</u>	<u>17.96</u>	<u>23,920.93CR</u>	<u>15,185.28</u>	<u>30,528.96</u>
LAW LIBRARY						
26 -000-1030	CASH IN BANK	7,265.50	557.00	603.63CR	7,218.87	7,292.59
FUND 26	TOTAL	<u>7,265.50</u>	<u>557.00</u>	<u>603.63CR</u>	<u>7,218.87</u>	<u>7,292.59</u>
LEOSE-LAW ENF OFFICERS ED						
27 -000-1030	CASH IN BANK	4,136.13	0.00	0.00	4,136.13	4,136.13
FUND 27	TOTAL	<u>4,136.13</u>	<u>0.00</u>	<u>0.00</u>	<u>4,136.13</u>	<u>4,136.13</u>
LIBRARY-MEMORIAL FUND						
28 -000-1030	CASH IN BANK	55,159.90	152.21	312.03CR	55,000.08	55,123.73
28 -000-1040	CASH IN TEXPOOL	2,124.55	0.30	0.00	2,124.85	2,124.56
FUND 28	TOTAL	<u>57,284.45</u>	<u>152.51</u>	<u>312.03CR</u>	<u>57,124.93</u>	<u>57,248.29</u>
RECORDS MGT- COUNTY CLERK						
29 -000-1030	CASH IN BANK	61,366.99	3,465.00	7,763.28CR	57,068.71	59,986.62
29 -000-1040	CASH IN TEXPOOL	2,600.31	0.30	0.31CR	2,600.30	2,600.31
FUND 29	TOTAL	<u>63,967.30</u>	<u>3,465.30</u>	<u>7,763.59CR</u>	<u>59,669.01</u>	<u>62,586.93</u>
RECORDS MGT - COUNTY						
30 -000-1030	CASH IN BANK	29,659.54	631.45	1,757.44CR	28,533.55	28,609.55
30 -000-1040	CASH IN TEXPOOL	0.00	0.00	0.00	0.00	0.00
FUND 30	TOTAL	<u>29,659.54</u>	<u>631.45</u>	<u>1,757.44CR</u>	<u>28,533.55</u>	<u>28,609.55</u>
RECORDS MGT - DIST CLERK						
31 -000-1030	CASH IN BANK	3,294.79	238.00	1.82CR	3,530.97	3,372.03
31 -000-1040	CASH IN TEXPOOL	0.00	0.00	0.00	0.00	0.00
FUND 31	TOTAL	<u>3,294.79</u>	<u>238.00</u>	<u>1.82CR</u>	<u>3,530.97</u>	<u>3,372.03</u>

		BEGINNING BALANCE	TOTAL DEBITS	TOTAL CREDITS	ENDING BALANCE	AVERAGE DAILY BALANCE
SECURITY FUND						
32 -000-1030	CASH IN BANK	79,251.71	994.39	931.07CR	79,315.03	79,093.45
32 -000-1040	CASH IN TEXPOOL	5,000.62	0.60	0.62CR	5,000.60	5,000.62
FUND 32	TOTAL	<u>84,252.33</u>	<u>994.99</u>	<u>931.69CR</u>	<u>84,315.63</u>	<u>84,094.07</u>
APPELLATE JUDICIAL SYSTEM						
33 -000-1030	CASH IN BANK	0.00	0.00	0.00	0.00	0.00
FUND 33	TOTAL	<u>0.00</u>	<u>0.00</u>	<u>0.00</u>	<u>0.00</u>	<u>0.00</u>
CHILD ABUSE PREVENTION						
34 -000-1030	CASH IN BANK	2,295.19	93.81	0.00	2,389.00	2,342.92
FUND 34	TOTAL	<u>2,295.19</u>	<u>93.81</u>	<u>0.00</u>	<u>2,389.00</u>	<u>2,342.92</u>
CHILD WELFARE						
35 -000-1030	CASH IN BANK	7,802.91	4.84	0.00	7,807.75	7,803.07
35 -000-1040	CASH IN TEXPOOL	4,197.82	0.60	0.00	4,198.42	4,197.84
FUND 35	TOTAL	<u>12,000.73</u>	<u>5.44</u>	<u>0.00</u>	<u>12,006.17</u>	<u>12,000.91</u>
HISTORICAL COMMISSION						
36 -000-1030	CASH IN BANK	31,043.40	19.27	0.00	31,062.67	31,044.04
36 -000-1040	CASH IN TEX POOL	3,503.39	0.46	0.00	3,503.85	3,503.41
FUND 36	TOTAL	<u>34,546.79</u>	<u>19.73</u>	<u>0.00</u>	<u>34,566.52</u>	<u>34,547.45</u>
MEDIATION FUND						
37 -000-1030	CASH IN BANK	1,450.00	0.00	0.00	1,450.00	1,450.00
FUND 37	TOTAL	<u>1,450.00</u>	<u>0.00</u>	<u>0.00</u>	<u>1,450.00</u>	<u>1,450.00</u>
JURY						
38 -000-1030	CASH IN BANK	0.00	0.00	0.00	0.00	0.00
FUND 38	TOTAL	<u>0.00</u>	<u>0.00</u>	<u>0.00</u>	<u>0.00</u>	<u>0.00</u>
HIGHWAY						
40 -000-1030	CASH IN BANK	14,863.42	11,310.20	0.00	26,173.62	21,996.15
FUND 40	TOTAL	<u>14,863.42</u>	<u>11,310.20</u>	<u>0.00</u>	<u>26,173.62</u>	<u>21,996.15</u>

		BEGINNING BALANCE	TOTAL DEBITS	TOTAL CREDITS	ENDING BALANCE	AVERAGE DAILY BALANCE
ROAD & BRIDGE GEN NO. 1						
41 -000-1030	CASH IN BANK	78,087.73	5,393.28	33,821.22CR	49,659.79	67,884.90
41 -000-1040	CASH IN TEX POOL	15,001.22	1.93	0.00	15,003.15	15,001.28
FUND 41	TOTAL	<u>93,088.95</u>	<u>5,395.21</u>	<u>33,821.22CR</u>	<u>64,662.94</u>	<u>82,886.18</u>
ROAD & BRIDGE GEN NO. 2						
42 -000-1030	CASH IN BANK	127,083.45	50.52	85,173.75CR	41,960.22	81,405.82
42 -000-1040	CASH IN TEXPOOL	15,238.47	1.96	0.00	15,240.43	15,238.54
FUND 42	TOTAL	<u>142,321.92</u>	<u>52.48</u>	<u>85,173.75CR</u>	<u>57,200.65</u>	<u>96,644.36</u>
ROAD & BRIDGE GEN NO. 3						
43 -000-1030	CASH IN BANK	66,345.32	28.91	44,991.46CR	21,382.77	46,569.83
43 -000-1040	CASH IN TEX POOL	23,951.45	3.09	0.00	23,954.54	23,951.55
FUND 43	TOTAL	<u>90,296.77</u>	<u>32.00</u>	<u>44,991.46CR</u>	<u>45,337.31</u>	<u>70,521.38</u>
ROAD & BRIDGE GEN NO. 4						
44 -000-1030	CASH IN BANK	214,977.98	146.17	50,894.00CR	164,230.15	193,364.53
44 -000-1040	CASH IN TEX POOL	14,550.67	1.88	0.00	14,552.55	14,550.73
FUND 44	TOTAL	<u>229,528.65</u>	<u>148.05</u>	<u>50,894.00CR</u>	<u>178,782.70</u>	<u>207,915.26</u>
ROAD & BRIDGE LATERAL RD						
45 -000-1030	CASH IN BANK	5,301.15	0.00	5,301.15CR	0.00	1,767.06
FUND 45	TOTAL	<u>5,301.15</u>	<u>0.00</u>	<u>5,301.15CR</u>	<u>0.00</u>	<u>1,767.06</u>
PCT#1 BRIDGE REPLACEMENT						
46 -000-1030	CASH IN BANK	0.00	0.00	0.00	0.00	0.00
46 -000-1040	CASH IN TEX POOL	0.00	0.00	0.00	0.00	0.00
FUND 46	TOTAL	<u>0.00</u>	<u>0.00</u>	<u>0.00</u>	<u>0.00</u>	<u>0.00</u>
PCT#2 BRIDGE REPLACEMENT						
47 -000-1030	CASH IN BANK	0.00	0.00	0.00	0.00	0.00
47 -000-1040	CASH IN TEX POOL	0.00	0.00	0.00	0.00	0.00
FUND 47	TOTAL	<u>0.00</u>	<u>0.00</u>	<u>0.00</u>	<u>0.00</u>	<u>0.00</u>

		BEGINNING BALANCE	TOTAL DEBITS	TOTAL CREDITS	ENDING BALANCE	AVERAGE DAILY BALANCE
PCT#3 BRIDGE REPLACEMENT						
48 -000-1030	CASH IN BANK	0.00	0.00	0.00	0.00	0.00
48 -000-1040	CASH IN TEX POOL	0.00	0.00	0.00	0.00	0.00
FUND 48 TOTAL		0.00	0.00	0.00	0.00	0.00
PCT#4 BRIDGE REPLACEMENT						
49 -000-1030	CASH IN BANK	0.00	0.00	0.00	0.00	0.00
49 -000-1040	CASH IN TEX POOL	0.00	0.00	0.00	0.00	0.00
FUND 49 TOTAL		0.00	0.00	0.00	0.00	0.00
PCT#1 EQUIPMENT REPLACMNT						
50 -000-1030	CASH IN BANK	0.95	0.00	0.00	0.95	0.95
50 -000-1040	CASH IN TEX POOL	0.00	0.00	0.00	0.00	0.00
FUND 50 TOTAL		0.95	0.00	0.00	0.95	0.95
PCT#2 EQUIPMENT REPLACMNT						
51 -000-1030	CASH IN BANK	22,765.56	14.13	0.00	22,779.69	22,766.03
51 -000-1040	CASH IN TEX POOL	0.00	0.00	0.00	0.00	0.00
FUND 51 TOTAL		22,765.56	14.13	0.00	22,779.69	22,766.03
PCT#3 EQUIPMENT REPLACMNT						
52 -000-1030	CASH IN BANK	15,647.64	9.71	0.00	15,657.35	15,647.96
52 -000-1040	CASH IN TEX POOL	0.00	0.00	0.00	0.00	0.00
FUND 52 TOTAL		15,647.64	9.71	0.00	15,657.35	15,647.96
PCT#4 EQUIPMENT REPLACMNT						
53 -000-1030	CASH IN BANK	73,522.72	45.63	0.00	73,568.35	73,524.24
53 -000-1040	CASH IN TEX POOL	4,738.69	0.60	0.00	4,739.29	4,738.71
FUND 53 TOTAL		78,261.41	46.23	0.00	78,307.64	78,262.95
CONSTRUCTION GRANTS						
55 -000-1030	CASH IN BANK	0.00	75,531.00	75,531.00CR	0.00	5,530.15
55 -000-1050	CASH-COMMUNITY A	0.00	193,591.67	193,591.67CR	0.00	12,906.11
FUND 55 TOTAL		0.00	269,122.67	269,122.67CR	0.00	18,436.26

		BEGINNING BALANCE	TOTAL DEBITS	TOTAL CREDITS	ENDING BALANCE	AVERAGE DAILY BALANCE
MAURITZ CAMP FUND						
56 -000-1030	CASH IN BANK	10,354.61	6.43	0.00	10,361.04	10,354.82
56 -000-1040	CASH IN TEXPOOL	942.24	0.00	0.00	942.24	942.24
FUND 56	TOTAL	<u>11,296.85</u>	<u>6.43</u>	<u>0.00</u>	<u>11,303.28</u>	<u>11,297.06</u>
ABANDONED MOTOR VEHICLE						
57 -000-1030	CASH IN BANK	6,783.54	0.00	1,173.00CR	5,610.54	6,001.54
57 -000-1040	CASH IN TEXPOOL	4,122.69	0.60	0.48CR	4,122.81	4,122.69
57 -000-1055	CASH IN BANK - A	1,000.00	3,652.67	0.00	4,652.67	1,121.76
FUND 57	TOTAL	<u>11,906.23</u>	<u>3,653.27</u>	<u>1,173.48CR</u>	<u>14,386.02</u>	<u>11,245.99</u>
RECYCLING GRANT						
58 -000-1030	CASH IN BANK	0.00	0.00	0.00	0.00	0.00
FUND 58	TOTAL	<u>0.00</u>	<u>0.00</u>	<u>0.00</u>	<u>0.00</u>	<u>0.00</u>
TIFB GRANT						
59 -000-1030	CASH IN BANK	0.00	0.00	0.00	0.00	0.00
FUND 59	TOTAL	<u>0.00</u>	<u>0.00</u>	<u>0.00</u>	<u>0.00</u>	<u>0.00</u>
COASTAL IMPCT ASSISTANCE						
72 -000-1030	CASH IN BANK	229.58	221,907.94	212,545.00CR	9,592.52	3,902.68
FUND 72	TOTAL	<u>229.58</u>	<u>221,907.94</u>	<u>212,545.00CR</u>	<u>9,592.52</u>	<u>3,902.68</u>
AIRPORT						
80 -000-1030	CASH IN BANK	42,071.75	1,026.46	0.00	43,098.21	42,639.30
80 -000-1032	CLEARING	0.00	0.00	0.00	0.00	0.00
80 -000-1040	CASH IN TEXPOOL	4,977.35	0.60	0.00	4,977.95	4,977.37
FUND 80	TOTAL	<u>47,049.10</u>	<u>1,027.06</u>	<u>0.00</u>	<u>48,076.16</u>	<u>47,616.67</u>
JAIL COMMISSARY						
81 -000-1030	CASH IN BANK	538.63	1,911.74	21.48CR	2,428.89	1,251.57
81 -000-1040	CASH IN TEXPOOL	275.61	0.60	0.00	276.21	275.63
FUND 81	TOTAL	<u>814.24</u>	<u>1,912.34</u>	<u>21.48CR</u>	<u>2,705.10</u>	<u>1,527.20</u>

	BEGINNING BALANCE	TOTAL DEBITS	TOTAL CREDITS	ENDING BALANCE	AVERAGE DAILY BALANCE
PASSPORT PICTURE FUND					
82 -000-1030 CASH IN BANK	0.00	0.00	0.00	0.00	0.00
FUND 82 TOTAL	<u>0.00</u>	<u>0.00</u>	<u>0.00</u>	<u>0.00</u>	<u>0.00</u>
STATE FEES					
88 -000-1030 CASH IN BANK	52,356.41	23,272.59	13,793.93CR	61,835.07	59,121.76
FUND 88 TOTAL	<u>52,356.41</u>	<u>23,272.59</u>	<u>13,793.93CR</u>	<u>61,835.07</u>	<u>59,121.76</u>
TRUST INVESTMENT					
89 -000-1020 CASH- WILBREEZE	0.00	0.00	0.00	0.00	0.00
89 -000-1030 CASH IN BANK	93.38CR	245.00	151.62CR	0.00	75.88CR
89 -000-1040 CASH IN TEXPOOL	75,580.76	161.38	0.00	75,742.14	75,596.25
89 -000-1061 CASH IN MONEY MA	609,933.98	749.92	0.00	610,683.90	609,958.98
FUND 89 TOTAL	<u>685,421.36</u>	<u>1,156.30</u>	<u>151.62CR</u>	<u>686,426.04</u>	<u>685,479.35</u>
DISTRICT CLERK RESRV ACCT					
90 -000-1030 CASH IN BANK	123,838.51	0.00	15.00CR	123,823.51	123,828.01
90 -000-1040 CASH IN TEXPOOL	0.00	0.00	0.00	0.00	0.00
FUND 90 TOTAL	<u>123,838.51</u>	<u>0.00</u>	<u>15.00CR</u>	<u>123,823.51</u>	<u>123,828.01</u>
CNTYWIDE DRAINAGE DIST					
92 -000-1030 CASH IN BANK	0.00	2,877.92	2,877.82CR	0.10	575.61
92 -000-1040 CASH IN TEXPOOL	0.00	0.00	0.00	0.00	0.00
FUND 92 TOTAL	<u>0.00</u>	<u>2,877.92</u>	<u>2,877.82CR</u>	<u>0.10</u>	<u>575.61</u>
OFFICE FEE ACCOUNT					
93 -000-1030 CASH IN BANK	0.00	0.00	0.00	0.00	0.00
FUND 93 TOTAL	<u>0.00</u>	<u>0.00</u>	<u>0.00</u>	<u>0.00</u>	<u>0.00</u>
OMNIBASE COLLECTION FUND					
94 -000-1030 CASH IN BANK	0.00	0.00	0.00	0.00	0.00
FUND 94 TOTAL	<u>0.00</u>	<u>0.00</u>	<u>0.00</u>	<u>0.00</u>	<u>0.00</u>
REPORT TOTALS	<u>9,716,479.59</u>	<u>2,606,088.71</u>	<u>3,038,285.42CR</u>	<u>9,284,282.88</u>	<u>9,516,278.11</u>

<u>INVESTMENTS</u>			08/31/2012				09/30/2012
NAME	ACC'T #	BALANCE	INTEREST	DEPOSIT	WITHDRAW	BALANCE	
Road & Bridge Precinct #1	1100	15,001.22	1.93			15,003.15	
Road & Bridge Precinct #2	1200	15,238.47	1.96			15,240.43	
Road & Bridge Precinct #3	1300	23,951.45	3.09			23,954.54	
Road & Bridge Precinct #4	1400	14,550.67	1.88			14,552.55	
General	1500	246,072.71	31.78	1.77		246,106.26	
Historical Commission	1700	3,503.39	0.46			3,503.85	
Child Welfare	1800	4,197.82	0.60			4,198.42	
Brackenridge School	4200	2,124.55	0.30			2,124.85	
Sheriff Forfeiture	4600	5,642.89	0.69			5,643.58	
District Attorney Forfeiture	4700	9,036.69	1.20			9,037.89	
Security Fund	5100	5,000.62	0.60		0.62	5,000.60	
Juvenile Probation Grants	5300	2,082.58	0.30			2,082.88	
Permanent Improvement	5500	1,025.54				1,025.54	
Abandoned Motor Vehicle	5700	4,122.69	0.60		0.48	4,122.81	
Records Management (Clerk only)	5800	2,600.31	0.30		0.31	2,600.30	
Airport	6000	4,977.35	0.60			4,977.95	
Jail Commissary	6300	275.61				275.61	
Commissary Telephone	6400	4,000.36	0.60		0.36	4,000.60	
Boys Scouts/Camp Mauritz	7100	942.24				942.24	
Moore Seizure	7104	2,466.30	0.30			2,466.60	
DeLeon Seizure	7203	1,863.24	0.30			1,863.54	
Rojas Seizure	7210	10,893.85	1.41			10,895.26	
Ewing Seizure	7213	10,700.94	1.36			10,702.30	
Roman Seizure	7301	5,256.72	0.60			5,257.32	
Barron Seizure	7308	4,964.31	0.60			4,964.91	
Guerrero Seizure	7309	15,286.81	1.96			15,288.77	
Villareal Seizure #2	7319	1,901.64	0.30			1,901.94	
Villareal Seizure #3	7320	1,663.48	0.30			1,663.78	
Binning Heirs Trust Cause #4563	7406	2,221.76	0.30			2,222.06	
Cordele Church & Cemetery	7502	10,430.94	1.33			10,432.27	
Callis Receivership	7504	7,930.77	1.00	151.62		8,083.39	
Pct #4 Equipment Purchase	8800	4,738.69	0.60			4,739.29	
TOTAL IN TEXPOOL		444,666.61	57.25	153.39	1.77	444,875.48	
AVERAGE INTEREST		0.1313%				0.1572%	

<u>INVESTMENTS</u>	NAME	ACC'T #	08/31/2012 BALANCE	INTEREST	DEPOSIT	WITHDRAW	09/30/2012 BALANCE
Texas CLASS			503,832.89	94.85			503,927.74
AVERAGE INTEREST			0.2400%				0.2300%
Transfer Station Certificate of Deposit	Prosperity		17,605.25	13.28			17,618.53
DPS-Roque Seizure			474,219.88	583.06			474,802.94
DPS-Rodriguez Seizure			135,714.10	166.86			135,880.96
			1.5000%				1.5100%
DEPOSITORY BANK ACCOUNT INTEREST				6,651.66			
Cafeteria (Flexible Spending) Account			6,828.72			1,251.22	5,577.50

This report is made in accordance with provisions of Government Code 2256 (Section 2256.023), the Public Funds Investment Act.

The investments held in the Jackson County portfolio comply with the Public Funds Investment Act and the County's investment policy and strategies.

This report is true and correct to the best of my knowledge and belief according to the records of this office.

Respectfully Submitted,



Mary Horton, CCT, CIO



EL CAMPO, TX

Pledge Security Listing

September 30, 2012



ID	CUSIP	Description	Safekeeping Location	Safekeeping Receipt	Coupon	Maturity Date	Call Date	Moody	S&P	Fitch	FASB115	Face Amount	Current Par	Current Book Value	Market Value	Gain(Loss)
JACKSON COUNTY																
863	31335HQ30	FHLMC C90474	FHLB	xxx	7.00	08/01/2021		AAA	AA+	AAA	HTM	1,057,687	22,540.72	22,554.73	24,773.76	2,219.03
1115	31400EFU9	FNMA 685179	FHLB	xxx	5.00	03/01/2018		AAA	AA+	AAA	HTM	9,500,000	1,165,570.11	1,167,245.02	1,242,842.85	75,597.84
1176	3128H4SR1	FHLMC E96828	FHLB	xxx	4.50	06/01/2013		AAA	AA+	AAA	HTM	2,113,672	38,139.50	38,141.09	38,596.21	455.12
1189	31371LF53	FNMA 254988	FHLB	x	4.00	11/01/2013		AAA	AA+	AAA	HTM	4,620,668	132,839.27	132,839.42	134,470.54	1,631.12
1194	31283KT40	FHLMC G11471	FHLB	x	4.00	11/01/2013		AAA	AA+	AAA	HTM	12,320,786	320,770.79	320,766.83	325,089.34	4,322.51
2047	3128MBNA1	FHLMC G12885	FHLB	x	5.00	06/01/2021		AAA	AA+	AAA	HTM	8,737,093	2,121,994.33	2,121,867.43	2,297,695.46	175,828.03
2412	3128MBTJ6	FHLMC G13053	FHLB	x	4.50	04/01/2023		AAA	AA+	AAA	HTM	13,200,000	2,924,536.82	2,948,452.58	3,139,599.95	191,147.37
2473	31416XHX1	FNMA AB2045	FHLB	x	3.50	01/01/2021		AAA	AA+	AAA	HTM	3,747,053	2,452,464.91	2,475,601.00	2,610,894.14	135,293.15
2493	31417ADJ5	FNMA AB3704	FHLB	x	3.00	10/01/2021		AAA	AA+	AAA	HTM	8,535,819	6,620,162.61	6,812,781.08	7,021,344.47	208,563.39
2516	3138AXXQ9	FNMA AJ6086	FHLB	x	3.00	12/01/2026		AAA	AA+	AAA	HTM	4,400,000	3,869,089.36	3,959,533.78	4,088,128.18	128,594.40
Total for JACKSON COUNTY												68,232,777	19,668,108.41	19,999,782.95	20,923,434.91	923,651.96

Although the information in this report has been obtained from sources believed to be reliable, its accuracy cannot be guaranteed.

9/28/2012 11:35:21 AM