

**MINUTES OF COUNTY FINANCES**

**TREASURER'S REPORT**


IN THE MATTER OF COUNTY  
FINANCES IN THE HANDS OF  
MARY HORTON, TREASURER  
OF JACKSON COUNTY, TEXAS

COMMISSIONERS' COURT JACKSON  
COUNTY, TEXAS IN REGULAR  
SESSION SEPTEMBER TERM 2012


IN ACCORDANCE with Section 114.026, Local Government Code, we, the undersigned, constituting the entire Commissioners' Court of said County, certify that on the 24th day of September 2012, at the Regular term of Court, we compared and examined the monthly report of Mary Horton, Treasurer of Jackson County, Texas, for August 2012, and finding the same correct, entered an order in the Minutes approving said report, which states total cash and other assets on hand as: \$9,716,479.59.




Dennis Simons, County Judge

  
Wayne Hunt, Commissioner Pct. 1  
Wayne Bubela, Commissioner Pct. 2  
Johnny E. Belicek, Commissioner Pct. 3  
Larry Deyton, Commissioner Pct. 4

SWORN TO AND SUBSCRIBED BEFORE ME, by Dennis Simons, County Judge, and County Commissioners of said Jackson County, each respectively, on this the 24th day of September A.D., 2012.

  
Attest: Barbara Williams, County Clerk

FILED FOR RECORD THIS the 24th day of September A.D., 2012, and recorded on the 24th day of September A.D., 2012.

  
Barbara Williams, County Clerk and  
Ex-Officio Clerk of the Commissioners'  
Court in and for Jackson County, Texas.

By: \_\_\_\_\_  
Deputy

	BEGINNING BALANCE	TOTAL DEBITS	TOTAL CREDITS	ENDING BALANCE	AVERAGE DAILY BALANCE
<b>GENERAL.</b>					
10 -000-1020	141.00	0.00	0.00	141.00	141.00
10 -000-1030	5,116,534.66	156,175.50	477,673.43CR	4,795,036.73	4,978,381.10
10 -000-1034	2,905.35	4,231.59	0.00	7,136.94	4,577.55
10 -000-1040	246,043.51	29.20	0.00	246,072.71	246,046.14
10 -000-1042	503,731.96	100.93	0.00	503,832.89	503,735.22
10 -000-1045	0.00	0.00	0.00	0.00	0.00
10 -000-1046	17,605.25	0.00	0.00	17,605.25	17,605.25
10 -000-1051	980.98	0.00	0.00	980.98	980.98
<b>FUND 10 TOTAL</b>	<b>5,887,942.71</b>	<b>160,537.22</b>	<b>477,673.43CR</b>	<b>5,570,806.50</b>	<b>5,751,467.24</b>
<b>SALES TAX</b>					
11 -000-1030	1,557,660.00	112,173.68	0.00	1,669,833.68	1,642,331.72
11 -000-1040	4,786.21	0.30	4,786.51CR	0.00	2,480.81
<b>FUND 11 TOTAL</b>	<b>1,562,446.21</b>	<b>112,173.98</b>	<b>4,786.51CR</b>	<b>1,669,833.68</b>	<b>1,644,812.53</b>
<b>PERMANENT IMPROVEMENT</b>					
12 -000-1030	316,925.38	196.95	10,011.00CR	307,111.33	310,795.96
12 -000-1040	1,025.54	0.00	0.00	1,025.54	1,025.54
<b>FUND 12 TOTAL</b>	<b>317,950.92</b>	<b>196.95</b>	<b>10,011.00CR</b>	<b>308,136.87</b>	<b>311,821.50</b>
<b>COMMISSARY TELEPHONE</b>					
15 -000-1030	84,972.52	2,327.13	56,572.28CR	30,727.37	51,915.06
15 -000-1040	4,000.42	0.36	0.42CR	4,000.36	4,000.01
<b>FUND 15 TOTAL</b>	<b>88,972.94</b>	<b>2,327.49</b>	<b>56,572.70CR</b>	<b>34,727.73</b>	<b>55,915.07</b>
<b>COURT REPORTER SERVICES</b>					
16 -000-1030	6,744.08	180.00	0.00	6,924.08	6,810.85
<b>FUND 16 TOTAL</b>	<b>6,744.08</b>	<b>180.00</b>	<b>0.00</b>	<b>6,924.08</b>	<b>6,810.85</b>
<b>DISTRICT ATTORNEY-HOT CHK</b>					
17 -000-1030	23,293.52	4,307.81	8,877.54CR	18,723.79	23,956.15
17 -000-1040	0.00	0.00	0.00	0.00	0.00
<b>FUND 17 TOTAL</b>	<b>23,293.52</b>	<b>4,307.81</b>	<b>8,877.54CR</b>	<b>18,723.79</b>	<b>23,956.15</b>

	BEGINNING BALANCE	TOTAL DEBITS	TOTAL CREDITS	ENDING BALANCE	AVERAGE DAILY BALANCE
ELECTIONS ADMINISTRATION 18 -000-1030 CASH IN BANK	223.95	482.70	0.00	706.65	311.77
FUND 18 TOTAL	223.95	482.70	0.00	706.65	311.77
FORFEITURE-DIST ATTORNEY 19 -000-1030 CASH IN BANK	73,161.74	45.75	3,035.07CR	70,172.42	72,197.20
19 -000-1040 CASH IN TEXPOOL	9,035.74	0.95	0.00	9,036.69	9,035.77
FUND 19 TOTAL	82,197.48	46.70	3,035.07CR	79,209.11	81,232.97
CAPITAL MURDER 20 -000-1030 CASH IN BANK	0.00	0.00	0.00	0.00	0.00
20 -000-1040 CASH IN TEXPOOL	0.00	0.00	0.00	0.00	0.00
FUND 20 TOTAL	0.00	0.00	0.00	0.00	0.00
FORFEITURE-SHERIFF 21 -000-1030 CASH IN BANK	42,885.16	27.10	300.17CR	42,612.09	42,760.25
21 -000-1040 CASH IN TEXPOOL	5,642.27	0.62	0.00	5,642.89	5,642.29
FUND 21 TOTAL	48,527.43	27.72	300.17CR	48,254.98	48,402.54
HEALTH 22 -000-1020 CHANGE FUND/PETT	0.00	0.00	0.00	0.00	0.00
22 -000-1030 CASH IN BANK	5,943.67	100.00	2,000.00CR	4,043.67	5,669.48
22 -000-1040 CASH IN TEXPOOL	0.00	0.00	0.00	0.00	0.00
FUND 22 TOTAL	5,943.67	100.00	2,000.00CR	4,043.67	5,669.48
TECHNOLOGY FUND 23 -000-1030 CASH IN BANK	5,453.66	626.13	655.21CR	5,424.58	5,484.00
23 -000-1040 CASH IN TEXPOOL	0.00	0.00	0.00	0.00	0.00
FUND 23 TOTAL	5,453.66	626.13	655.21CR	5,424.58	5,484.00
JUV PROB DISCRETIONARY 24 -000-1030 CASH IN BANK	4,804.75	2,253.50	1,600.00CR	5,458.25	4,221.73
FUND 24 TOTAL	4,804.75	2,253.50	1,600.00CR	5,458.25	4,221.73

	BEGINNING BALANCE	TOTAL DEBITS	TOTAL CREDITS	ENDING BALANCE	AVERAGE DAILY BALANCE
JUVENILE PROBATION GRANTS					
25 -000-1030 CASH IN BANK	52,801.41	29.74	15,825.48CR	37,005.67	46,932.82
25 -000-1040 CASH IN TEXPOOL	2,082.27	0.31	0.00	2,082.58	2,082.28
FUND 25 TOTAL	54,883.68	30.05	15,825.48CR	39,088.25	49,015.10
LAW LIBRARY					
26 -000-1030 CASH IN BANK	8,853.52	808.00	2,396.02CR	7,265.50	8,769.52
FUND 26 TOTAL	8,853.52	808.00	2,396.02CR	7,265.50	8,769.52
LEOSE-LAW ENF OFFICERS ED					
27 -000-1030 CASH IN BANK	4,136.13	0.00	0.00	4,136.13	4,136.13
FUND 27 TOTAL	4,136.13	0.00	0.00	4,136.13	4,136.13
LIBRARY-MEMORIAL FUND					
28 -000-1030 CASH IN BANK	55,489.64	250.18	579.92CR	55,159.90	55,519.70
28 -000-1040 CASH IN TEXPOOL	2,124.24	0.31	0.00	2,124.55	2,124.25
FUND 28 TOTAL	57,613.88	250.49	579.92CR	57,284.45	57,643.95
RECORDS MGT- COUNTY CLERK					
29 -000-1030 CASH IN BANK	63,305.48	2,765.00	4,703.49CR	61,366.99	62,125.87
29 -000-1040 CASH IN TEXPOOL	2,600.31	0.31	0.31CR	2,600.31	2,600.01
FUND 29 TOTAL	65,905.79	2,765.31	4,703.80CR	63,967.30	64,725.88
RECORDS MGT - COUNTY					
30 -000-1030 CASH IN BANK	30,126.97	684.57	1,152.00CR	29,659.54	29,684.26
30 -000-1040 CASH IN TEXPOOL	0.00	0.00	0.00	0.00	0.00
FUND 30 TOTAL	30,126.97	684.57	1,152.00CR	29,659.54	29,684.26
RECORDS MGT - DIST CLERK					
31 -000-1030 CASH IN BANK	3,446.47	289.14	440.82CR	3,294.79	3,421.90
31 -000-1040 CASH IN TEXPOOL	0.00	0.00	0.00	0.00	0.00
FUND 31 TOTAL	3,446.47	289.14	440.82CR	3,294.79	3,421.90

	BEGINNING BALANCE	TOTAL DEBITS	TOTAL CREDITS	ENDING BALANCE	AVERAGE DAILY BALANCE
SECURITY FUND					
32 -000-1030	80,756.20	993.28	2,497.77CR	79,251.71	80,034.53
32 -000-1040	5,000.57	0.62	0.57CR	5,000.62	5,000.02
FUND 32 TOTAL	85,756.77	993.90	2,498.34CR	84,252.33	85,034.55
APPELLATE JUDICIAL SYSTEM					
33 -000-1030	0.00	0.00	0.00	0.00	0.00
FUND 33 TOTAL	0.00	0.00	0.00	0.00	0.00
CHILD ABUSE PREVENTION					
34 -000-1030	2,220.19	75.00	0.00	2,295.19	2,249.71
FUND 34 TOTAL	2,220.19	75.00	0.00	2,295.19	2,249.71
CHILD WELFARE					
35 -000-1030	7,797.97	4.94	0.00	7,802.91	7,798.13
35 -000-1040	4,197.31	0.51	0.00	4,197.82	4,197.33
FUND 35 TOTAL	11,995.28	5.45	0.00	12,000.73	11,995.46
HISTORICAL COMMISSION					
36 -000-1030	30,858.81	184.59	0.00	31,043.40	30,907.35
36 -000-1040	3,503.08	0.31	0.00	3,503.39	3,503.09
FUND 36 TOTAL	34,361.89	184.90	0.00	34,546.79	34,410.44
MEDIATION FUND					
37 -000-1030	1,450.00	0.00	0.00	1,450.00	1,450.00
FUND 37 TOTAL	1,450.00	0.00	0.00	1,450.00	1,450.00
JURY					
38 -000-1030	0.00	0.00	0.00	0.00	0.00
FUND 38 TOTAL	0.00	0.00	0.00	0.00	0.00
HIGHWAY					
40 -000-1030	4,106.12	10,757.30	0.00	14,863.42	9,897.33
FUND 40 TOTAL	4,106.12	10,757.30	0.00	14,863.42	9,897.33

	BEGINNING BALANCE	TOTAL DEBITS	TOTAL CREDITS	ENDING BALANCE	AVERAGE DAILY BALANCE
<b>ROAD &amp; BRIDGE GEN NO. 1</b>					
41 -000-1030 CASH IN BANK	111,191.34	1,563.45	34,667.06CR	78,087.73	100,123.84
41 -000-1040 CASH IN TEX POOL	14,999.50	1.72	0.00	15,001.22	14,999.56
<b>FUND 41 TOTAL</b>	<b>126,190.84</b>	<b>1,565.17</b>	<b>34,667.06CR</b>	<b>93,088.95</b>	<b>115,123.40</b>
<b>ROAD &amp; BRIDGE GEN NO. 2</b>					
42 -000-1030 CASH IN BANK	190,509.93	103.32	63,529.80CR	127,083.45	163,047.65
42 -000-1040 CASH IN TEXPOOL	15,236.74	1.73	0.00	15,238.47	15,236.80
<b>FUND 42 TOTAL</b>	<b>205,746.67</b>	<b>105.05</b>	<b>63,529.80CR</b>	<b>142,321.92</b>	<b>178,284.45</b>
<b>ROAD &amp; BRIDGE GEN NO. 3</b>					
43 -000-1030 CASH IN BANK	96,387.43	604.63	30,646.74CR	66,345.32	84,465.33
43 -000-1040 CASH IN TEX POOL	23,948.76	2.69	0.00	23,951.45	23,948.85
<b>FUND 43 TOTAL</b>	<b>120,336.19</b>	<b>607.32</b>	<b>30,646.74CR</b>	<b>90,296.77</b>	<b>108,414.18</b>
<b>ROAD &amp; BRIDGE GEN NO. 4</b>					
44 -000-1030 CASH IN BANK	290,606.80	1,363.31	76,992.13CR	214,977.98	259,428.14
44 -000-1040 CASH IN TEX POOL	14,549.09	1.58	0.00	14,550.67	14,549.14
<b>FUND 44 TOTAL</b>	<b>305,155.89</b>	<b>1,364.89</b>	<b>76,992.13CR</b>	<b>229,528.65</b>	<b>273,977.28</b>
<b>ROAD &amp; BRIDGE LATERAL RD</b>					
45 -000-1030 CASH IN BANK	6,266.25	0.00	965.10CR	5,301.15	6,110.59
<b>FUND 45 TOTAL</b>	<b>6,266.25</b>	<b>0.00</b>	<b>965.10CR</b>	<b>5,301.15</b>	<b>6,110.59</b>
<b>PCT#1 BRIDGE REPLACEMENT</b>					
46 -000-1030 CASH IN BANK	0.00	0.00	0.00	0.00	0.00
46 -000-1040 CASH IN TEX POOL	0.00	0.00	0.00	0.00	0.00
<b>FUND 46 TOTAL</b>	<b>0.00</b>	<b>0.00</b>	<b>0.00</b>	<b>0.00</b>	<b>0.00</b>
<b>PCT#2 BRIDGE REPLACEMENT</b>					
47 -000-1030 CASH IN BANK	0.00	0.00	0.00	0.00	0.00
47 -000-1040 CASH IN TEX POOL	0.00	0.00	0.00	0.00	0.00
<b>FUND 47 TOTAL</b>	<b>0.00</b>	<b>0.00</b>	<b>0.00</b>	<b>0.00</b>	<b>0.00</b>

	BEGINNING BALANCE	TOTAL DEBITS	TOTAL CREDITS	ENDING BALANCE	AVERAGE DAILY BALANCE
PCT#3 BRIDGE REPLACEMENT					
48 -000-1030 CASH IN BANK	0.00	0.00	0.00	0.00	0.00
48 -000-1040 CASH IN TEX POOL	0.00	0.00	0.00	0.00	0.00
<b>FUND 48 TOTAL</b>	<b>0.00</b>	<b>0.00</b>	<b>0.00</b>	<b>0.00</b>	<b>0.00</b>
PCT#4 BRIDGE REPLACEMENT					
49 -000-1030 CASH IN BANK	0.00	0.00	0.00	0.00	0.00
49 -000-1040 CASH IN TEX POOL	0.00	0.00	0.00	0.00	0.00
<b>FUND 49 TOTAL</b>	<b>0.00</b>	<b>0.00</b>	<b>0.00</b>	<b>0.00</b>	<b>0.00</b>
PCT#1 EQUIPMENT REPLACMNT					
50 -000-1030 CASH IN BANK	0.95	0.00	0.00	0.95	0.95
50 -000-1040 CASH IN TEX POOL	0.00	0.00	0.00	0.00	0.00
<b>FUND 50 TOTAL</b>	<b>0.95</b>	<b>0.00</b>	<b>0.00</b>	<b>0.95</b>	<b>0.95</b>
PCT#2 EQUIPMENT REPLACMNT					
51 -000-1030 CASH IN BANK	22,751.14	14.42	0.00	22,765.56	22,751.61
51 -000-1040 CASH IN TEX POOL	0.00	0.00	0.00	0.00	0.00
<b>FUND 51 TOTAL</b>	<b>22,751.14</b>	<b>14.42</b>	<b>0.00</b>	<b>22,765.56</b>	<b>22,751.61</b>
PCT#3 EQUIPMENT REPLACMNT					
52 -000-1030 CASH IN BANK	15,637.73	9.91	0.00	15,647.64	15,638.05
52 -000-1040 CASH IN TEX POOL	0.00	0.00	0.00	0.00	0.00
<b>FUND 52 TOTAL</b>	<b>15,637.73</b>	<b>9.91</b>	<b>0.00</b>	<b>15,647.64</b>	<b>15,638.05</b>
PCT#4 EQUIPMENT REPLACMNT					
53 -000-1030 CASH IN BANK	73,476.16	46.56	0.00	73,522.72	73,477.66
53 -000-1040 CASH IN TEX POOL	4,738.09	0.60	0.00	4,738.69	4,738.11
<b>FUND 53 TOTAL</b>	<b>78,214.25</b>	<b>47.16</b>	<b>0.00</b>	<b>78,261.41</b>	<b>78,215.77</b>
CONSTRUCTION GRANTS					
55 -000-1030 CASH IN BANK	0.00	370,328.25	370,328.25CR	0.00	56,204.06
55 -000-1050 CASH-COMMUNITY A	0.00	0.00	0.00	0.00	0.00
<b>FUND 55 TOTAL</b>	<b>0.00</b>	<b>370,328.25</b>	<b>370,328.25CR</b>	<b>0.00</b>	<b>56,204.06</b>

	BEGINNING BALANCE	TOTAL DEBITS	TOTAL CREDITS	ENDING BALANCE	AVERAGE DAILY BALANCE
MAURITZ CAMP FUND					
56 -000-1030 CASH IN BANK	10,348.05	6.56	0.00	10,354.61	10,348.26
56 -000-1040 CASH IN TEXPOOL	942.24	0.00	0.00	942.24	942.24
FUND 56 TOTAL	11,290.29	6.56	0.00	11,296.85	11,290.50
ABANDONED MOTOR VEHICLE					
57 -000-1030 CASH IN BANK	7,391.42	0.00	607.88CR	6,783.54	7,156.12
57 -000-1040 CASH IN TEXPOOL	4,122.65	0.48	0.44CR	4,122.69	4,122.23
57 -000-1055 CASH IN BANK - A	1,000.00	0.00	0.00	1,000.00	1,000.00
FUND 57 TOTAL	12,514.07	0.48	608.32CR	11,906.23	12,278.35
RECYCLING GRANT					
58 -000-1030 CASH IN BANK	0.00	0.00	0.00	0.00	0.00
FUND 58 TOTAL	0.00	0.00	0.00	0.00	0.00
TIFB GRANT					
59 -000-1030 CASH IN BANK	0.00	0.00	0.00	0.00	0.00
FUND 59 TOTAL	0.00	0.00	0.00	0.00	0.00
COASTAL IMPCT ASSISTANCE					
72 -000-1030 CASH IN BANK	1,634.58	1,000.00	2,405.00CR	229.58	225.06
FUND 72 TOTAL	1,634.58	1,000.00	2,405.00CR	229.58	225.06
AIRPORT					
80 -000-1030 CASH IN BANK	47,918.67	28.08	5,875.00CR	42,071.75	44,318.77
80 -000-1032 CLEARING	0.00	0.00	0.00	0.00	0.00
80 -000-1040 CASH IN TEXPOOL	4,976.73	0.62	0.00	4,977.35	4,976.75
FUND 80 TOTAL	52,895.40	28.70	5,875.00CR	47,049.10	49,295.52
JAIL COMMISSARY					
81 -000-1030 CASH IN BANK	543.29	0.34	5.00CR	538.63	542.49
81 -000-1040 CASH IN TEXPOOL	275.61	0.00	0.00	275.61	275.61
FUND 81 TOTAL	818.90	0.34	5.00CR	814.24	818.10



	BEGINNING BALANCE	TOTAL DEBITS	TOTAL CREDITS	ENDING BALANCE	AVERAGE DAILY BALANCE
PASSPORT PICTURE FUND					
82 -000-1030 CASH IN BANK	0.00	0.00	0.00	0.00	0.00
FUND 82 TOTAL	0.00	0.00	0.00	0.00	0.00
STATE FEES					
88 -000-1030 CASH IN BANK	32,828.23	26,686.33	7,158.15CR	52,356.41	42,639.41
FUND 88 TOTAL	32,828.23	26,686.33	7,158.15CR	52,356.41	42,639.41
TRUST INVESTMENT					
89 -000-1020 CASH- WILBREZE	0.00	0.00	0.00	0.00	0.00
89 -000-1030 CASH IN BANK	93.38CR	150.95	150.95CR	93.38CR	88.51CR
89 -000-1040 CASH IN TEXPOOL	75,420.76	160.00	0.00	75,580.76	75,440.53
89 -000-1061 CASH IN MONEY MA	609,160.05	773.93	0.00	609,933.98	609,185.02
FUND 89 TOTAL	684,487.43	1,084.88	150.95CR	685,421.36	684,537.04
DISTRICT CLERK RESRV ACCT					
90 -000-1030 CASH IN BANK	123,838.51	8,416.00	8,416.00CR	123,838.51	124,647.99
90 -000-1040 CASH IN TEXPOOL	0.00	0.00	0.00	0.00	0.00
FUND 90 TOTAL	123,838.51	8,416.00	8,416.00CR	123,838.51	124,647.99
CNTYWIDE DRAINAGE DIST					
92 -000-1030 CASH IN BANK	0.00	6,437.40	6,437.40CR	0.00	2,076.58
92 -000-1040 CASH IN TEXPOOL	0.00	0.00	0.00	0.00	0.00
FUND 92 TOTAL	0.00	6,437.40	6,437.40CR	0.00	2,076.58
OFFICE FEE ACCOUNT					
93 -000-1030 CASH IN BANK	0.00	0.00	0.00	0.00	0.00
FUND 93 TOTAL	0.00	0.00	0.00	0.00	0.00
OMNIBASE COLLECTION FUND					
94 -000-1030 CASH IN BANK	0.00	0.00	0.00	0.00	0.00
FUND 94 TOTAL	0.00	0.00	0.00	0.00	0.00
REPORT TOTALS	10,199,965.33	717,807.17	1,201,292.91CR	9,716,479.59	10,085,068.95

<u>INVESTMENTS</u>	ACC'T #	07/31/2012 BALANCE	INTEREST	DEPOSIT	WITHDRAW	08/31/2012 BALANCE
Road & Bridge Precinct #1	1100	14,999.50	1.72			15,001.22
Road & Bridge Precinct #2	1200	15,236.74	1.73			15,238.47
Road & Bridge Precinct #3	1300	23,948.76	2.69			23,951.45
Road & Bridge Precinct #4	1400	14,549.09	1.58			14,550.67
General	1500	246,043.51	27.46	1.74		246,072.71
Historical Commission	1700	3,503.08	0.31			3,503.39
Child Welfare	1800	4,197.31	0.51			4,197.82
Sales Tax	2500	4,786.21	0.30		4,786.51	0.00
Brackenridge School	4200	2,124.24	0.31			2,124.55
Sheriff Forfeiture	4600	5,642.27	0.62			5,642.89
District Attorney Forfeiture	4700	9,035.74	0.95			9,036.69
Security Fund	5100	5,000.57	0.62		0.57	5,000.62
Juvenile Probation Grants	5300	2,082.27	0.31			2,082.58
Permanent Improvement	5500	1,025.54				1,025.54
Abandoned Motor Vehicle	5700	4,122.65	0.48		0.44	4,122.69
Records Management (Clerk only)	5800	2,600.31	0.31		0.31	2,600.31
Airport	6000	4,976.73	0.62			4,977.35
Jail Commissary	6300	275.61				275.61
Commissary Telephone	6400	4,000.42	0.36		0.42	4,000.36
Boys Scouts/Camp Mauritz	7100	942.24				942.24
Moore Seizure	7104	2,465.99	0.31			2,466.30
DeLeon Seizure	7203	1,862.93	0.31			1,863.24
Rojas Seizure	7210	10,892.64	1.21			10,893.85
Ewing Seizure	7213	10,699.73	1.21			10,700.94
Roman Seizure	7301	5,256.10	0.62			5,256.72
Barron Seizure	7308	4,963.69	0.62			4,964.31
Guerrero Seizure	7309	15,285.07	1.74			15,286.81
Villareal Seizure #2	7319	1,901.33	0.31			1,901.64
Villareal Seizure #3	7320	1,663.17	0.31			1,663.48
Binning Heirs Trust Cause #4563	7406	2,221.45	0.31			2,221.76
Cordele Church & Cemetery	7502	10,429.74	1.20			10,430.94
Callis Receivership	7504	7,778.92	0.90	150.95		7,930.77
Pct #4 Equipment Purchase	8800	4,738.09	0.60			4,738.69
<b>TOTAL IN TEXPOOL</b>		<b>449,251.64</b>	<b>50.53</b>	<b>152.69</b>	<b>4,788.25</b>	<b>444,666.61</b>

<u>INVESTMENTS</u>	NAME	ACC'T #	07/31/2012 BALANCE	INTEREST	DEPOSIT	WITHDRAW	08/31/2012 BALANCE
AVERAGE INTEREST			0.1316%				0.1313%
<b>Texas CLASS</b>			<b>503,731.96</b>	<b>100.93</b>			<b>503,832.89</b>
AVERAGE INTEREST			0.2400%				0.2400%
<b>Transfer Station Certificate of Deposit</b>	<b>Prosperity</b>		<b>17,605.25</b>				<b>17,605.25</b>
<b>DPS-Roque Seizure</b>			<b>473,618.15</b>	<b>601.73</b>			<b>474,219.88</b>
<b>DPS-Rodriguez Seizure</b>			<b>135,541.90</b>	<b>172.20</b>			<b>135,714.10</b>
			1.5000%				1.5000%
<b>DEPOSITORY BANK ACCOUNT INTEREST</b>				<b>7,274.87</b>			
<b>Cafeteria (Flexible Spending) Account</b>			<b>10,631.08</b>			<b>3,802.36</b>	<b>6,828.72</b>

This report is made in accordance with provisions of Government Code 2256 (Section 2256.023), the Public Funds Investment Act.

The investments held in the Jackson County portfolio comply with the Public Funds Investment Act and the County's investment policy and strategies.

This report is true and correct to the best of my knowledge and belief according to the records of this office.

Respectfully Submitted,



Mary Horton, CCT, CIO



EL CAMPO, TX

# Pledge Security Listing

August 31, 2012



ID	CUSIP	Description	Safekeeping Location	Safekeeping Receipt	Coupon	Maturity Date	Call Date	Moody	S&P	Fitch	FASB115	Face Amount	Current Par	Current Book Value	Market Value	Gain(Loss)
<b>JACKSON COUNTY</b>																
863	3133HQ30	FHLMC C90474	FHLB	xxx	7.00	08/01/2021		AAA	AA+	AAA	HTM	1,057,687	23,127.47	23,142.42	25,100.53	1,958.12
1115	31400EFU9	FNMA 685179	FHLB	xxx	5.00	03/01/2018		AAA	AA+	AAA	HTM	9,500,000	1,202,469.44	1,204,273.82	1,285,391.10	81,117.29
1176	3128H4SR1	FHLMC E96828	FHLB	xxx	4.50	06/01/2013		AAA	AA+	AAA	HTM	2,113,672	44,058.63	44,061.00	44,643.26	582.26
1189	31371LF53	FNMA 254988	FHLB	x	4.00	11/01/2013		AAA	AA+	AAA	HTM	4,620,668	148,914.76	148,914.91	150,755.39	1,840.49
1194	31283KT40	FHLMC G11471	FHLB	x	4.00	11/01/2013		AAA	AA+	AAA	HTM	12,320,786	358,907.69	358,902.35	364,094.17	5,191.82
2047	3128MBNA1	FHLMC G12885	FHLB	x	5.00	06/01/2021		AAA	AA+	AAA	HTM	8,737,093	2,199,098.22	2,198,961.74	2,381,183.55	182,221.81
2412	3128MBTJ6	FHLMC G13053	FHLB	x	4.50	04/01/2023		AAA	AA+	AAA	HTM	13,200,000	3,087,264.71	3,113,495.65	3,311,824.62	198,328.98
2473	3141GXHX1	FNMA AB2045	FHLB	x	3.50	01/01/2021		AAA	AA+	AAA	HTM	3,747,053	2,558,755.12	2,583,821.99	2,723,283.10	139,461.11
2493	31417ADJ5	FNMA AB3704	FHLB	x	3.00	10/01/2021		AAA	AA+	AAA	HTM	8,535,819	6,931,508.23	7,139,957.39	7,306,502.83	166,545.44
2516	3138XXQ9	FNMA AJ6086	FHLB	x	3.00	12/01/2026		AAA	AA+	AAA	HTM	4,400,000	3,992,326.36	4,088,373.76	4,176,821.74	88,447.98
<b>Total for JACKSON COUNTY</b>												<b>68,232,777</b>	<b>20,546,430.61</b>	<b>20,903,905.01</b>	<b>21,769,600.30</b>	<b>865,695.29</b>

Although the information in this report has been obtained from sources believed to be reliable, its accuracy cannot be guaranteed.