


MINUTES OF COUNTY FINANCES

TREASURER'S REPORT



IN THE MATTER OF COUNTY
FINANCES IN THE HANDS OF
MARY HORTON, TREASURER
OF JACKSON COUNTY, TEXAS

COMMISSIONERS' COURT JACKSON
COUNTY, TEXAS IN REGULAR
SESSION SEPTEMBER TERM 2013


IN ACCORDANCE with Section 114.026, Local Government Code, we, the undersigned, constituting the entire Commissioners' Court of said County, certify that on the 9th day of September 2013, at the Regular term of Court, we compared and examined the *corrected* monthly report of Mary Horton, Treasurer of Jackson County, Texas, for July 2013, and finding the same correct, entered an order in the Minutes approving said report, which states total cash and other assets on hand as: \$10,551,452.02.




Dennis Simons, County Judge


Wayne Hunt, Commissioner Pct. 1
Wayne Babela, Commissioner Pct. 2
Johnny E. Belicek, Commissioner Pct. 3
Larry Deyton, Commissioner Pct. 4

SWORN TO AND SUBSCRIBED BEFORE ME, by Dennis Simons, County Judge, and County Commissioners of said Jackson County, each respectively, on this the 9th day of September A.D., 2013.


Attest: Barbara Williams, County Clerk

FILED FOR RECORD THIS the 9th day of September A.D., 2013, and recorded on the 9th day of September A.D., 2013.


Barbara Williams, County Clerk and
Ex-Officio Clerk of the Commissioners'
Court in and for Jackson County, Texas.

By: _____
Deputy

		BEGINNING BALANCE	TOTAL DEBITS	TOTAL CREDITS	ENDING BALANCE	AVERAGE DAILY BALANCE
GENERAL						
10	-000-1020	CHANGE FUND/PETT	141.00	0.00	0.00	141.00
10	-000-1030	CASH IN BANK	25,630.91	536,412.42	532,851.76CR	29,191.57
10	-000-1034	CASH IN BANK -	3,387.84	1,802.19	3,040.84CR	2,149.19
10	-000-1040	CASH IN TEX POOL	246,326.25	12.00	0.00	246,338.25
10	-000-1042	CASH IN TEXAS CL	504,603.51	59.87	0.00	504,663.38
10	-000-1045	CASH IN T BILLS	0.00	0.00	0.00	0.00
10	-000-1046	CASH IN C.D.'S	17,658.04	0.00	0.00	17,658.04
10	-000-1051	CASH IN ESCROW-L	980.98	0.00	980.98CR	0.00
10	-000-1060	CASH IN MONEY MA	7,359,291.58	2,482.39	270,000.00CR	7,091,773.97
	FUND 10	TOTAL	8,158,020.11	540,768.87	806,873.58CR	7,891,915.40
PERMANENT IMPROVEMENT						
12	-000-1030	CASH IN BANK	286,141.62	1,025.64	0.00	287,167.26
12	-000-1040	CASH IN TEX POOL	1,025.64	0.00	1,025.64CR	0.00
	FUND 12	TOTAL	287,167.26	1,025.64	1,025.64CR	287,167.26
COMMISSARY TELEPHONE						
15	-000-1030	CASH IN BANK	46,674.15	9,418.90	299.84CR	55,793.21
15	-000-1040	CASH IN TEXPOOL	4,000.00	0.30	4,000.30CR	0.00
	FUND 15	TOTAL	50,674.15	9,419.20	4,300.14CR	55,793.21
DISTRICT ATTORNEY-HOT CHK						
17	-000-1030	CASH IN BANK	12,966.57	9,834.81	0.00	22,801.38
17	-000-1040	CASH IN TEX POOL	0.00	0.00	0.00	0.00
	FUND 17	TOTAL	12,966.57	9,834.81	0.00	22,801.38
ELECTIONS ADMINISTRATION						
18	-000-1030	CASH IN BANK	138.92	0.00	0.00	138.92
	FUND 18	TOTAL	138.92	0.00	0.00	138.92
FORFEITURE-DIST ATTORNEY						
19	-000-1030	CASH IN BANK	52,029.85	193,991.38	1,293.20CR	244,728.03
19	-000-1040	CASH IN TEXPOOL	9,045.45	0.00	9,045.45CR	0.00
	FUND 19	TOTAL	61,075.30	193,991.38	10,338.65CR	244,728.03

		BEGINNING BALANCE	TOTAL DEBITS	TOTAL CREDITS	ENDING BALANCE	AVERAGE DAILY BALANCE
FORFEITURE-SHERIFF						
21 -000-1030	CASH IN BANK	38,510.89	5,648.40	406.93CR	43,752.36	44,015.53
21 -000-1040	CASH IN TEXPOOL	5,648.40	0.00	5,648.40CR	0.00	0.00
FUND 21	TOTAL	<u>44,159.29</u>	<u>5,648.40</u>	<u>6,055.33CR</u>	<u>43,752.36</u>	<u>44,015.53</u>
TECHNOLOGY FUND						
23 -000-1030	CASH IN BANK	1,907.02	604.39	502.42CR	2,008.99	1,949.81
23 -000-1040	CASH IN TEXPOOL	0.00	0.00	0.00	0.00	0.00
FUND 23	TOTAL	<u>1,907.02</u>	<u>604.39</u>	<u>502.42CR</u>	<u>2,008.99</u>	<u>1,949.81</u>
JUV PROB DISCRETIONARY						
24 -000-1030	CASH IN BANK	7,844.24	507.33	207.00CR	8,144.57	7,816.89
FUND 24	TOTAL	<u>7,844.24</u>	<u>507.33</u>	<u>207.00CR</u>	<u>8,144.57</u>	<u>7,816.89</u>
JUVENILE PROBATION GRANTS						
25 -000-1030	CASH IN BANK	23,018.77	12,282.78	9,281.49CR	26,020.06	25,391.03
25 -000-1040	CASH IN TEXPOOL	2,084.78	0.00	2,084.78CR	0.00	0.00
FUND 25	TOTAL	<u>25,103.55</u>	<u>12,282.78</u>	<u>11,366.27CR</u>	<u>26,020.06</u>	<u>25,391.03</u>
LAW LIBRARY						
26 -000-1030	CASH IN BANK	449.10	2,770.00	2,937.10CR	282.00	432.45
FUND 26	TOTAL	<u>449.10</u>	<u>2,770.00</u>	<u>2,937.10CR</u>	<u>282.00</u>	<u>432.45</u>
LEOSE-LAW ENF OFFICERS ED						
27 -000-1030	CASH IN BANK	3,494.66	0.00	504.50CR	2,990.16	3,331.92
FUND 27	TOTAL	<u>3,494.66</u>	<u>0.00</u>	<u>504.50CR</u>	<u>2,990.16</u>	<u>3,331.92</u>
LIBRARY-MEMORIAL FUND						
28 -000-1030	CASH IN BANK	56,841.37	2,317.83	966.59CR	58,192.61	58,702.49
28 -000-1040	CASH IN TEXPOOL	2,126.83	0.00	2,126.83CR	0.00	0.00
FUND 28	TOTAL	<u>58,968.20</u>	<u>2,317.83</u>	<u>3,093.42CR</u>	<u>58,192.61</u>	<u>58,702.49</u>

			BEGINNING BALANCE	TOTAL DEBITS	TOTAL CREDITS	ENDING BALANCE	AVERAGE DAILY BALANCE
RECORDS MGT - COUNTY CLERK							
29 -000-1030	CASH IN BANK		57,185.18	5,795.00	2,292.57CR	60,687.61	59,900.83
29 -000-1040	CASH IN TEXPOOL		2,600.00	0.00	2,600.00CR	0.00	0.00
	FUND 29 TOTAL		<u>59,785.18</u>	<u>5,795.00</u>	<u>4,892.57CR</u>	<u>60,687.61</u>	<u>59,900.83</u>
RECORDS MGT - COUNTY							
30 -000-1030	CASH IN BANK		32,020.85	723.28	0.00	32,744.13	32,202.77
30 -000-1040	CASH IN TEXPOOL		0.00	0.00	0.00	0.00	0.00
	FUND 30 TOTAL		<u>32,020.85</u>	<u>723.28</u>	<u>0.00</u>	<u>32,744.13</u>	<u>32,202.77</u>
RECORDS MGT - DIST CLERK							
31 -000-1030	CASH IN BANK		5,371.55	484.83	1,231.09CR	4,625.29	5,147.29
31 -000-1040	CASH IN TEXPOOL		0.00	0.00	0.00	0.00	0.00
	FUND 31 TOTAL		<u>5,371.55</u>	<u>484.83</u>	<u>1,231.09CR</u>	<u>4,625.29</u>	<u>5,147.29</u>
SECURITY FUND							
32 -000-1030	CASH IN BANK		77,991.21	6,090.22	2,096.77CR	81,984.66	82,807.13
32 -000-1040	CASH IN TEXPOOL		5,000.30	0.00	5,000.30CR	0.00	0.00
	FUND 32 TOTAL		<u>82,991.51</u>	<u>6,090.22</u>	<u>7,097.07CR</u>	<u>81,984.66</u>	<u>82,807.13</u>
CHILD ABUSE PREVENTION							
34 -000-1030	CASH IN BANK		1,875.00	90.00	0.00	1,965.00	1,917.58
	FUND 34 TOTAL		<u>1,875.00</u>	<u>90.00</u>	<u>0.00</u>	<u>1,965.00</u>	<u>1,917.58</u>
CHILD WELFARE							
35 -000-1030	CASH IN BANK		5,386.13	4,202.08	0.00	9,588.21	9,588.21
35 -000-1040	CASH IN TEXPOOL		4,202.08	0.00	4,202.08CR	0.00	0.00
	FUND 35 TOTAL		<u>9,588.21</u>	<u>4,202.08</u>	<u>4,202.08CR</u>	<u>9,588.21</u>	<u>9,588.21</u>
HISTORICAL COMMISSION							
36 -000-1030	CASH IN BANK		30,606.30	3,507.00	1,003.93CR	33,109.37	33,789.45
36 -000-1040	CASH IN TEX POOL		3,507.00	0.00	3,507.00CR	0.00	0.00
	FUND 36 TOTAL		<u>34,113.30</u>	<u>3,507.00</u>	<u>4,510.93CR</u>	<u>33,109.37</u>	<u>33,789.45</u>

		BEGINNING BALANCE	TOTAL DEBITS	TOTAL CREDITS	ENDING BALANCE	AVERAGE DAILY BALANCE
MEDIATION FUND						
37 -000-1030	CASH IN BANK	1,450.00	0.00	0.00	1,450.00	1,450.00
	FUND 37 TOTAL	<u>1,450.00</u>	<u>0.00</u>	<u>0.00</u>	<u>1,450.00</u>	<u>1,450.00</u>
HIGHWAY						
40 -000-1030	CASH IN BANK	7,847.70	14,782.80	0.00	22,630.50	16,183.44
	FUND 40 TOTAL	<u>7,847.70</u>	<u>14,782.80</u>	<u>0.00</u>	<u>22,630.50</u>	<u>16,183.44</u>
ROAD & BRIDGE GEN NO. 1						
41 -000-1030	CASH IN BANK	292,531.33	0.00	28,861.26CR	263,670.07	281,339.27
41 -000-1040	CASH IN TEX POOL	15,015.74	0.68	0.00	15,016.42	15,015.76
	FUND 41 TOTAL	<u>307,547.07</u>	<u>0.68</u>	<u>28,861.26CR</u>	<u>278,686.49</u>	<u>296,355.03</u>
ROAD & BRIDGE GEN NO. 2						
42 -000-1030	CASH IN BANK	345,929.47	0.00	40,691.75CR	305,237.72	331,442.97
42 -000-1040	CASH IN TEXPOOL	15,253.21	0.68	0.00	15,253.89	15,253.23
	FUND 42 TOTAL	<u>361,182.68</u>	<u>0.68</u>	<u>40,691.75CR</u>	<u>320,491.61</u>	<u>346,696.20</u>
ROAD & BRIDGE GEN NO. 3						
43 -000-1030	CASH IN BANK	114,033.22	246.50	24,704.47CR	89,575.25	105,431.45
43 -000-1040	CASH IN TEX POOL	23,974.63	1.05	0.00	23,975.68	23,974.66
	FUND 43 TOTAL	<u>138,007.85</u>	<u>247.55</u>	<u>24,704.47CR</u>	<u>113,550.93</u>	<u>129,406.11</u>
ROAD & BRIDGE GEN NO. 4						
44 -000-1030	CASH IN BANK	366,883.33	1,500.00	40,584.06CR	327,799.27	352,891.86
44 -000-1040	CASH IN TEX POOL	14,564.65	0.62	0.00	14,565.27	14,564.67
	FUND 44 TOTAL	<u>381,447.98</u>	<u>1,500.62</u>	<u>40,584.06CR</u>	<u>342,364.54</u>	<u>367,456.53</u>
ROAD & BRIDGE LATERAL RD						
45 -000-1030	CASH IN BANK	10,482.37	0.00	0.00	10,482.37	10,482.37
	FUND 45 TOTAL	<u>10,482.37</u>	<u>0.00</u>	<u>0.00</u>	<u>10,482.37</u>	<u>10,482.37</u>

		BEGINNING BALANCE	TOTAL DEBITS	TOTAL CREDITS	ENDING BALANCE	AVERAGE DAILY BALANCE
PCT#1 EQUIPMENT REPLACMNT						
50 -000-1030	CASH IN BANK	0.95	0.00	0.00	0.95	0.95
50 -000-1040	CASH IN TEX POOL	0.00	0.00	0.00	0.00	0.00
FUND 50	TOTAL	0.95	0.00	0.00	0.95	0.95
PCT#2 EQUIPMENT REPLACMNT						
51 -000-1030	CASH IN BANK	0.00	0.00	0.00	0.00	0.00
51 -000-1040	CASH IN TEX POOL	0.00	0.00	0.00	0.00	0.00
FUND 51	TOTAL	0.00	0.00	0.00	0.00	0.00
PCT#3 EQUIPMENT REPLACMNT						
52 -000-1030	CASH IN BANK	22,921.04	0.00	0.00	22,921.04	22,921.04
52 -000-1040	CASH IN TEX POOL	0.00	0.00	0.00	0.00	0.00
FUND 52	TOTAL	22,921.04	0.00	0.00	22,921.04	22,921.04
PCT#4 EQUIPMENT REPLACMNT						
53 -000-1030	CASH IN BANK	70,913.57	4,743.09	0.00	75,656.66	75,656.66
53 -000-1040	CASH IN TEX POOL	4,743.09	0.00	4,743.09CR	0.00	0.00
FUND 53	TOTAL	75,656.66	4,743.09	4,743.09CR	75,656.66	75,656.66
CONSTRUCTION GRANTS						
55 -000-1030	CASH IN BANK	0.00	0.00	0.00	0.00	0.00
55 -000-1050	CASH-COMMUNITY A	0.00	0.00	0.00	0.00	0.00
FUND 55	TOTAL	0.00	0.00	0.00	0.00	0.00
MAURITZ CAMP FUND						
56 -000-1030	CASH IN BANK	10,408.57	942.24	0.00	11,350.81	11,350.81
56 -000-1040	CASH IN TEXPOOL	942.24	0.00	942.24CR	0.00	0.00
FUND 56	TOTAL	11,350.81	942.24	942.24CR	11,350.81	11,350.81
ABANDONED MOTOR VEHICLE						
57 -000-1030	CASH IN BANK	26,022.24	4,122.21	406.02CR	29,738.43	29,876.18
57 -000-1040	CASH IN TEXPOOL	4,122.51	0.00	4,122.51CR	0.00	0.00
57 -000-1055	CASH IN BANK - A	1,018.75	2,340.41	0.00	3,359.16	1,471.73
FUND 57	TOTAL	31,163.50	6,462.62	4,528.53CR	33,097.59	31,347.91

		BEGINNING BALANCE	TOTAL DEBITS	TOTAL CREDITS	ENDING BALANCE	AVERAGE DAILY BALANCE
COASTAL IMPCT ASSISTANCE						
72 -000-1030	CASH IN BANK	4,398.45	16,797.25	25,350.25CR	4,154.55CR	527.97CR
	FUND 72 TOTAL	<u>4,398.45</u>	<u>16,797.25</u>	<u>25,350.25CR</u>	<u>4,154.55CR</u>	<u>527.97CR</u>
AIRPORT						
80 -000-1030	CASH IN BANK	22,410.36	2,581.05	1,814.82CR	23,176.59	24,401.24
80 -000-1032	CLEARING	0.00	0.00	0.00	0.00	0.00
80 -000-1040	CASH IN TEXPOOL	2,581.05	0.00	2,581.05CR	0.00	0.00
	FUND 80 TOTAL	<u>24,991.41</u>	<u>2,581.05</u>	<u>4,395.87CR</u>	<u>23,176.59</u>	<u>24,401.24</u>
JAIL COMMISSARY						
81 -000-1030	CASH IN BANK	2,119.19	839.96	172.58CR	2,786.57	2,822.73
81 -000-1040	CASH IN TEXPOOL	275.91	0.00	275.91CR	0.00	0.24
	FUND 81 TOTAL	<u>2,395.10</u>	<u>839.96</u>	<u>448.49CR</u>	<u>2,786.57</u>	<u>2,822.97</u>
STATE FEES						
88 -000-1030	CASH IN BANK	75,057.89	27,321.12	70,351.88CR	32,027.13	82,246.61
	FUND 88 TOTAL	<u>75,057.89</u>	<u>27,321.12</u>	<u>70,351.88CR</u>	<u>32,027.13</u>	<u>82,246.61</u>
TRUST INVESTMENT						
89 -000-1020	CASH- WILBREEZE	0.00	0.00	0.00	0.00	0.00
89 -000-1030	CASH IN BANK	1,018.00	617,049.44	617,049.44CR	1,018.00	279,794.46
89 -000-1040	CASH IN TEXPOOL	75,425.08	2.98	0.00	75,428.06	75,425.18
89 -000-1061	CASH IN MONEY MA	812,934.38	73.31	617,049.44CR	195,958.25	215,798.45
	FUND 89 TOTAL	<u>889,377.46</u>	<u>617,125.73</u>	<u>1,234,098.88CR</u>	<u>272,404.31</u>	<u>571,018.09</u>
DISTRICT CLERK RESRV ACCT						
90 -000-1030	CASH IN BANK	123,864.26	40.00	15.00CR	123,889.26	123,864.74
90 -000-1040	CASH IN TEXPOOL	0.00	0.00	0.00	0.00	0.00
	FUND 90 TOTAL	<u>123,864.26</u>	<u>40.00</u>	<u>15.00CR</u>	<u>123,889.26</u>	<u>123,864.74</u>
CNTYWIDE DRAINAGE DIST						
92 -000-1030	CASH IN BANK	0.00	6,219.47	6,219.47CR	0.00	1,404.40
92 -000-1040	CASH IN TEXPOOL	0.00	0.00	0.00	0.00	0.00
	FUND 92 TOTAL	<u>0.00</u>	<u>6,219.47</u>	<u>6,219.47CR</u>	<u>0.00</u>	<u>1,404.40</u>
	REPORT TOTALS	<u>11,406,857.15</u>	<u>1,499,667.90</u>	<u>2,355,073.03CR</u>	<u>10,551,452.02</u>	<u>11,176,770.09</u>



EL CAMPO, TX

Pledge Security Listing

July 31, 2013



ID	CUSIP	Description	Safekeeping Location	Safekeeping Receipt	Coupon	Maturity Date	Call Date	Moody	S&P	Fitch	FASB115	Face Amount	Current Par	Current Book Value	Market Value	Gain(Loss)
JACKSON COUNTY																
863	31335HQ30	FHLMC C90474	FHLB	xxx	7.00	08/01/2021		AAA	AA+	AAA	HTM	1,057,687	17,219.94	17,227.63	19,080.83	1,853.21
1115	31400EFU9	FNMA 685179	FHLB	xxx	5.00	03/01/2018		AAA	AA+	AAA	HTM	9,500,000	832,976.34	833,727.91	885,743.27	52,015.37
2047	3128MBNA1	FHLMC G12885	FHLB	x	5.00	06/01/2021		AAA	AA+	AAA	HTM	8,737,093	1,486,966.59	1,486,906.24	1,608,008.49	121,102.25
2412	3128MBTJ6	FHLMC G13053	FHLB	x	4.50	04/01/2023		AAA	AA+	AAA	HTM	13,200,000	1,817,883.01	1,828,038.67	1,912,231.16	84,192.49
2473	31416XHX1	FNMA AB2045	FHLB	x	3.50	01/01/2021		AAA	AA+	AAA	HTM	3,747,053	1,848,623.35	1,860,883.38	1,928,299.02	67,415.64
2493	31417ADJ5	FNMA AB3704	FHLB	x	3.00	10/01/2021		AAA	AA+	AAA	HTM	8,535,819	4,986,529.35	5,090,956.65	5,164,049.79	73,093.14
2516	3138AXXQ9	FNMA AJ6086	FHLB	x	3.00	12/01/2026		AAA	AA+	AAA	HTM	4,400,000	3,027,997.63	3,082,136.77	3,107,633.97	25,497.20
3546	31410LKN1	FNMA 890501	FHLB		2.00	11/01/2027		AAA	AA+	AAA	HTM	11,250,000	10,563,333.19	10,809,586.89	10,252,771.19	(556,815.69)
Total for JACKSON COUNTY												60,427,652	24,581,529.40	25,009,464.13	24,877,817.72	(131,646.41)

Although the information in this report has been obtained from sources believed to be reliable, its accuracy cannot be guaranteed.

7/31/2013 2:48:50 PM

<u>INVESTMENTS</u>			06/30/2013				07/31/2013
NAME	ACC'T #	BALANCE	INTEREST	DEPOSIT	WITHDRAW	BALANCE	
Road & Bridge Precinct #1	1100	15,015.74	0.68			15,016.42	
Road & Bridge Precinct #2	1200	15,253.21	0.68			15,253.89	
Road & Bridge Precinct #3	1300	23,974.63	1.05			23,975.68	
Road & Bridge Precinct #4	1400	14,564.65	0.62			14,565.27	
General	1500	246,326.25	11.10	0.90		246,338.25	
Historical Commission	1700	3,507.00			3,507.00	0.00	
Child Welfare	1800	4,202.08			4,202.08	0.00	
Brackenridge School	4200	2,126.83			2,126.83	0.00	
Sheriff Forfeiture	4600	5,648.40			5,648.40	0.00	
District Attorney Forfeiture	4700	9,045.45			9,045.45	0.00	
Security Fund	5100	5,000.30			5,000.30	0.00	
Juvenile Probation Grants	5300	2,084.78			2,084.78	0.00	
Permanent Improvement	5500	1,025.64			1,025.64	0.00	
Abandoned Motor Vehicle	5700	4,122.51			4,122.51	0.00	
Records Management (Clerk only)	5800	2,600.00			2,600.00	0.00	
Airport	6000	2,581.05			2,581.05	0.00	
Jail Commissary	6300	275.61			275.61	0.00	
Commissary Telephone	6400	4,000.30			4,000.30	0.00	
Boys Scouts/Camp Mauritz	7100	942.24			942.24	0.00	
Moore Seizure	7104	2,468.78				2,468.78	
DeLeon Seizure	7203	1,865.18				1,865.18	
Rojas Seizure	7210	10,904.24	0.51			10,904.75	
Ewing Seizure	7213	10,711.20	0.47			10,711.67	
Roman Seizure	7301	5,261.61	0.31			5,261.92	
Barron Seizure	7308	4,968.97	0.31			4,969.28	
Guerrero Seizure	7309	15,301.60	0.68			15,302.28	
Villareal Seizure #2	7319	1,903.66				1,903.66	
Villareal Seizure #3	7320	1,665.10				1,665.10	
Binning Heirs Trust Cause #4563	7406	2,224.09				2,224.09	
Cordele Church & Cemetery	7502	9,640.71	0.39			9,641.10	
Callis Receivership	7504	8,509.94	0.31			8,510.25	
Pct #4 Equipment Purchase	8800	4,743.09			4,743.09	0.00	
TOTAL IN TEXPOOL		442,464.84	17.11	0.90	51,905.28	390,577.57	
AVERAGE INTEREST		0.0576%				0.0531%	

<u>INVESTMENTS</u>	NAME	ACC'T #	06/30/2013 BALANCE	INTEREST	DEPOSIT	WITHDRAW	07/31/2013 BALANCE
Texas CLASS			504,603.51	59.87			504,663.38
AVERAGE INTEREST			0.1600%				0.1400%
Transfer Station Certificate of Deposit	Prosperity		17,658.04				17,658.04
DPS-Roque Seizure	Prosperity		479,746.85	5.26		479,752.11	0.00
DPS-Rodriguez Seizure	Prosperity		137,295.83	1.50		137,297.33	0.00
			0.4700%				0.4000%
DPS-Jalomo Seizure	Prosperity		195,891.70	66.55			195,958.25
			0.4700%				0.4000%
Depository Money Market	Prosperity		7,359,291.58	2,482.39		270,000.00	7,091,773.97
			0.4700%				0.4000%
DEPOSITORY BANK ACCOUNT INTEREST				888.82			
Cafeteria (Flexible Spending) Account			9,582.32			3,224.97	6,357.35

This report is made in accordance with provisions of Government Code 2256 (Section 2256.023), the Public Funds Investment Act.

The investments held in the Jackson County portfolio comply with the Public Funds Investment Act and the County's investment policy and strategies.

This report is true and correct to the best of my knowledge and belief according to the records of this office.

Respectfully Submitted,



Mary Horton, CCT