

**MINUTES OF COUNTY FINANCES**

**TREASURER'S REPORT**

IN THE MATTER OF COUNTY  
FINANCES IN THE HANDS OF  
MARY HORTON, TREASURER  
OF JACKSON COUNTY, TEXAS


COMMISSIONERS' COURT JACKSON  
COUNTY, TEXAS IN REGULAR  
SESSION MAY TERM 2012

IN ACCORDANCE with Section 114.026, Local Government Code, we, the undersigned, constituting the entire Commissioners' Court of said County, certify that on the 14th day of May 2012, at the Regular term of Court, we compared and examined the monthly report of Mary Horton, Treasurer of Jackson County, Texas, for April 2012, and finding the same correct, entered an order in the Minutes approving said report, which states total cash and other assets on hand as: \$11,315,874.51.

  
Dennis Simons, County Judge


  
Wayne Hunt, Commissioner Pct. 1

  
Wayne Bubela, Commissioner Pct. 2


  
Johnny E. Belicek, Commissioner Pct. 3

  
Larry Dayton, Commissioner Pct. 4

SWORN TO AND SUBSCRIBED BEFORE ME, by Dennis Simons, County Judge, and County Commissioners of said Jackson County, each respectively, on this the 14th day of May A.D., 2012.

  
Attest: Barbara Williams, County Clerk

FILED FOR RECORD THIS the 14th day of May A.D., 2012, and recorded on the 14th day of May A.D., 2012.

  
Barbara Williams, County Clerk and  
Ex-Officio Clerk of the Commissioners'  
Court in and for Jackson County, Texas.

By: \_\_\_\_\_  
Deputy

		BEGINNING BALANCE	TOTAL DEBITS	TOTAL CREDITS	ENDING BALANCE	AVERAGE DAILY BALANCE
<b>GENERAL</b>						
10 -000-1020	CHANGE FUND/PETT	141.00	0.00	0.00	141.00	141.00
10 -000-1030	CASH IN BANK	6,492,744.33	217,767.90	482,835.48CR	6,227,676.75	6,307,835.25
10 -000-1034	CASH IN BANK -	4,325.47	2,581.68	7.00CR	6,900.15	5,460.53
10 -000-1040	CASH IN TEX POOL	245,932.90	23.95	0.00	245,956.85	245,935.19
10 -000-1042	CASH IN TEXAS CL	503,305.00	104.44	0.00	503,409.44	503,308.48
10 -000-1045	CASH IN T BILLS	0.00	0.00	0.00	0.00	0.00
10 -000-1046	CASH IN C.D.'S	17,576.53	0.00	0.00	17,576.53	17,576.53
10 -000-1051	CASH IN ESCROW-L	980.98	0.00	0.00	980.98	980.98
FUND 10	TOTAL	7,265,006.21	220,477.97	482,842.48CR	7,002,641.70	7,081,237.96
<b>SALES TAX</b>						
11 -000-1030	CASH IN BANK	1,171,965.79	104,358.12	0.00	1,276,323.91	1,241,537.87
11 -000-1040	CASH IN TEX POOL	4,784.04	0.46	0.00	4,784.50	4,784.06
FUND 11	TOTAL	1,176,749.83	104,358.58	0.00	1,281,108.41	1,246,321.93
<b>PERMANENT IMPROVEMENT</b>						
12 -000-1030	CASH IN BANK	316,321.79	0.00	0.00	316,321.79	316,321.79
12 -000-1040	CASH IN TEX POOL	1,025.54	0.00	0.00	1,025.54	1,025.54
FUND 12	TOTAL	317,347.33	0.00	0.00	317,347.33	317,347.33
<b>COMMISSARY TELEPHONE</b>						
15 -000-1030	CASH IN BANK	78,116.82	7,504.96	5,154.84CR	80,466.94	80,455.10
15 -000-1040	CASH IN TEXPOOL	4,000.35	0.30	0.35CR	4,000.30	4,000.01
FUND 15	TOTAL	82,117.17	7,505.26	5,155.19CR	84,467.24	84,455.11
<b>COURT REPORTER SERVICES</b>						
16 -000-1030	CASH IN BANK	5,994.08	250.00	0.00	6,244.08	6,073.75
FUND 16	TOTAL	5,994.08	250.00	0.00	6,244.08	6,073.75
<b>DISTRICT ATTORNEY-HOT CHK</b>						
17 -000-1030	CASH IN BANK	25,954.08	1,929.15	221.17CR	27,662.06	26,904.35
17 -000-1040	CASH IN TEX POOL	0.00	0.00	0.00	0.00	0.00
FUND 17	TOTAL	25,954.08	1,929.15	221.17CR	27,662.06	26,904.35

		BEGINNING BALANCE	TOTAL DEBITS	TOTAL CREDITS	ENDING BALANCE	AVERAGE DAILY BALANCE
ELECTIONS ADMINISTRATION						
18 -000-1030	CASH IN BANK	21.23	0.00	0.00	21.23	21.23
	FUND 18 TOTAL	<u>21.23</u>	<u>0.00</u>	<u>0.00</u>	<u>21.23</u>	<u>21.23</u>
FORFEITURE-DIST ATTORNEY						
19 -000-1030	CASH IN BANK	72,533.31	0.00	1,094.75CR	71,438.56	71,844.42
19 -000-1040	CASH IN TEXPOOL	9,032.00	0.80	0.00	9,032.80	9,032.03
	FUND 19 TOTAL	<u>81,565.31</u>	<u>0.80</u>	<u>1,094.75CR</u>	<u>80,471.36</u>	<u>80,876.45</u>
CAPITAL MURDER						
20 -000-1030	CASH IN BANK	0.00	0.00	0.00	0.00	0.00
20 -000-1040	CASH IN TEXPOOL	0.00	0.00	0.00	0.00	0.00
	FUND 20 TOTAL	<u>0.00</u>	<u>0.00</u>	<u>0.00</u>	<u>0.00</u>	<u>0.00</u>
FORFEITURE-SHERIFF						
21 -000-1030	CASH IN BANK	19,704.44	0.00	778.56CR	18,925.88	19,413.16
21 -000-1040	CASH IN TEXPOOL	5,639.89	0.50	0.00	5,640.39	5,639.91
	FUND 21 TOTAL	<u>25,344.33</u>	<u>0.50</u>	<u>778.56CR</u>	<u>24,566.27</u>	<u>25,053.07</u>
HEALTH						
22 -000-1020	CHANGE FUND/PETT	0.00	0.00	0.00	0.00	0.00
22 -000-1030	CASH IN BANK	11,267.57	0.00	2,160.00CR	9,107.57	10,616.90
22 -000-1040	CASH IN TEXPOOL	0.00	0.00	0.00	0.00	0.00
	FUND 22 TOTAL	<u>11,267.57</u>	<u>0.00</u>	<u>2,160.00CR</u>	<u>9,107.57</u>	<u>10,616.90</u>
TECHNOLOGY FUND						
23 -000-1030	CASH IN BANK	4,594.52	745.45	697.37CR	4,642.60	4,532.96
23 -000-1040	CASH IN TEXPOOL	0.00	0.00	0.00	0.00	0.00
	FUND 23 TOTAL	<u>4,594.52</u>	<u>745.45</u>	<u>697.37CR</u>	<u>4,642.60</u>	<u>4,532.96</u>
JUV PROB DISCRETIONARY						
24 -000-1030	CASH IN BANK	2,943.73	670.07	0.00	3,613.80	3,239.98
	FUND 24 TOTAL	<u>2,943.73</u>	<u>670.07</u>	<u>0.00</u>	<u>3,613.80</u>	<u>3,239.98</u>

		BEGINNING BALANCE	TOTAL DEBITS	TOTAL CREDITS	ENDING BALANCE	AVERAGE DAILY BALANCE
JUVENILE PROBATION GRANTS						
25 -000-1030	CASH IN BANK	48,904.60	10,200.00	7,544.78CR	51,559.82	47,010.08
25 -000-1040	CASH IN TEXPOOL	2,081.11	0.24	0.00	2,081.35	2,081.12
FUND 25	TOTAL	<u>50,985.71</u>	<u>10,200.24</u>	<u>7,544.78CR</u>	<u>53,641.17</u>	<u>49,091.20</u>
LAW LIBRARY						
26 -000-1030	CASH IN BANK	12,617.16	735.00	501.27CR	12,850.89	12,749.49
FUND 26	TOTAL	<u>12,617.16</u>	<u>735.00</u>	<u>501.27CR</u>	<u>12,850.89</u>	<u>12,749.49</u>
LEOSE-LAW ENF OFFICERS ED						
27 -000-1030	CASH IN BANK	5,207.12	0.00	0.00	5,207.12	5,207.12
FUND 27	TOTAL	<u>5,207.12</u>	<u>0.00</u>	<u>0.00</u>	<u>5,207.12</u>	<u>5,207.12</u>
LIBRARY-MEMORIAL FUND						
28 -000-1030	CASH IN BANK	57,306.73	203.00	103.29CR	57,406.44	57,376.06
28 -000-1040	CASH IN TEXPOOL	2,123.08	0.24	0.00	2,123.32	2,123.09
FUND 28	TOTAL	<u>59,429.81</u>	<u>203.24</u>	<u>103.29CR</u>	<u>59,529.76</u>	<u>59,499.15</u>
RECORDS MGT- COUNTY CLERK						
29 -000-1030	CASH IN BANK	85,588.82	3,180.00	15,777.39CR	72,991.43	82,067.15
29 -000-1040	CASH IN TEXPOOL	2,600.31	0.30	0.31CR	2,600.30	2,600.01
FUND 29	TOTAL	<u>88,189.13</u>	<u>3,180.30</u>	<u>15,777.70CR</u>	<u>75,591.73</u>	<u>84,667.16</u>
RECORDS MGT - COUNTY						
30 -000-1030	CASH IN BANK	27,994.80	392.12	0.00	28,386.92	28,251.19
30 -000-1040	CASH IN TEXPOOL	0.00	0.00	0.00	0.00	0.00
FUND 30	TOTAL	<u>27,994.80</u>	<u>392.12</u>	<u>0.00</u>	<u>28,386.92</u>	<u>28,251.19</u>
RECORDS MGT - DIST CLERK						
31 -000-1030	CASH IN BANK	2,833.08	584.38	0.00	3,417.46	3,081.46
31 -000-1040	CASH IN TEXPOOL	0.00	0.00	0.00	0.00	0.00
FUND 31	TOTAL	<u>2,833.08</u>	<u>584.38</u>	<u>0.00</u>	<u>3,417.46</u>	<u>3,081.46</u>

		BEGINNING BALANCE	TOTAL DEBITS	TOTAL CREDITS	ENDING BALANCE	AVERAGE DAILY BALANCE
SECURITY FUND						
32 -000-1030	CASH IN BANK	79,550.77	1,225.89	520.72CR	80,255.94	79,774.88
32 -000-1040	CASH IN TEXPOOL	5,000.52	0.48	0.52CR	5,000.48	5,000.02
FUND 32	TOTAL	<u>84,551.29</u>	<u>1,226.37</u>	<u>521.24CR</u>	<u>85,256.42</u>	<u>84,774.90</u>
APPELLATE JUDICIAL SYSTEM						
33 -000-1030	CASH IN BANK	0.00	0.00	0.00	0.00	0.00
FUND 33	TOTAL	<u>0.00</u>	<u>0.00</u>	<u>0.00</u>	<u>0.00</u>	<u>0.00</u>
CHILD ABUSE PREVENTION						
34 -000-1030	CASH IN BANK	3,759.22	207.00	2,000.00CR	1,966.22	2,428.35
FUND 34	TOTAL	<u>3,759.22</u>	<u>207.00</u>	<u>2,000.00CR</u>	<u>1,966.22</u>	<u>2,428.35</u>
CHILD WELFARE						
35 -000-1030	CASH IN BANK	8,033.03	0.00	0.00	8,033.03	8,033.03
35 -000-1040	CASH IN TEXPOOL	4,195.58	0.37	0.00	4,195.95	4,195.59
FUND 35	TOTAL	<u>12,228.61</u>	<u>0.37</u>	<u>0.00</u>	<u>12,228.98</u>	<u>12,228.62</u>
HISTORICAL COMMISSION						
36 -000-1030	CASH IN BANK	31,879.88	0.00	0.00	31,879.88	31,879.88
36 -000-1040	CASH IN TEX POOL	3,501.75	0.30	0.00	3,502.05	3,501.76
FUND 36	TOTAL	<u>35,381.63</u>	<u>0.30</u>	<u>0.00</u>	<u>35,381.93</u>	<u>35,381.64</u>
MEDIATION FUND						
37 -000-1030	CASH IN BANK	1,450.00	0.00	0.00	1,450.00	1,450.00
FUND 37	TOTAL	<u>1,450.00</u>	<u>0.00</u>	<u>0.00</u>	<u>1,450.00</u>	<u>1,450.00</u>
JURY						
38 -000-1030	CASH IN BANK	0.00	0.00	0.00	0.00	0.00
FUND 38	TOTAL	<u>0.00</u>	<u>0.00</u>	<u>0.00</u>	<u>0.00</u>	<u>0.00</u>
HIGHWAY						
40 -000-1030	CASH IN BANK	243,104.99CR	89,636.69	0.00	153,468.30CR	175,902.42CR
FUND 40	TOTAL	<u>243,104.99CR</u>	<u>89,636.69</u>	<u>0.00</u>	<u>153,468.30CR</u>	<u>175,902.42CR</u>

		BEGINNING BALANCE	TOTAL DEBITS	TOTAL CREDITS	ENDING BALANCE	AVERAGE DAILY BALANCE
ROAD & BRIDGE GEN NO. 1						
41 -000-1030	CASH IN BANK	218,342.59	296.20	22,362.99CR	196,275.80	206,057.48
41 -000-1040	CASH IN TEX POOL	14,993.15	1.37	0.00	14,994.52	14,993.20
FUND 41	TOTAL	233,335.74	297.57	22,362.99CR	211,270.32	221,050.68
ROAD & BRIDGE GEN NO. 2						
42 -000-1030	CASH IN BANK	325,981.13	2,500.00	34,504.61CR	293,976.52	311,114.37
42 -000-1040	CASH IN TEXPOOL	15,230.30	1.39	0.00	15,231.69	15,230.35
FUND 42	TOTAL	341,211.43	2,501.39	34,504.61CR	309,208.21	326,344.72
ROAD & BRIDGE GEN NO. 3						
43 -000-1030	CASH IN BANK	188,866.01	147.40	19,092.75CR	169,920.66	179,869.51
43 -000-1040	CASH IN TEX POOL	23,938.65	2.18	0.00	23,940.83	23,938.72
FUND 43	TOTAL	212,804.66	149.58	19,092.75CR	193,861.49	203,808.23
ROAD & BRIDGE GEN NO. 4						
44 -000-1030	CASH IN BANK	516,318.57	0.00	35,283.41CR	481,035.16	499,285.13
44 -000-1040	CASH IN TEX POOL	14,542.98	1.31	0.00	14,544.29	14,543.02
FUND 44	TOTAL	530,861.55	1.31	35,283.41CR	495,579.45	513,828.15
ROAD & BRIDGE LATERAL RD						
45 -000-1030	CASH IN BANK	21,204.58	0.00	0.00	21,204.58	21,204.58
FUND 45	TOTAL	21,204.58	0.00	0.00	21,204.58	21,204.58
PCT#1 BRIDGE REPLACEMENT						
46 -000-1030	CASH IN BANK	0.00	0.00	0.00	0.00	0.00
46 -000-1040	CASH IN TEX POOL	0.00	0.00	0.00	0.00	0.00
FUND 46	TOTAL	0.00	0.00	0.00	0.00	0.00
PCT#2 BRIDGE REPLACEMENT						
47 -000-1030	CASH IN BANK	0.00	0.00	0.00	0.00	0.00
47 -000-1040	CASH IN TEX POOL	0.00	0.00	0.00	0.00	0.00
FUND 47	TOTAL	0.00	0.00	0.00	0.00	0.00

	BEGINNING BALANCE	TOTAL DEBITS	TOTAL CREDITS	ENDING BALANCE	AVERAGE DAILY BALANCE
PCT#3 BRIDGE REPLACEMENT					
48 -000-1030 CASH IN BANK	0.00	0.00	0.00	0.00	0.00
48 -000-1040 CASH IN TEX POOL	0.00	0.00	0.00	0.00	0.00
FUND 48 TOTAL	<u>0.00</u>	<u>0.00</u>	<u>0.00</u>	<u>0.00</u>	<u>0.00</u>
PCT#4 BRIDGE REPLACEMENT					
49 -000-1030 CASH IN BANK	0.00	0.00	0.00	0.00	0.00
49 -000-1040 CASH IN TEX POOL	0.00	0.00	0.00	0.00	0.00
FUND 49 TOTAL	<u>0.00</u>	<u>0.00</u>	<u>0.00</u>	<u>0.00</u>	<u>0.00</u>
PCT#1 EQUIPMENT REPLACMNT					
50 -000-1030 CASH IN BANK	0.95	0.00	0.00	0.95	0.95
50 -000-1040 CASH IN TEX POOL	0.00	0.00	0.00	0.00	0.00
FUND 50 TOTAL	<u>0.95</u>	<u>0.00</u>	<u>0.00</u>	<u>0.95</u>	<u>0.95</u>
PCT#2 EQUIPMENT REPLACMNT					
51 -000-1030 CASH IN BANK	12,714.25	0.00	0.00	12,714.25	12,714.25
51 -000-1040 CASH IN TEX POOL	0.00	0.00	0.00	0.00	0.00
FUND 51 TOTAL	<u>12,714.25</u>	<u>0.00</u>	<u>0.00</u>	<u>12,714.25</u>	<u>12,714.25</u>
PCT#3 EQUIPMENT REPLACMNT					
52 -000-1030 CASH IN BANK	35,852.49	0.00	0.00	35,852.49	35,852.49
52 -000-1040 CASH IN TEX POOL	0.00	0.00	0.00	0.00	0.00
FUND 52 TOTAL	<u>35,852.49</u>	<u>0.00</u>	<u>0.00</u>	<u>35,852.49</u>	<u>35,852.49</u>
PCT#4 EQUIPMENT REPLACMNT					
53 -000-1030 CASH IN BANK	73,336.23	0.00	0.00	73,336.23	73,336.23
53 -000-1040 CASH IN TEX POOL	4,735.93	0.46	0.00	4,736.39	4,735.95
FUND 53 TOTAL	<u>78,072.16</u>	<u>0.46</u>	<u>0.00</u>	<u>78,072.62</u>	<u>78,072.18</u>
CONSTRUCTION GRANTS					
55 -000-1050 CASH-COMMUNITY A	18,800.00	0.00	18,800.00CR	0.00	2,506.67
FUND 55 TOTAL	<u>18,800.00</u>	<u>0.00</u>	<u>18,800.00CR</u>	<u>0.00</u>	<u>2,506.67</u>

		BEGINNING BALANCE	TOTAL DEBITS	TOTAL CREDITS	ENDING BALANCE	AVERAGE DAILY BALANCE
MAURITZ CAMP FUND						
56 -000-1030	CASH IN BANK	10,328.34	0.00	0.00	10,328.34	10,328.34
56 -000-1040	CASH IN TEXPOOL	942.24	0.00	0.00	942.24	942.24
FUND 56	TOTAL	<u>11,270.58</u>	<u>0.00</u>	<u>0.00</u>	<u>11,270.58</u>	<u>11,270.58</u>
ABANDONED MOTOR VEHICLE						
57 -000-1030	CASH IN BANK	5,710.69	0.00	1,527.92CR	4,182.77	5,343.77
57 -000-1040	CASH IN TEXPOOL	4,122.57	0.37	0.36CR	4,122.58	4,122.22
57 -000-1055	CASH IN BANK - A	10,195.21	0.00	0.00	10,195.21	10,195.21
FUND 57	TOTAL	<u>20,028.47</u>	<u>0.37</u>	<u>1,528.28CR</u>	<u>18,500.56</u>	<u>19,661.20</u>
RECYCLING GRANT						
58 -000-1030	CASH IN BANK	0.00	0.00	0.00	0.00	0.00
FUND 58	TOTAL	<u>0.00</u>	<u>0.00</u>	<u>0.00</u>	<u>0.00</u>	<u>0.00</u>
TIFB GRANT						
59 -000-1030	CASH IN BANK	0.00	0.00	0.00	0.00	0.00
FUND 59	TOTAL	<u>0.00</u>	<u>0.00</u>	<u>0.00</u>	<u>0.00</u>	<u>0.00</u>
COASTAL IMPCT ASSISTANCE						
72 -000-1030	CASH IN BANK	4,419.58	0.00	0.00	4,419.58	4,419.58
FUND 72	TOTAL	<u>4,419.58</u>	<u>0.00</u>	<u>0.00</u>	<u>4,419.58</u>	<u>4,419.58</u>
AIRPORT						
80 -000-1030	CASH IN BANK	47,290.86	0.00	0.00	47,290.86	47,290.86
80 -000-1032	CLEARING	0.00	0.00	0.00	0.00	0.00
80 -000-1040	CASH IN TEXPOOL	4,974.48	0.48	0.00	4,974.96	4,974.50
FUND 80	TOTAL	<u>52,265.34</u>	<u>0.48</u>	<u>0.00</u>	<u>52,265.82</u>	<u>52,265.36</u>
JAIL COMMISSARY						
81 -000-1030	CASH IN BANK	591.06CR	1,090.82	995.34CR	495.58CR	56.55CR
81 -000-1040	CASH IN TEXPOOL	1,275.58	0.00	0.00	1,275.58	1,275.58
FUND 81	TOTAL	<u>684.52</u>	<u>1,090.82</u>	<u>995.34CR</u>	<u>780.00</u>	<u>1,219.03</u>



	BEGINNING BALANCE	TOTAL DEBITS	TOTAL CREDITS	ENDING BALANCE	AVERAGE DAILY BALANCE
PASSPORT PICTURE FUND					
82 -000-1030 CASH IN BANK	0.00	0.00	0.00	0.00	0.00
FUND 82 TOTAL	<u>0.00</u>	<u>0.00</u>	<u>0.00</u>	<u>0.00</u>	<u>0.00</u>
STATE FEES					
88 -000-1030 CASH IN BANK	106,117.93	34,914.30	89,426.39CR	51,605.84	105,935.70
FUND 88 TOTAL	<u>106,117.93</u>	<u>34,914.30</u>	<u>89,426.39CR</u>	<u>51,605.84</u>	<u>105,935.70</u>
TRUST INVESTMENT					
89 -000-1020 CASH- WILBREEZE	0.00	0.00	0.00	0.00	0.00
89 -000-1030 CASH IN BANK	151.62	0.00	0.00	151.62	151.62
89 -000-1040 CASH IN TEXPOOL	111,264.65	10.35	0.00	111,275.00	111,265.00
89 -000-1061 CASH IN MONEY MA	606,123.76	745.23	0.00	606,868.99	606,148.60
FUND 89 TOTAL	<u>717,540.03</u>	<u>755.58</u>	<u>0.00</u>	<u>718,295.61</u>	<u>717,565.22</u>
DISTRICT CLERK RESRV ACCT					
90 -000-1030 CASH IN BANK	25,587.48	640.00	0.00	26,227.48	26,057.15
90 -000-1040 CASH IN TEXPOOL	0.00	0.00	0.00	0.00	0.00
FUND 90 TOTAL	<u>25,587.48</u>	<u>640.00</u>	<u>0.00</u>	<u>26,227.48</u>	<u>26,057.15</u>
CNTYWIDE DRAINAGE DIST					
92 -000-1030 CASH IN BANK	0.00	11,410.73	0.00	11,410.73	2,662.50
92 -000-1040 CASH IN TEXPOOL	0.00	0.00	0.00	0.00	0.00
FUND 92 TOTAL	<u>0.00</u>	<u>11,410.73</u>	<u>0.00</u>	<u>11,410.73</u>	<u>2,662.50</u>
OFFICE FEE ACCOUNT					
93 -000-1030 CASH IN BANK	0.00	0.00	0.00	0.00	0.00
FUND 93 TOTAL	<u>0.00</u>	<u>0.00</u>	<u>0.00</u>	<u>0.00</u>	<u>0.00</u>
OMNIBASE COLLECTION FUND					
94 -000-1030 CASH IN BANK	0.00	0.00	0.00	0.00	0.00
FUND 94 TOTAL	<u>0.00</u>	<u>0.00</u>	<u>0.00</u>	<u>0.00</u>	<u>0.00</u>
REPORT TOTALS	<u>11,563,199.70</u>	<u>494,066.38</u>	<u>741,391.57CR</u>	<u>11,315,874.51</u>	<u>11,446,028.10</u>

**Pledge Security Listing**  
April 30, 2012

Cusip	ID	Description	Safekeep	Receipt	Face	Current Par	Opr	Call	Mature	Moody S&P	Fitch	F115	Book	Market	Gain	
<b>JACKSON COUNTY</b>																
31335HQ30	863	FHLMC C90474	FHLB	xxx	1,057,687	25,409	7.00		08/01/21	AAA	AAA	HTM	25,427.47	27,576.61	2,149.14	
31400EFJ9	1115	FNMA 665179	FHLB	xxx	9,500,000	1,337,096	5.00		03/01/18	AAA	AAA	HTM	1,339,462.27	1,417,483.27	78,021.00	
3128HRSR1	1176	FHLMC E96828	FHLB	xxx	2,113,672	68,857	4.50		06/01/13	AAA	AAA	HTM	68,865.60	69,947.06	1,081.46	
31371LFF3	1189	FNMA 254988	FHLB	x	4,620,668	217,592	4.00		11/01/13	AAA	AAA	HTM	217,595.83	221,047.14	3,451.31	
31283KT40	1194	FHLMC G11471	FHLB	x	12,320,788	529,660	4.00		11/01/13	AAA	AAA	HTM	529,645.56	538,116.18	8,470.62	
3128MBNA1	2047	FHLMC G12885	FHLB	x	8,737,093	2,495,076	5.00		06/01/21	AAA	AAA	HTM	2,494,896.77	2,690,783.70	195,886.92	
3128MBTJ6	2412	FHLMC G13053	FHLB	x	13,200,000	3,590,266	4.50		04/01/23	AAA	AAA	HTM	3,625,528.35	3,838,084.27	212,555.92	
31416XH1	2473	FNMA AB2045	FHLB	x	2,997,642	2,286,233	3.50		01/01/21	AAA	AAA	HTM	2,311,912.06	2,423,406.81	111,494.75	
31416XH1	2473	FNMA AB2045	FHLB	x	749,411	571,558	3.50		01/01/21	AAA	AAA	HTM	577,978.01	605,851.70	27,873.69	
31417ADJ5	2493	FNMA AB3704	FHLB	x	8,535,819	7,550,854	3.00		10/01/21	AAA	AAA	HTM	7,805,441.11	7,923,111.13	117,670.02	
3138AQQ9	2516	FNMA AJ6086	FHLB	x	3,300,000	3,191,709	3.00		12/01/26	AAA	AAA	HTM	3,275,096.74	3,318,459.72	43,362.98	
3138AQQ9	2516	FNMA AJ6086	FHLB	x	1,100,000	1,063,903	3.00		12/01/26	AAA	AAA	HTM	1,091,698.91	1,106,153.24	14,454.33	
														23,363,548.71	24,180,020.84	816,472.13

Reference to Interest Rate Shifts represent a shift in the Treasury Curve. Actual Market Yield shift on Individual Securities may differ. See the report 'Market Yield Shift Assumptions' for more information.

Other Reports



1-800-922-8667, mcplanning.com

Although the information in this report has been obtained from sources believed to be reliable, it's accuracy cannot be guaranteed.

Report Set Page # 162  
04/30/12 - 12:28:05 PM  
files\PledgeRpt-0212.csv  
Version 12/12/2011

<u>INVESTMENTS</u>			<u>03/31/2012</u>				<u>04/30/2012</u>
	<u>NAME</u>	<u>ACC'T #</u>	<u>BALANCE</u>	<u>INTEREST</u>	<u>DEPOSIT</u>	<u>WITHDRAW</u>	<u>BALANCE</u>
	Road & Bridge Precinct #1	1100	14,993.15	1.37			14,994.52
	Road & Bridge Precinct #2	1200	15,230.30	1.39			15,231.69
	Road & Bridge Precinct #3	1300	23,938.65	2.18			23,940.83
	Road & Bridge Precinct #4	1400	14,542.98	1.31			14,544.29
	General	1500	245,932.90	22.41	1.54		245,956.85
	Historical Commission	1700	3,501.75	0.30			3,502.05
	Child Welfare	1800	4,195.58	0.37			4,195.95
	Sales Tax	2500	4,784.04	0.46			4,784.50
	Brackenridge School	4200	2,123.08	0.24			2,123.32
	Sheriff Forfeiture	4600	5,639.89	0.50			5,640.39
	District Attorney Forfeiture	4700	9,032.00	0.80			9,032.80
	Security Fund	5100	5,000.52	0.48		0.52	5,000.48
	Juvenile Probation Grants	5300	2,081.11	0.24			2,081.35
	Permanent Improvement	5500	1,025.54				1,025.54
	Abandoned Motor Vehicle	5700	4,122.57	0.37		0.36	4,122.58
	Records Management (Clerk only)	5800	2,600.31	0.30		0.31	2,600.30
	Airport	6000	4,974.48	0.48			4,974.96
	Jail Commissary	6300	1,275.58				1,275.58
	Commissary Telephone	6400	4,000.35	0.30		0.35	4,000.30
	Boys Scouts/Camp Mauritz	7100	942.24				942.24
	Moore Seizure	7104	2,464.77	0.30			2,465.07
	DeLeon Seizure	7203	1,861.82	0.20			1,862.02
	Rojas Seizure	7210	10,887.96	0.99			10,888.95
	Ewing Seizure	7213	10,695.11	0.96			10,696.07
	Roman Seizure	7301	5,253.82	0.48			5,254.30
	Barron Seizure	7308	4,961.44	0.48			4,961.92
	Guerrero Seizure	7309	15,278.63	1.39			15,280.02
	Villareal Seizure #1	7318	36,002.84	3.26			36,006.10
	Villareal Seizure #2	7319	1,900.22	0.20			1,900.42
	Villareal Seizure #3	7320	1,662.14	0.18			1,662.32
	Binning Heirs Trust Cause #4563	7406	2,220.29	0.24			2,220.53
	Cordele Church & Cemetery	7502	10,425.31	0.95			10,426.26

<u>INVESTMENTS</u>			03/31/2012				04/30/2012
	NAME	ACC'T #	BALANCE	INTEREST	DEPOSIT	WITHDRAW	BALANCE
	Callis Receivership	7504	7,650.30	0.72			7,651.02
	Pct #4 Equipment Purchase	8800	4,735.93	0.46			4,736.39
	<b>TOTAL IN TEXPOOL</b>		<b>485,937.60</b>	<b>44.31</b>	<b>1.54</b>	<b>1.54</b>	<b>485,981.91</b>
	AVERAGE INTEREST		0.1150%				0.1110%
	<b>Texas CLASS</b>		<b>503,305.00</b>	<b>104.44</b>			<b>503,409.44</b>
	AVERAGE INTEREST		0.2500%				0.2500%
	<b>Transfer Station Certificate of Deposit Prosperity</b>		<b>17,576.53</b>				<b>17,576.53</b>
	<b>DPS-Roque Seizure</b>		<b>470,895.00</b>	<b>1,061.87</b>		<b>120.00</b>	<b>471,836.87</b>
	<b>DPS-Rodriguez Seizure</b>		<b>134,800.00</b>	<b>232.12</b>			<b>135,032.12</b>
			1.5000%				1.5000%
	<b>DEPOSITORY BANK ACCOUNT INTEREST</b>			<b>8,117.06</b>			
	<b>Cafeteria (Flexible Spending) Account</b>		<b>21,100.00</b>		<b>20.00</b>	<b>518.83</b>	<b>20,601.17</b>

This report is made in accordance with provisions of Government Code 2256 (Section 2256.023), the Public Funds Investment Act, the Public Funds Investment Act and the County's investment policy and strategies.

This report is true and correct to the best of my  
Respectfully Submitted,



Mary Horton, CCT, CIO