


**MINUTES OF COUNTY FINANCES
TREASURER'S REPORT**

IN THE MATTER OF COUNTY
FINANCES IN THE HANDS OF
MARY HORTON, TREASURER
OF JACKSON COUNTY, TEXAS


COMMISSIONERS' COURT JACKSON
COUNTY, TEXAS IN REGULAR
SESSION SEPTEMBER TERM 2011

IN ACCORDANCE with Section 114.026, Local Government Code, we, the undersigned, constituting the entire Commissioners' Court of said County, certify that on the 26th day of September 2011, at the Regular term of Court, we compared and examined the monthly report of Mary Horton, Treasurer of Jackson County, Texas, for August 2011, and finding the same correct, entered an order in the Minutes approving said report, which states total cash and other assets on hand as: **\$8,686,341.30.**


Dennis Simons, County Judge



Wayne Hunt, Commissioner Pct. 1


Wayne Bubela, Commissioner Pct. 2



Johnny E. Belicek, Commissioner Pct. 3


Larry Deyton, Commissioner Pct. 4

SWORN TO AND SUBSCRIBED BEFORE ME, by Dennis Simons, County Judge, and County Commissioners of said Jackson County, each respectively, on this the 26th day of September A.D., 2011.


Attest: Barbara Williams, County Clerk

FILED FOR RECORD THIS the 26th day of September A.D., 2011, and recorded on the 26th day of September A.D., 2011.


Barbara Williams, County Clerk and
Ex-Officio Clerk of the Commissioners'
Court in and for Jackson County, Texas.

By: _____
Deputy

		BEGINNING	TOTAL	TOTAL	ENDING	AVERAGE
		BALANCE	DEBITS	CREDITS	BALANCE	DAILY
						BALANCE
GENERAL						
10 -000-1020	CHANGE FUND/PETT	141.00	0.00	0.00	141.00	141.00
10 -000-1030	CASH IN BANK	5,095,550.34	222,473.65	430,853.68CR	4,887,170.31	5,039,008.63
10 -000-1034	CASH IN BANK -	4,563.49	3,918.47	4,373.49CR	4,108.47	2,532.30
10 -000-1040	CASH IN TEX POOL	245,768.52	19.18	0.00	245,787.70	245,770.51
10 -000-1042	CASH IN TEXAS CL	502,698.25	58.17	0.00	502,756.42	502,700.13
10 -000-1045	CASH IN T BILLS	0.00	0.00	0.00	0.00	0.00
10 -000-1046	CASH IN C.D.'S	17,491.10	0.00	0.00	17,491.10	17,491.10
10 -000-1051	CASH IN ESCROW-L	0.00	1,000.00	0.00	1,000.00	677.42
FUND 10 TOTAL		5,866,212.70	227,469.47	435,227.17CR	5,658,455.00	5,808,321.09
SALES TAX						
11 -000-1030	CASH IN BANK	1,076,576.13	108,691.52	0.00	1,185,267.65	1,149,705.66
11 -000-1040	CASH IN TEX POOL	4,781.19	0.38	0.00	4,781.57	4,781.20
FUND 11 TOTAL		1,081,357.32	108,691.90	0.00	1,190,049.22	1,154,486.86
PERMANENT IMPROVEMENT						
12 -000-1030	CASH IN BANK	209,142.18	141.04	0.00	209,283.22	209,146.73
12 -000-1040	CASH IN TEX POOL	1,025.53	0.01	0.00	1,025.54	1,025.53
FUND 12 TOTAL		210,167.71	141.05	0.00	210,308.76	210,172.26
COMMISSARY TELEPHONE						
15 -000-1030	CASH IN BANK	79,028.76	4,136.38	4,457.42CR	78,707.72	81,559.90
15 -000-1040	CASH IN TEXPOOL	4,000.31	0.33	0.31CR	4,000.33	4,000.01
FUND 15 TOTAL		83,029.07	4,136.71	4,457.73CR	82,708.05	85,559.91
COURT REPORTER SERVICES						
16 -000-1030	CASH IN BANK	4,549.08	330.00	0.00	4,879.08	4,677.79
FUND 16 TOTAL		4,549.08	330.00	0.00	4,879.08	4,677.79
DISTRICT ATTORNEY-HOT CHK						
17 -000-1030	CASH IN BANK	23,945.72	3,344.66	0.00	27,290.38	25,944.66
17 -000-1040	CASH IN TEX POOL	0.00	0.00	0.00	0.00	0.00
FUND 17 TOTAL		23,945.72	3,344.66	0.00	27,290.38	25,944.66

		BEGINNING	TOTAL	TOTAL	ENDING	AVERAGE
		BALANCE	DEBITS	CREDITS	BALANCE	DAILY
						BALANCE
ELECTIONS ADMINISTRATION						
18 -000-1030	CASH IN BANK	101.79	124.25	124.25CR	101.79	73.73
FUND 18	TOTAL	101.79	124.25	124.25CR	101.79	73.73
FORFEITURE-DIST ATTORNEY						
19 -000-1030	CASH IN BANK	75,435.76	50.74	376.50CR	75,110.00	75,246.51
19 -000-1040	CASH IN TEXPOOL	9,026.32	0.68	0.00	9,027.00	9,026.34
FUND 19	TOTAL	84,462.08	51.42	376.50CR	84,137.00	84,272.85
CAPITAL MURDER						
20 -000-1030	CASH IN BANK	0.00	0.00	0.00	0.00	0.00
20 -000-1040	CASH IN TEXPOOL	0.00	0.00	0.00	0.00	0.00
FUND 20	TOTAL	0.00	0.00	0.00	0.00	0.00
FORFEITURE-SHERIFF						
21 -000-1030	CASH IN BANK	22,232.39	14.99	0.00	22,247.38	22,232.87
21 -000-1040	CASH IN TEXPOOL	5,636.43	0.40	0.00	5,636.83	5,636.44
FUND 21	TOTAL	27,868.82	15.39	0.00	27,884.21	27,869.31
HEALTH						
22 -000-1020	CHANGE FUND/PETT	50.00	0.00	0.00	50.00	50.00
22 -000-1030	CASH IN BANK	30,371.48	3,732.64	8,624.37CR	25,479.75	28,780.46
22 -000-1040	CASH IN TEXPOOL	4,674.10	0.38	0.34CR	4,674.14	4,673.77
FUND 22	TOTAL	35,095.58	3,733.02	8,624.71CR	30,203.89	33,504.23
TECHNOLOGY FUND						
23 -000-1030	CASH IN BANK	8,542.01	635.09	625.16CR	8,551.94	8,579.91
23 -000-1040	CASH IN TEXPOOL	0.00	0.00	0.00	0.00	0.00
FUND 23	TOTAL	8,542.01	635.09	625.16CR	8,551.94	8,579.91
JUV PROB DISCRETIONARY						
24 -000-1030	CASH IN BANK	7,436.55	15.00	0.00	7,451.55	7,451.55
FUND 24	TOTAL	7,436.55	15.00	0.00	7,451.55	7,451.55

		BEGINNING	TOTAL	TOTAL	ENDING	AVERAGE
		BALANCE	DEBITS	CREDITS	BALANCE	DAILY
						BALANCE
JUVENILE PROBATION GRANTS						
25 -000-1030	CASH IN BANK	59,868.30	38.47	6,241.44CR	53,665.33	57,041.73
25 -000-1040	CASH IN TEXPOOL	2,079.82	0.09	0.00	2,079.91	2,079.82
	FUND 25 TOTAL	<u>61,948.12</u>	<u>38.56</u>	<u>6,241.44CR</u>	<u>55,745.24</u>	<u>59,121.55</u>
LAW LIBRARY						
26 -000-1030	CASH IN BANK	2,610.88	1,015.00	739.40CR	2,886.48	2,736.59
	FUND 26 TOTAL	<u>2,610.88</u>	<u>1,015.00</u>	<u>739.40CR</u>	<u>2,886.48</u>	<u>2,736.59</u>
LEOSE-LAW ENF OFFICERS ED						
27 -000-1030	CASH IN BANK	5,992.48	0.00	0.00	5,992.48	5,992.48
	FUND 27 TOTAL	<u>5,992.48</u>	<u>0.00</u>	<u>0.00</u>	<u>5,992.48</u>	<u>5,992.48</u>
LIBRARY-MEMORIAL FUND						
28 -000-1030	CASH IN BANK	53,513.94	84.06	105.80CR	53,492.20	53,477.34
28 -000-1040	CASH IN TEXPOOL	2,121.74	0.09	0.00	2,121.83	2,121.74
	FUND 28 TOTAL	<u>55,635.68</u>	<u>84.15</u>	<u>105.80CR</u>	<u>55,614.03</u>	<u>55,599.08</u>
RECORDS MGT- COUNTY CLERK						
29 -000-1030	CASH IN BANK	123,036.36	2,040.00	1,425.09CR	123,651.27	123,414.98
29 -000-1040	CASH IN TEXPOOL	2,600.09	0.20	0.09CR	2,600.20	2,600.01
	FUND 29 TOTAL	<u>125,636.45</u>	<u>2,040.20</u>	<u>1,425.18CR</u>	<u>126,251.47</u>	<u>126,014.99</u>
RECORDS MGT - COUNTY						
30 -000-1030	CASH IN BANK	29,976.95	645.73	7,428.17CR	23,194.51	27,699.17
30 -000-1040	CASH IN TEXPOOL	0.00	0.00	0.00	0.00	0.00
	FUND 30 TOTAL	<u>29,976.95</u>	<u>645.73</u>	<u>7,428.17CR</u>	<u>23,194.51</u>	<u>27,699.17</u>
RECORDS MGT - DIST CLERK						
31 -000-1030	CASH IN BANK	1,184.15	525.00	330.10CR	1,379.05	1,198.79
31 -000-1040	CASH IN TEXPOOL	0.00	0.00	0.00	0.00	0.00
	FUND 31 TOTAL	<u>1,184.15</u>	<u>525.00</u>	<u>330.10CR</u>	<u>1,379.05</u>	<u>1,198.79</u>

		BEGINNING	TOTAL	TOTAL	ENDING	AVERAGE
		BALANCE	DEBITS	CREDITS	BALANCE	DAILY
						BALANCE
SECURITY FUND						
32 -000-1030	CASH IN BANK	96,251.75	1,195.31	5,260.37CR	92,186.69	94,835.45
32 -000-1040	CASH IN TEXPOOL	5,000.34	0.39	0.34CR	5,000.39	5,000.01
FUND 32	TOTAL	<u>101,252.09</u>	<u>1,195.70</u>	<u>5,260.71CR</u>	<u>97,187.08</u>	<u>99,835.46</u>
APPELLATE JUDICIAL SYSTEM						
33 -000-1030	CASH IN BANK	0.00	0.00	0.00	0.00	0.00
FUND 33	TOTAL	<u>0.00</u>	<u>0.00</u>	<u>0.00</u>	<u>0.00</u>	<u>0.00</u>
CHILD ABUSE PREVENTION						
34 -000-1030	CASH IN BANK	2,773.84	50.00	0.00	2,823.84	2,798.19
FUND 34	TOTAL	<u>2,773.84</u>	<u>50.00</u>	<u>0.00</u>	<u>2,823.84</u>	<u>2,798.19</u>
CHILD WELFARE						
35 -000-1030	CASH IN BANK	7,987.55	5.39	0.00	7,992.94	7,987.72
35 -000-1040	CASH IN TEXPOOL	4,193.01	0.33	0.00	4,193.34	4,193.02
FUND 35	TOTAL	<u>12,180.56</u>	<u>5.72</u>	<u>0.00</u>	<u>12,186.28</u>	<u>12,180.74</u>
HISTORICAL COMMISSION						
36 -000-1030	CASH IN BANK	18,751.66	12.59	100.00CR	18,664.25	18,674.65
36 -000-1040	CASH IN TEX POOL	3,499.35	0.33	0.00	3,499.68	3,499.36
FUND 36	TOTAL	<u>22,251.01</u>	<u>12.92</u>	<u>100.00CR</u>	<u>22,163.93</u>	<u>22,174.01</u>
MEDIATION FUND						
37 -000-1030	CASH IN BANK	1,450.00	0.00	0.00	1,450.00	1,450.00
FUND 37	TOTAL	<u>1,450.00</u>	<u>0.00</u>	<u>0.00</u>	<u>1,450.00</u>	<u>1,450.00</u>
JURY						
38 -000-1030	CASH IN BANK	0.00	0.00	0.00	0.00	0.00
FUND 38	TOTAL	<u>0.00</u>	<u>0.00</u>	<u>0.00</u>	<u>0.00</u>	<u>0.00</u>
HIGHWAY						
40 -000-1030	CASH IN BANK	12,192.31	15,217.58	1,414.25CR	25,995.64	20,994.01
FUND 40	TOTAL	<u>12,192.31</u>	<u>15,217.58</u>	<u>1,414.25CR</u>	<u>25,995.64</u>	<u>20,994.01</u>

		BEGINNING	TOTAL	TOTAL	ENDING	AVERAGE
		BALANCE	DEBITS	CREDITS	BALANCE	DAILY
						BALANCE
ROAD & BRIDGE GEN NO. 1						
41 -000-1030	CASH IN BANK	118,842.23	74.01	23,543.71CR	95,372.53	109,748.44
41 -000-1040	CASH IN TEX POOL	14,983.96	1.10	0.00	14,985.06	14,984.00
	FUND 41 TOTAL	<u>133,826.19</u>	<u>75.11</u>	<u>23,543.71CR</u>	<u>110,357.59</u>	<u>124,732.44</u>
ROAD & BRIDGE GEN NO. 2						
42 -000-1030	CASH IN BANK	122,913.17	260.81	33,502.08CR	89,671.90	110,430.40
42 -000-1040	CASH IN TEXPOOL	15,220.83	1.10	0.00	15,221.93	15,220.87
	FUND 42 TOTAL	<u>138,134.00</u>	<u>261.91</u>	<u>33,502.08CR</u>	<u>104,893.83</u>	<u>125,651.27</u>
ROAD & BRIDGE GEN NO. 3						
43 -000-1030	CASH IN BANK	78,692.16	1,222.79	42,245.34CR	37,669.61	62,804.27
43 -000-1040	CASH IN TEX POOL	23,923.87	1.73	0.00	23,925.60	23,923.93
	FUND 43 TOTAL	<u>102,616.03</u>	<u>1,224.52</u>	<u>42,245.34CR</u>	<u>61,595.21</u>	<u>86,728.20</u>
ROAD & BRIDGE GEN NO. 4						
44 -000-1030	CASH IN BANK	190,842.34	118.95	37,778.60CR	153,182.69	176,380.23
44 -000-1040	CASH IN TEX POOL	14,534.03	1.07	0.00	14,535.10	14,534.06
	FUND 44 TOTAL	<u>205,376.37</u>	<u>120.02</u>	<u>37,778.60CR</u>	<u>167,717.79</u>	<u>190,914.29</u>
ROAD & BRIDGE LATERAL RD						
45 -000-1030	CASH IN BANK	5,316.78	0.00	5,316.77CR	0.01	3,601.69
	FUND 45 TOTAL	<u>5,316.78</u>	<u>0.00</u>	<u>5,316.77CR</u>	<u>0.01</u>	<u>3,601.69</u>
PCT#1 BRIDGE REPLACEMENT						
46 -000-1030	CASH IN BANK	0.00	0.00	0.00	0.00	0.00
46 -000-1040	CASH IN TEX POOL	0.00	0.00	0.00	0.00	0.00
	FUND 46 TOTAL	<u>0.00</u>	<u>0.00</u>	<u>0.00</u>	<u>0.00</u>	<u>0.00</u>
PCT#2 BRIDGE REPLACEMENT						
47 -000-1030	CASH IN BANK	0.00	0.00	0.00	0.00	0.00
47 -000-1040	CASH IN TEX POOL	0.00	0.00	0.00	0.00	0.00
	FUND 47 TOTAL	<u>0.00</u>	<u>0.00</u>	<u>0.00</u>	<u>0.00</u>	<u>0.00</u>

		BEGINNING	TOTAL	TOTAL	ENDING	AVERAGE
		BALANCE	DEBITS	CREDITS	BALANCE	DAILY
						BALANCE
PCT#3 BRIDGE REPLACEMENT						
48 -000-1030	CASH IN BANK	0.00	0.00	0.00	0.00	0.00
48 -000-1040	CASH IN TEX POOL	0.00	0.00	0.00	0.00	0.00
FUND 48	TOTAL	0.00	0.00	0.00	0.00	0.00
PCT#4 BRIDGE REPLACEMENT						
49 -000-1030	CASH IN BANK	0.00	0.00	0.00	0.00	0.00
49 -000-1040	CASH IN TEX POOL	0.00	0.00	0.00	0.00	0.00
FUND 49	TOTAL	0.00	0.00	0.00	0.00	0.00
PCT#1 EQUIPMENT REPLACMNT						
50 -000-1030	CASH IN BANK	0.01CR	0.00	0.00	0.01CR	0.01CR
50 -000-1040	CASH IN TEX POOL	0.96	0.00	0.00	0.96	0.96
FUND 50	TOTAL	0.95	0.00	0.00	0.95	0.95
PCT#2 EQUIPMENT REPLACMNT						
51 -000-1030	CASH IN BANK	4,304.37	2.90	0.00	4,307.27	4,304.46
51 -000-1040	CASH IN TEX POOL	0.78	0.00	0.00	0.78	0.78
FUND 51	TOTAL	4,305.15	2.90	0.00	4,308.05	4,305.24
PCT#3 EQUIPMENT REPLACMNT						
52 -000-1030	CASH IN BANK	30.36	0.02	0.00	30.38	30.36
52 -000-1040	CASH IN TEX POOL	0.13	0.00	0.00	0.13	0.13
FUND 52	TOTAL	30.49	0.02	0.00	30.51	30.49
PCT#4 EQUIPMENT REPLACMNT						
53 -000-1030	CASH IN BANK	43,597.93	29.40	0.00	43,627.33	43,598.88
53 -000-1040	CASH IN TEX POOL	4,733.09	0.38	0.00	4,733.47	4,733.10
FUND 53	TOTAL	48,331.02	29.78	0.00	48,360.80	48,331.98
COMMUNITY DEVELOPMNT GRNT						
55 -000-1050	CASH-COMMUNITY A	0.00	67,115.00	67,115.00CR	0.00	24,679.52
FUND 55	TOTAL	0.00	67,115.00	67,115.00CR	0.00	24,679.52

		BEGINNING	TOTAL	TOTAL	ENDING	AVERAGE
		BALANCE	DEBITS	CREDITS	BALANCE	DAILY
						BALANCE
MAURITZ CAMP FUND						
56 -000-1030	CASH IN BANK	10,269.87	6.93	0.00	10,276.80	10,270.09
56 -000-1040	CASH IN TEXPOOL	942.23	0.01	0.00	942.24	942.23
FUND 56	TOTAL	11,212.10	6.94	0.00	11,219.04	11,212.32
ABANDONED MOTOR VEHICLE						
57 -000-1030	CASH IN BANK	11,406.30	0.00	5,472.02CR	5,934.28	8,749.77
57 -000-1040	CASH IN TEXPOOL	4,122.55	0.33	0.34CR	4,122.54	4,122.22
57 -000-1055	CASH IN BANK - A	8,212.83	0.00	0.00	8,212.83	8,212.83
FUND 57	TOTAL	23,741.68	0.33	5,472.36CR	18,269.65	21,084.82
RECYCLING GRANT						
58 -000-1030	CASH IN BANK	0.00	0.00	0.00	0.00	0.00
FUND 58	TOTAL	0.00	0.00	0.00	0.00	0.00
TIFB GRANT						
59 -000-1030	CASH IN BANK	0.00	0.00	0.00	0.00	0.00
FUND 59	TOTAL	0.00	0.00	0.00	0.00	0.00
COASTAL IMPCT ASSISTANCE						
72 -000-1030	CASH IN BANK	4,414.78	0.00	0.00	4,414.78	4,414.78
FUND 72	TOTAL	4,414.78	0.00	0.00	4,414.78	4,414.78
AIRPORT						
80 -000-1030	CASH IN BANK	6,129.62	10,707.79	12,101.06CR	4,736.35	6,846.72
80 -000-1032	CLEARING	10,503.17	4,569.52	10,575.97CR	4,496.72	1,100.43
80 -000-1040	CASH IN TEXPOOL	4,971.46	0.39	0.00	4,971.85	4,971.47
FUND 80	TOTAL	21,604.25	15,277.70	22,677.03CR	14,204.92	12,918.62
JAIL COMMISSARY						
81 -000-1030	CASH IN BANK	231.13	1,479.08	1,724.28CR	14.07CR	787.44
81 -000-1040	CASH IN TEXPOOL	1,275.51	0.02	0.00	1,275.53	1,275.51
FUND 81	TOTAL	1,506.64	1,479.10	1,724.28CR	1,261.46	2,062.95

		BEGINNING	TOTAL	TOTAL	ENDING	AVERAGE
		BALANCE	DEBITS	CREDITS	BALANCE	DAILY
						BALANCE
PASSPORT PICTURE FUND						
82 -000-1030	CASH IN BANK	0.00	0.00	0.00	0.00	0.00
	FUND 82 TOTAL	0.00	0.00	0.00	0.00	0.00
STATE FEES						
88 -000-1030	CASH IN BANK	33,413.86	26,119.28	6,723.52CR	52,809.62	44,819.47
	FUND 88 TOTAL	33,413.86	26,119.28	6,723.52CR	52,809.62	44,819.47
TRUST INVESTMENT						
89 -000-1020	CASH- WILBREEZE	0.00	0.00	0.00	0.00	0.00
89 -000-1030	CASH IN BANK	250.00	206.39	0.00	456.39	316.58
89 -000-1040	CASH IN TEXPOOL	75,918.78	5.39	0.00	75,924.17	75,918.95
	FUND 89 TOTAL	76,168.78	211.78	0.00	76,380.56	76,235.53
DISTRICT CLERK RESRV ACCT						
90 -000-1030	CASH IN BANK	14,076.38	168.00	15.00CR	14,229.38	14,081.15
90 -000-1040	CASH IN TEXPOOL	0.00	0.00	0.00	0.00	0.00
	FUND 90 TOTAL	14,076.38	168.00	15.00CR	14,229.38	14,081.15
CNTYWIDE DRAINAGE DIST						
92 -000-1030	CASH IN BANK	0.00	4,718.16	4,718.16CR	0.00	1,826.38
92 -000-1040	CASH IN TEXPOOL	0.00	0.00	0.00	0.00	0.00
	FUND 92 TOTAL	0.00	4,718.16	4,718.16CR	0.00	1,826.38
OFFICE FEE ACCOUNT						
93 -000-1030	CASH IN BANK	0.00	0.00	0.00	0.00	0.00
	FUND 93 TOTAL	0.00	0.00	0.00	0.00	0.00
OMNIBASE COLLECTION FUND						
94 -000-1030	CASH IN BANK	0.00	0.00	0.00	0.00	0.00
	FUND 94 TOTAL	0.00	0.00	0.00	0.00	0.00
	REPORT TOTALS	8,691,928.40	486,329.07	723,312.42CR	8,454,945.05	8,686,341.30

Pledge Security Listing
August 31, 2011

Cusip	ID	Description	Safekeep	Receipt	Face	Current Par	Cpn	Call	Mature	Moody S&P	Fitch	F115	Book	Market	Gain	
JACKSON COUNTY																
31335HQ30	863	FHLMC C90474	FHLB	xxx	1,057,687	30,349	7.00		08/01/21	AAA	AA+	AAA	HTM	30,376.56	32,947.26	2,570.70
31400EFU9	1115	FNMA 685179	FHLB	xxx	9,500,000	1,644,344	5.00		03/01/18	AAA	AA+	AAA	HTM	1,648,314.51	1,757,320.73	109,006.22
3128H4SR1	1176	FHLMC E96828	FHLB	xxx	2,113,672	134,078	4.50		06/01/13	AAA	AA+	AAA	HTM	134,124.78	137,206.87	3,082.08
31371LF53	1189	FNMA 254988	FHLB	x	4,620,668	390,773	4.00		11/01/13	AAA	AA+	AAA	HTM	390,788.22	400,382.20	9,593.98
31283KT40	1194	FHLMC G11471	FHLB	x	12,320,786	969,616	4.00		11/01/13	AAA	AA+	AAA	HTM	969,546.98	991,534.02	21,987.04
3128MBNA1	2047	FHLMC G12885	FHLB	x	8,737,093	3,192,339	5.00		06/01/21	AAA	AA+	AAA	HTM	3,192,035.63	3,442,458.96	250,423.32
3128MBTJ6	2412	FHLMC G13053	FHLB	x	13,200,000	4,974,480	4.50		04/01/23	AAA	AA+	AAA	HTM	5,039,911.04	5,298,069.43	258,158.39
31416XHX1	2473	FNMA AB2045	FHLB	x	2,997,642	2,729,279	3.50		01/01/21	AAA	AA+	AAA	HTM	2,768,301.82	2,863,832.64	95,530.83
649: JACKSON COUNTY					54,547,548	14,065,257							14,173,399.55	14,923,752.11	750,352.56	

Reference to Interest Rate Shifts represent a shift in the Treasury Curve. Actual Market Yield shift on Individual Securities may differ. See the report 'Market Yield Shift Assumptions' for more information.

Other Reports



Although the information in this report has been obtained from sources believed to be reliable, its accuracy cannot be guaranteed

s:\Operational Departments\Accounting Department\Portfolio\mcp portfolio files\PledgeRptb82011.csv
Version 5/12/2011

Report Set Page # 187
08/30/11 - 12:29:41 PM

<u>INVESTMENTS</u>			07/31/2011				08/31/2011
NAME	ACC'T #	BALANCE	INTEREST	DEPOSIT	WITHDRAW	BALANCE	
Road & Bridge Precinct #1	1100	14,983.96	1.10			14,985.06	
Road & Bridge Precinct #2	1200	15,220.83	1.10			15,221.93	
Road & Bridge Precinct #3	1300	23,923.87	1.73			23,925.60	
Road & Bridge Precinct #4	1400	14,534.03	1.07			14,535.10	
General	1500	245,768.52	17.76	1.42		245,787.70	
Historical Commission	1700	3,499.35	0.33			3,499.68	
Child Welfare	1800	4,193.01	0.33			4,193.34	
Sales Tax	2500	4,781.19	0.38			4,781.57	
Brackenridge School	4200	2,121.74	0.09			2,121.83	
Sheriff Forfeiture	4600	5,636.43	0.40			5,636.83	
District Attorney Forfeiture	4700	9,026.32	0.68			9,027.00	
Security Fund	5100	5,000.34	0.39		0.34	5,000.39	
Juvenile Probation Grants	5300	2,079.82	0.09			2,079.91	
Permanent Improvement	5500	1,025.53	0.01			1,025.54	
Abandoned Motor Vehicle	5700	4,122.55	0.33		0.34	4,122.54	
Records Management (Clerk only)	5800	2,600.09	0.20		0.09	2,600.20	
Airport	6000	4,971.46	0.39			4,971.85	
Health	6200	4,674.10	0.38		0.34	4,674.14	
Jail Commissary	6300	1,275.51	0.02			1,275.53	
Commissary Telephone	6400	4,000.31	0.33		0.31	4,000.33	
Boys Scouts/Camp Mauritz	7100	942.23	0.01			942.24	
Moore Seizure	7104	2,462.82	0.14			2,462.96	
Ramirez Seizure	7105	4,841.50	0.39			4,841.89	
DeLeon Seizure	7203	1,860.84	0.07			1,860.91	
Rojas Seizure	7210	10,881.26	0.80			10,882.06	
Ewing Seizure	7213	10,688.59	0.79			10,689.38	
Roman Seizure	7301	5,250.57	0.40			5,250.97	
Barron Seizure	7308	4,958.43	0.39			4,958.82	
Guerrero Seizure	7309	15,269.13	1.10			15,270.23	
Binning Heirs Trust Cause #4563	7406	2,218.78	0.09			2,218.87	
Cordele Church & Cemetery	7502	10,718.85	0.79			10,719.64	

<u>INVESTMENTS</u>			07/31/2011				08/31/2011
	NAME	ACC'T #	BALANCE	INTEREST	DEPOSIT	WITHDRAW	BALANCE
	Callis Receivership	7504	6,768.01	0.43			6,768.44
	Pct #1 Equipment Purchase	8500	0.96				0.96
	Pct #2 Equipment Purchase	8600	0.78				0.78
	Pct #3 Equipment Purchase	8700	0.13				0.13
	Pct #4 Equipment Purchase	8800	4,733.09	0.38			4,733.47
	TOTAL IN TEXPOOL		455,034.93	32.89	1.42	1.42	455,067.82
	AVERAGE INTEREST		0.0665%				0.0851%
	Texas CLASS		502,698.25	58.17			502,756.42
	AVERAGE INTEREST		0.1400%				0.1400%
	Transfer Station Certificate of Deposit Prosperity		17,491.10				17,491.10
	DEPOSITORY BANK ACCOUNT INTEREST			6,603.98			
	Cafeteria (Flexible Spending) Account		8,573.21		17.70	728.59	7,862.32

This report is made in accordance with provisions of Government Code 2256 (Section 2256.023), The investments held in the Jackson County portfolio comply with the Public Funds Investment This report is true and correct to the best of my Respectfully Submitted,



Mary Horton, CCT, CIO