




**MINUTES OF COUNTY FINANCES
TREASURER'S REPORT**

IN THE MATTER OF COUNTY FINANCES
IN THE HANDS OF
MARY HORTON, TREASURER
OF JACKSON COUNTY, TEXAS

COMMISSIONERS' COURT
JACKSON COUNTY, TEXAS
IN REGULAR SESSION
DECEMBER TERM 2017

IN ACCORDANCE with Section 114.026, Local Government Code, we, the undersigned, constituting the entire Commissioners' Court of said County, certify that on the 20th day of December 2017, at the Regular term of Court, we compared and examined the monthly report of Mary Horton, Treasurer of Jackson County, Texas, for November 2017, and finding the same correct, entered an order in the Minutes approving said report, which states total cash and other assets on hand as: \$5,223,174.21.




Dennis Simons, County Judge



Wayne Hunt, Commissioner Pct. #1




Wayne Bubela, Commissioner Pct. #2




Johnny E. Belicek, Commissioner Pct. #3



Dennis Karl, Commissioner Pct. #4




SWORN TO AND SUBSCRIBED BEFORE ME, by Dennis Simons, County Judge, and County Commissioners of said Jackson County, each respectively, on this the 20th day of December A.D., 2017.



Attest: Barbara Earl, County Clerk

FILED FOR RECORD THIS the 20th day of December A.D., 2017, and recorded on the 20th day of December A.D., 2017.



Barbara Earl, County Clerk and
Ex-Officio Clerk of the Commissioners'
Court in and for Jackson County, Texas

By: _____
Deputy

		BEGINNING	TOTAL	TOTAL	ENDING	AVERAGE
		BALANCE	DEBITS	CREDITS	BALANCE	DAILY
						BALANCE
GENERAL						
10 -000-1020	CHANGE FUND/PETT	1,411.00	0.00	0.00	1,411.00	1,411.00
10 -000-1030	CASH IN BANK	57,527.17	625,905.53	631,329.61CR	52,103.09	13,728.22
10 -000-1034	CASH IN BANK -	11,362.83	7,694.79	10,376.83CR	8,680.79	5,786.40
10 -000-1040	CASH IN TEX POOL	249,213.95	215.22	0.00	249,429.17	249,221.12
10 -000-1042	CASH IN TEXAS CL	931,122.13	208,713.26	300,000.00CR	839,835.39	998,927.31
10 -000-1045	CASH IN T BILLS	0.00	0.00	0.00	0.00	0.00
10 -000-1046	CASH IN C.D.'S	17,936.16	0.00	0.00	17,936.16	17,936.16
10 -000-1051	CASH IN ESCROW-L	1,445.02	0.00	5.00CR	1,440.02	1,442.52
10 -000-1060	CASH IN MONEY MA	43,072.03	13.72	15,000.00CR	28,085.75	41,739.15
	FUND 10 TOTAL	1,313,090.29	842,542.52	956,711.44CR	1,198,921.37	1,330,191.88
PERMANENT IMPROVEMENT						
12 -000-1030	CASH IN BANK	27,480.67	68.57	8,647.00CR	18,902.24	26,618.26
12 -000-1040	CASH IN TEX POOL	0.00	0.00	0.00	0.00	0.00
12 -000-1042	CASH IN TEXAS CL	951,231.73	1,014.61	0.00	952,246.34	951,265.55
	FUND 12 TOTAL	978,712.40	1,083.18	8,647.00CR	971,148.58	977,883.81
COMMISSARY TELEPHONE						
15 -000-1030	CASH IN BANK	31,703.47	2,886.92	370.79CR	34,219.60	32,888.69
15 -000-1040	CASH IN TEXPOOL	0.00	0.00	0.00	0.00	0.00
15 -000-1042	CASH IN TEXAS CL	0.00	0.00	0.00	0.00	0.00
	FUND 15 TOTAL	31,703.47	2,886.92	370.79CR	34,219.60	32,888.69
DISTRICT ATTORNEY-HOT CHK						
17 -000-1030	CASH IN BANK	6,476.49	0.00	0.00	6,476.49	6,476.49
17 -000-1040	CASH IN TEX POOL	0.00	0.00	0.00	0.00	0.00
17 -000-1042	CASH IN TEXAS CL	0.00	0.00	0.00	0.00	0.00
	FUND 17 TOTAL	6,476.49	0.00	0.00	6,476.49	6,476.49
ELECTIONS ADMINISTRATION						
18 -000-1030	CASH IN BANK	1,630.75	0.00	0.00	1,630.75	1,630.75
18 -000-1042	CASH IN TEXAS CL	0.00	0.00	0.00	0.00	0.00
	FUND 18 TOTAL	1,630.75	0.00	0.00	1,630.75	1,630.75
FORFEITURE-DIST ATTORNEY						
19 -000-1030	CASH IN BANK	1,477.33	501.87	1,607.30CR	371.90	725.70

		BEGINNING	TOTAL	TOTAL	ENDING	AVERAGE
		BALANCE	DEBITS	CREDITS	BALANCE	DAILY
						BALANCE
19 -000-1040	CASH IN TEXPOOL	0.00	0.00	0.00	0.00	0.00
19 -000-1042	CASH IN TEXAS CL	256,404.73	273.46	500.00CR	256,178.19	256,397.18
	FUND 19 TOTAL	257,882.06	775.33	2,107.30CR	256,550.09	257,122.88
FORFEITURE-SHERIFF						
21 -000-1030	CASH IN BANK	5,653.53	14.33	201.63CR	5,466.23	5,563.15
21 -000-1040	CASH IN TEXPOOL	0.00	0.00	0.00	0.00	0.00
21 -000-1042	CASH IN TEXAS CL	50,003.54	53.34	0.00	50,056.88	50,005.32
	FUND 21 TOTAL	55,657.07	67.67	201.63CR	55,523.11	55,568.47
TECHNOLOGY FUND						
23 -000-1030	CASH IN BANK	4,489.55	686.13	1,725.50CR	3,450.18	4,561.05
23 -000-1040	CASH IN TEXPOOL	0.00	0.00	0.00	0.00	0.00
23 -000-1042	CASH IN TEXAS CL	0.00	0.00	0.00	0.00	0.00
	FUND 23 TOTAL	4,489.55	686.13	1,725.50CR	3,450.18	4,561.05
JUV PROB DISCRETIONARY						
24 -000-1030	CASH IN BANK	240.04	130.00	0.00	370.04	279.04
24 -000-1042	CASH IN TEXAS CL	0.00	0.00	0.00	0.00	0.00
	FUND 24 TOTAL	240.04	130.00	0.00	370.04	279.04
JUVENILE PROBATION GRANTS						
25 -000-1030	CASH IN BANK	23,124.15	14,666.36	14,731.11CR	23,059.40	18,773.44
25 -000-1040	CASH IN TEXPOOL	0.00	0.00	0.00	0.00	0.00
25 -000-1042	CASH IN TEXAS CL	0.00	0.00	0.00	0.00	0.00
	FUND 25 TOTAL	23,124.15	14,666.36	14,731.11CR	23,059.40	18,773.44
LAW LIBRARY						
26 -000-1030	CASH IN BANK	5,568.68	735.00	905.07CR	5,398.61	5,515.69
26 -000-1042	CASH IN TEXAS CL	0.00	0.00	0.00	0.00	0.00
	FUND 26 TOTAL	5,568.68	735.00	905.07CR	5,398.61	5,515.69
LEOSE-LAW ENF OFFICERS ED						
27 -000-1030	CASH IN BANK	3,424.09	0.00	0.00	3,424.09	3,424.09

		BEGINNING BALANCE	TOTAL DEBITS	TOTAL CREDITS	ENDING BALANCE	AVERAGE DAILY BALANCE
27 -000-1042	CASH IN TEXAS CL	0.00	0.00	0.00	0.00	0.00
	FUND 27 TOTAL	3,424.09	0.00	0.00	3,424.09	3,424.09
LIBRARY-MEMORIAL FUND						
28 -000-1030	CASH IN BANK	7,595.08	135.35	258.89CR	7,471.54	7,510.03
28 -000-1040	CASH IN TEXPOOL	0.00	0.00	0.00	0.00	0.00
28 -000-1042	CASH IN TEXAS CL	50,304.95	53.69	0.00	50,358.64	50,306.74
	FUND 28 TOTAL	57,900.03	189.04	258.89CR	57,830.18	57,816.77
RECORDS MGT- COUNTY CLERK						
29 -000-1030	CASH IN BANK	25,191.27	6,160.00	7,281.45CR	24,069.82	25,519.66
29 -000-1040	CASH IN TEXPOOL	0.00	0.00	0.00	0.00	0.00
29 -000-1042	CASH IN TEXAS CL	50,000.00	53.28	53.28CR	50,000.00	50,000.00
	FUND 29 TOTAL	75,191.27	6,213.28	7,334.73CR	74,069.82	75,519.66
RECORDS MGT - COUNTY						
30 -000-1030	CASH IN BANK	7,940.86	893.82	2,510.00CR	6,324.68	6,680.15
30 -000-1040	CASH IN TEXPOOL	0.00	0.00	0.00	0.00	0.00
30 -000-1042	CASH IN TEXAS CL	0.00	0.00	0.00	0.00	0.00
	FUND 30 TOTAL	7,940.86	893.82	2,510.00CR	6,324.68	6,680.15
RECORDS MGT - DIST CLERK						
31 -000-1030	CASH IN BANK	10,553.87	467.38	0.00	11,021.25	10,695.47
31 -000-1040	CASH IN TEXPOOL	0.00	0.00	0.00	0.00	0.00
31 -000-1042	CASH IN TEXAS CL	0.00	0.00	0.00	0.00	0.00
	FUND 31 TOTAL	10,553.87	467.38	0.00	11,021.25	10,695.47
SECURITY FUND						
32 -000-1030	CASH IN BANK	5,371.68	1,097.23	1,451.90CR	5,017.01	5,092.29
32 -000-1040	CASH IN TEXPOOL	0.00	0.00	0.00	0.00	0.00
32 -000-1042	CASH IN TEXAS CL	50,000.00	53.28	53.28CR	50,000.00	50,000.00
	FUND 32 TOTAL	55,371.68	1,150.51	1,505.18CR	55,017.01	55,092.29
CHILD ABUSE PREVENTION						
34 -000-1030	CASH IN BANK	545.50	45.00	1,000.00CR	409.50CR	462.00

DATES: 11/01/2017-11/30/2017

		BEGINNING BALANCE	TOTAL DEBITS	TOTAL CREDITS	ENDING BALANCE	AVERAGE DAILY BALANCE
34 -000-1042	CASH IN TEXAS CL	0.00	0.00	0.00	0.00	0.00
	FUND 34 TOTAL	545.50	45.00	1,000.00CR	409.50CR	462.00
CHILD WELFARE						
35 -000-1030	CASH IN BANK	8,936.72	22.77	1,000.00CR	7,959.49	8,837.48
35 -000-1040	CASH IN TEXPOOL	0.00	0.00	0.00	0.00	0.00
35 -000-1042	CASH IN TEXAS CL	0.00	0.00	0.00	0.00	0.00
	FUND 35 TOTAL	8,936.72	22.77	1,000.00CR	7,959.49	8,837.48
HISTORICAL COMMISSION						
36 -000-1030	CASH IN BANK	3,101.02	7.99	0.00	3,109.01	3,101.29
36 -000-1040	CASH IN TEX POOL	0.00	0.00	0.00	0.00	0.00
36 -000-1042	CASH IN TEXAS CL	30,182.97	32.18	0.00	30,215.15	30,184.04
	FUND 36 TOTAL	33,283.99	40.17	0.00	33,324.16	33,285.33
MEDIATION FUND						
37 -000-1030	CASH IN BANK	1,450.00	0.00	0.00	1,450.00	1,450.00
37 -000-1042	CASH IN TEXAS CL	0.00	0.00	0.00	0.00	0.00
	FUND 37 TOTAL	1,450.00	0.00	0.00	1,450.00	1,450.00
BRIDGE REPLACEMENT						
39 -000-1030	CASH IN BANK	525.00	0.00	0.00	525.00	525.00
39 -000-1042	CASH IN TEXAS CL	155,027.34	165.34	0.00	155,192.68	155,032.85
	FUND 39 TOTAL	155,552.34	165.34	0.00	155,717.68	155,557.85
HIGHWAY						
40 -000-1030	CASH IN BANK	418,067.15CR	9,858.59	16,520.00CR	424,728.56CR	414,312.89CR
40 -000-1042	CASH IN TEXAS CL	0.00	0.00	0.00	0.00	0.00
	FUND 40 TOTAL	418,067.15CR	9,858.59	16,520.00CR	424,728.56CR	414,312.89CR
ROAD & BRIDGE GEN NO. 1						
41 -000-1030	CASH IN BANK	357.35	45,100.00	41,591.95CR	3,865.40	17,945.12CR
41 -000-1040	CASH IN TEX POOL	15,191.68	13.09	0.00	15,204.77	15,192.12
41 -000-1042	CASH IN TEXAS CL	486,528.13	515.71	45,000.00CR	442,043.84	485,045.32
	FUND 41 TOTAL	502,077.16	45,628.80	86,591.95CR	461,114.01	482,292.32

		BEGINNING	TOTAL	TOTAL	ENDING	AVERAGE
		BALANCE	DEBITS	CREDITS	BALANCE	DAILY
						BALANCE
ROAD & BRIDGE GEN NO. 2						
42 -000-1030	CASH IN BANK	2,442.30	50,000.00	50,534.59CR	1,907.71	15,710.60CR
42 -000-1040	CASH IN TEXPOOL	15,431.33	13.35	0.00	15,444.68	15,431.78
42 -000-1042	CASH IN TEXAS CL	591,843.61	627.64	50,000.00CR	542,471.25	590,197.86
FUND 42	TOTAL	609,717.24	50,640.99	100,534.59CR	559,823.64	589,919.04
ROAD & BRIDGE GEN NO. 3						
43 -000-1030	CASH IN BANK	725.56	60,000.00	56,900.82CR	3,824.74	10,281.90CR
43 -000-1040	CASH IN TEX POOL	24,255.85	20.91	0.00	24,276.76	24,256.55
43 -000-1042	CASH IN TEXAS CL	444,557.84	469.87	60,000.00CR	385,027.71	442,573.50
FUND 43	TOTAL	469,539.25	60,490.78	116,900.82CR	413,129.21	456,548.15
ROAD & BRIDGE GEN NO. 4						
44 -000-1030	CASH IN BANK	2,070.21	65,000.00	62,307.91CR	4,762.30	16,717.10CR
44 -000-1040	CASH IN TEX POOL	14,734.74	12.73	0.00	14,747.47	14,735.16
44 -000-1042	CASH IN TEXAS CL	773,372.39	820.24	65,000.00CR	709,192.63	771,233.06
FUND 44	TOTAL	790,177.34	65,832.97	127,307.91CR	728,702.40	769,251.12
ROAD & BRIDGE LATERAL RD						
45 -000-1030	CASH IN BANK	20,937.52	0.00	16,606.28CR	4,331.24	15,061.99
45 -000-1042	CASH IN TEXAS CL	0.00	0.00	0.00	0.00	0.00
FUND 45	TOTAL	20,937.52	0.00	16,606.28CR	4,331.24	15,061.99
PCT#1 EQUIPMENT REPLACMNT						
50 -000-1030	CASH IN BANK	1,916.40	4.94	0.00	1,921.34	1,916.56
50 -000-1040	CASH IN TEX POOL	0.00	0.00	0.00	0.00	0.00
50 -000-1042	CASH IN TEXAS CL	20,001.41	21.33	0.00	20,022.74	20,002.12
FUND 50	TOTAL	21,917.81	26.27	0.00	21,944.08	21,918.68
PCT#2 EQUIPMENT REPLACMNT						
51 -000-1030	CASH IN BANK	809.41	2.09	0.00	811.50	809.48
51 -000-1040	CASH IN TEX POOL	0.00	0.00	0.00	0.00	0.00
51 -000-1042	CASH IN TEXAS CL	49,003.47	52.28	0.00	49,055.75	49,005.21
FUND 51	TOTAL	49,812.88	54.37	0.00	49,867.25	49,814.69

		BEGINNING	TOTAL	TOTAL	ENDING	AVERAGE
		BALANCE	DEBITS	CREDITS	BALANCE	DAILY
						BALANCE
PCT#3 EQUIPMENT REPLACMNT						
52 -000-1030	CASH IN BANK	265.23	27,000.00	27,254.39CR	10.84	7,913.45CR
52 -000-1040	CASH IN TEX POOL	0.00	0.00	0.00	0.00	0.00
52 -000-1042	CASH IN TEXAS CL	30,002.83	30.08	27,000.00CR	3,032.91	29,103.83
FUND 52	TOTAL	30,268.06	27,030.08	54,254.39CR	3,043.75	21,190.38
PCT#4 EQUIPMENT REPLACMNT						
53 -000-1030	CASH IN BANK	339.11	0.87	0.00	339.98	339.14
53 -000-1040	CASH IN TEX POOL	0.00	0.00	0.00	0.00	0.00
53 -000-1042	CASH IN TEXAS CL	100,461.90	107.17	0.00	100,569.07	100,465.47
FUND 53	TOTAL	100,801.01	108.04	0.00	100,909.05	100,804.61
CONSTRUCTION GRANTS						
55 -000-1030	CASH IN BANK	0.00	0.00	0.00	0.00	0.00
55 -000-1042	CASH IN TEXAS CL	0.00	0.00	0.00	0.00	0.00
55 -000-1050	CASH-COMMUNITY A	0.00	0.00	0.00	0.00	0.00
FUND 55	TOTAL	0.00	0.00	0.00	0.00	0.00
MAURITZ CAMP FUND						
56 -000-1030	CASH IN BANK	0.00	0.00	0.00	0.00	0.00
56 -000-1040	CASH IN TEXPOOL	0.00	0.00	0.00	0.00	0.00
56 -000-1042	CASH IN TEXAS CL	0.00	0.00	0.00	0.00	0.00
FUND 56	TOTAL	0.00	0.00	0.00	0.00	0.00
ABANDONED MOTOR VEHICLE						
57 -000-1030	CASH IN BANK	3,456.49	0.00	275.67CR	3,180.82	3,335.98
57 -000-1040	CASH IN TEXPOOL	0.00	0.00	0.00	0.00	0.00
57 -000-1042	CASH IN TEXAS CL	0.00	0.00	0.00	0.00	0.00
57 -000-1055	CASH IN BANK - A	2,445.76	0.00	0.00	2,445.76	2,445.76
FUND 57	TOTAL	5,902.25	0.00	275.67CR	5,626.58	5,781.74
COASTAL IMPCT ASSISTANCE						
72 -000-1030	CASH IN BANK	659.16	0.00	0.00	659.16	659.16
72 -000-1042	CASH IN TEXAS CL	0.00	0.00	0.00	0.00	0.00
FUND 72	TOTAL	659.16	0.00	0.00	659.16	659.16

DATES: 11/01/2017-11/30/2017

		BEGINNING	TOTAL	TOTAL	ENDING	AVERAGE
		BALANCE	DEBITS	CREDITS	BALANCE	DAILY
						BALANCE
AIRPORT						
80 -000-1030	CASH IN BANK	12,252.27	31.42	559.74CR	11,723.95	12,197.34
80 -000-1032	CLEARING	0.00	0.00	0.00	0.00	0.00
80 -000-1040	CASH IN TEXPOOL	0.00	0.00	0.00	0.00	0.00
80 -000-1042	CASH IN TEXAS CL	0.00	0.00	0.00	0.00	0.00
	FUND 80 TOTAL	12,252.27	31.42	559.74CR	11,723.95	12,197.34
JAIL COMMISSARY						
81 -000-1030	CASH IN BANK	1,241.49	1.17	1,562.12CR	319.46CR	452.70
81 -000-1040	CASH IN TEXPOOL	0.00	0.00	0.00	0.00	0.00
81 -000-1042	CASH IN TEXAS CL	0.00	0.00	0.00	0.00	0.00
	FUND 81 TOTAL	1,241.49	1.17	1,562.12CR	319.46CR	452.70
STATE FEES						
88 -000-1030	CASH IN BANK	51,077.50	29,705.69	13,530.48CR	67,252.71	58,337.35
88 -000-1042	CASH IN TEXAS CL	0.00	0.00	0.00	0.00	0.00
	FUND 88 TOTAL	51,077.50	29,705.69	13,530.48CR	67,252.71	58,337.35
TRUST INVESTMENT						
89 -000-1020	CASH- WILBREEZE	0.00	0.00	0.00	0.00	0.00
89 -000-1030	CASH IN BANK	220.00	3,439.94	3,659.94CR	0.00	210.00
89 -000-1040	CASH IN TEXPOOL	37,757.23	32.65	0.00	37,789.88	37,758.32
89 -000-1042	CASH IN TEXAS CL	0.00	3,442.85	0.00	3,442.85	114.76
89 -000-1060	CASH IN BANK - M	3,206.51	1.05	0.00	3,207.56	3,206.55
	FUND 89 TOTAL	41,183.74	6,916.49	3,659.94CR	44,440.29	41,289.63
DISTRICT CLERK RESRV ACCT						
90 -000-1030	CASH IN BANK	161,644.16	40.00	0.00	161,684.16	161,657.99
90 -000-1040	CASH IN TEXPOOL	0.00	0.00	0.00	0.00	0.00
90 -000-1042	CASH IN TEXAS CL	0.00	0.00	0.00	0.00	0.00
	FUND 90 TOTAL	161,644.16	40.00	0.00	161,684.16	161,657.99
CNTYWIDE DRAINAGE DIST						
92 -000-1030	CASH IN BANK	0.00	62,199.39	10,705.72CR	51,493.67	35,213.96
92 -000-1040	CASH IN TEXPOOL	0.00	0.00	0.00	0.00	0.00
92 -000-1042	CASH IN TEXAS CL	0.00	0.00	0.00	0.00	0.00
	FUND 92 TOTAL	0.00	62,199.39	10,705.72CR	51,493.67	35,213.96
	REPORT TOTALS	5,539,866.99	1,231,325.47	1,548,018.25CR	5,223,174.21	5,507,791.24

Pledge Security Listing

November 30, 2017

EL CAMPO, TX

ID	CUSIP	Description	Safekeeping Location	Safekeeping Receipt	Coupon	Maturity Date	Call Date	Moody	S&P	Fitch	ASC 320	Face Amount	Current Par	Current Book Value	Market Value	Gain(Loss)
JACKSON COUNTY																
863	31335HQ30	FHLMC C90474	FHLB	xxx	7.00	08/01/2021		AAA	AA+	AAA	HTM	1,000,000	4,163.77	4,163.87	4,247.04	83.18
2047	3128MBNA1	FHLMC G12885	FHLB	x	5.00	06/01/2021		AAA	AA+	AAA	HTM	8,737,000	240,055.89	240,055.94	247,326.56	7,270.63
2412	3128MBTJ6	FHLMC G13053	FHLB	x	4.50	04/01/2023		AAA	AA+	AAA	HTM	13,200,000	408,088.96	408,550.13	425,373.33	16,823.21
2493	31417ADJ5	FNMA AB3704	FHLB	x	3.00	10/01/2021		AAA	AA+	AAA	HTM	8,535,819	1,120,920.85	1,126,519.46	1,133,168.77	6,649.31
2516	3138AXXQ9	FNMA AJ6086	FHLB	x	3.00	12/01/2026		AAA	AA+	AAA	HTM	4,400,000	1,309,237.64	1,318,934.03	1,329,924.78	10,990.75
3546	31410LKN1	FNMA 890501	FHLB		2.00	11/01/2027		AAA	AA+	AAA	HTM	11,250,000	5,757,867.11	5,818,165.15	5,622,197.37	(195,967.79)
3615	31307BFM7	FHLMC J22872	FHLB		2.00	03/01/2028		AAA	AA+	AAA	HTM	9,000,000	4,764,386.07	4,783,574.62	4,658,795.36	(124,779.26)
Total for JACKSON COUNTY												56,122,819	13,604,720.29	13,699,963.20	13,421,033.21	(278,929.97)

<u>INVESTMENTS</u>		10/31/2017					11/30/2017	
TexPool								
FUND	NAME	ACC'T #	BALANCE	INTEREST	DEPOSIT	WITHDRAW	BALANCE	
41	Road & Bridge Precinct #1	1100	15,191.68	13.09			15,204.77	
42	Road & Bridge Precinct #2	1200	15,431.33	13.35			15,444.68	
43	Road & Bridge Precinct #3	1300	24,255.85	20.91			24,276.76	
44	Road & Bridge Precinct #4	1400	14,734.74	12.73			14,747.47	
10	General	1500	249,213.95	215.22			249,429.17	
89	Rojas Seizure	7210	11,031.88	9.52			11,041.40	
89	Cuellar Seizure	7326	9,618.89	8.31			9,627.20	
89	Binning Heirs Trust Cause #4563	7406	2,247.60	1.92			2,249.52	
89	Cordele Church & Cemetery	7502	6,221.11	5.40			6,226.51	
89	Callis Receivership	7504	8,637.75	7.50			8,645.25	
TOTAL IN TEXPOOL			356,584.78	307.95	0.00	0.00	356,892.73	
AVERAGE INTEREST RATE			1.0318%				1.0506%	
Texas CLASS								
10	General	0001	931,122.13	1,054.71	207,658.55	300,000.00	839,835.39	
12	Permanent Improvement	0012	951,231.73	1014.61			952,246.34	
19	Forfeiture - District Attorney	0019	256,404.73	273.46		500.00	256,178.19	
21	Forfeiture - Sheriff	0021	50,003.54	53.34			50,056.88	
28	Library - Memorial Fund	0028	50,304.95	53.69			50,358.64	
29	Records Management - County Clerk	0029	50,000.00	53.28		53.28	50,000.00	
32	Security	0032	50,000.00	53.28		53.28	50,000.00	
36	Historical Commission	0036	30,182.97	32.18			30,215.15	
39	Bridge Replacement	0039	155,027.34	165.34			155,192.68	
41	Road & Bridge Precinct #1	0041	486,528.13	515.71		45,000.00	442,043.84	
42	Road & Bridge Precinct #2	0042	591,843.61	627.64		50,000.00	542,471.25	
43	Road & Bridge Precinct #3	0043	444,557.84	469.87		60,000.00	385,027.71	
44	Road & Bridge Precinct #4	0044	773,372.39	820.24		65,000.00	709,192.63	
50	Road & Bridge Precinct #1 Equipment Replacement	0050	20,001.41	21.33			20,022.74	
51	Road & Bridge Precinct #2 Equipment Replacement	0051	49,003.47	52.28			49,055.75	
52	Road & Bridge Precinct #3 Equipment Replacement	0052	30,002.83	30.08		27,000.00	3,032.91	

<u>INVESTMENTS</u>			10/31/2017				11/30/2017
TexPool							
FUND	NAME	ACC'T #	BALANCE	INTEREST	DEPOSIT	WITHDRAW	BALANCE
53	Road & Bridge Precinct #4 Equipment Replacement	0053	100,461.90	107.17			100,569.07
89	S. McGinnis DA Seizure	0189	0.00	2.91	3,439.94		3,442.85
TOTAL IN TEXAS CLASS			5,020,048.97	5,401.12	211,098.49	547,606.56	4,688,942.02
AVERAGE INTEREST RATE			1.2700%				1.3000%
10	Transfer Station Certificate of Deposit	Prosperity	17,936.16				17,936.16
	INTEREST RATE		0.6500%				0.6500%
10	Depository Money Market	Prosperity	43,072.03	13.72		15,000.00	28,085.75
	AVERAGE INTEREST RATE		0.4000%				0.4000%
89	DPS/SO Seizures Money Market	Prosperity	3,206.51	1.05		3,207.56	0.00
	AVERAGE INTEREST RATE		0.4000%				0.4000%
Depository Bank Account Interest			Prosperity	60.95			
Cafeteria (Flexible Spending) Account			Prosperity	9,845.28	21.46	4,200.12	5,666.62

This report is made in accordance with provisions of Texas Government Code §2256.023, the Public Funds Investment Act. The investments held in the Jackson County portfolio comply with the Public Funds Investment Act and the County's investment policy and strategies.

This report is true and correct to the best of my knowledge and belief according to the records of this office.



Mary Horton, CCT, CIO