




**MINUTES OF COUNTY FINANCES  
TREASURER'S REPORT**

IN THE MATTER OF COUNTY FINANCES  
IN THE HANDS OF  
MARY HORTON, TREASURER  
OF JACKSON COUNTY, TEXAS

COMMISSIONERS' COURT  
JACKSON COUNTY, TEXAS  
IN REGULAR SESSION  
SEPTEMBER TERM 2017

IN ACCORDANCE with Section 114.026, Local Government Code, we, the undersigned, constituting the entire Commissioners' Court of said County, certify that on the 5th day of September 2017, at the Regular term of Court, we compared and examined the monthly report of Mary Horton, Treasurer of Jackson County, Texas, for July 2017, and finding the same correct, entered an order in the Minutes approving said report, which states total cash and other assets on hand as: \$7,146,205.97.

  
\_\_\_\_\_  
Dennis Simons, County Judge


  
\_\_\_\_\_  
Wayne Hunt, Commissioner Pct. #1

  
\_\_\_\_\_  
Wayne Babela, Commissioner Pct. #2


  
\_\_\_\_\_  
Johnny E. Belicek, Commissioner Pct. #3

  
\_\_\_\_\_  
Dennis Karl, Commissioner Pct. #4

SWORN TO AND SUBSCRIBED BEFORE ME, by Dennis Simons, County Judge, and County Commissioners of said Jackson County, each respectively, on this the 5th day of September A.D., 2017.

  
\_\_\_\_\_  
Attest: Barbara Earl, County Clerk

FILED FOR RECORD THIS the 5th day of September A.D., 2017, and recorded on the 5th day of September A.D., 2017.

  
\_\_\_\_\_  
Barbara Earl, County Clerk and  
Ex-Officio Clerk of the Commissioners'  
Court in and for Jackson County, Texas

By: \_\_\_\_\_  
Deputy

		BEGINNING	TOTAL	TOTAL	ENDING	AVERAGE
		BALANCE	DEBITS	CREDITS	BALANCE	DAILY
						BALANCE
GENERAL						
10 -000-1020	CHANGE FUND/PETT	1,411.00	500.00	0.00	1,911.00	1,427.13
10 -000-1030	CASH IN BANK	68,254.72	548,687.40	601,560.24CR	15,381.88	65,287.24CR
10 -000-1034	CASH IN BANK -	12,109.77	8,763.21	11,139.77CR	9,733.21	5,980.00
10 -000-1040	CASH IN TEX POOL	248,372.34	204.94	0.00	248,577.28	248,378.95
10 -000-1042	CASH IN TEXAS CL	4,359,303.10	4,462.80	250,000.00CR	4,113,765.90	4,351,382.55
10 -000-1045	CASH IN T BILLS	0.00	0.00	0.00	0.00	0.00
10 -000-1046	CASH IN C.D.'S	17,906.82	0.00	0.00	17,906.82	17,906.82
10 -000-1051	CASH IN ESCROW-L	1,465.02	0.00	5.00CR	1,460.02	1,462.92
10 -000-1060	CASH IN MONEY MA	43,014.02	14.61	0.00	43,028.63	43,014.49
FUND 10	TOTAL	4,751,836.79	562,632.96	862,705.01CR	4,451,764.74	4,604,265.62
PERMANENT IMPROVEMENT						
12 -000-1030	CASH IN BANK	86.72	200.01	195.00CR	91.73	42.85
12 -000-1040	CASH IN TEX POOL	0.00	0.00	0.00	0.00	0.00
12 -000-1042	CASH IN TEXAS CL	980,400.60	982.95	200.00CR	981,183.55	980,425.86
FUND 12	TOTAL	980,487.32	1,182.96	395.00CR	981,275.28	980,468.71
COMMISSARY TELEPHONE						
15 -000-1030	CASH IN BANK	55,965.96	2,801.99	317.81CR	58,450.14	57,143.02
15 -000-1040	CASH IN TEXPOOL	0.00	0.00	0.00	0.00	0.00
15 -000-1042	CASH IN TEXAS CL	0.00	0.00	0.00	0.00	0.00
FUND 15	TOTAL	55,965.96	2,801.99	317.81CR	58,450.14	57,143.02
DISTRICT ATTORNEY-HOT CHK						
17 -000-1030	CASH IN BANK	7,001.22	0.00	0.00	7,001.22	7,001.22
17 -000-1040	CASH IN TEX POOL	0.00	0.00	0.00	0.00	0.00
17 -000-1042	CASH IN TEXAS CL	0.00	0.00	0.00	0.00	0.00
FUND 17	TOTAL	7,001.22	0.00	0.00	7,001.22	7,001.22
ELECTIONS ADMINISTRATION						
18 -000-1030	CASH IN BANK	1,630.75	0.00	0.00	1,630.75	1,630.75
18 -000-1042	CASH IN TEXAS CL	0.00	0.00	0.00	0.00	0.00
FUND 18	TOTAL	1,630.75	0.00	0.00	1,630.75	1,630.75
FORFEITURE-DIST ATTORNEY						
19 -000-1030	CASH IN BANK	10,588.41	15,199.34	1,481.87CR	24,305.88	16,774.20

		BEGINNING	TOTAL	TOTAL	ENDING	AVERAGE
		BALANCE	DEBITS	CREDITS	BALANCE	DAILY
						BALANCE
19 -000-1040	CASH IN TEXPOOL	0.00	0.00	0.00	0.00	0.00
19 -000-1042	CASH IN TEXAS CL	230,446.12	231.05	0.00	230,677.17	230,453.57
	FUND 19 TOTAL	241,034.53	15,430.39	1,481.87CR	254,983.05	247,227.77
FORFEITURE-SHERIFF						
21 -000-1030	CASH IN BANK	34,741.42	13,843.85	198.99CR	48,386.28	41,333.21
21 -000-1040	CASH IN TEXPOOL	0.00	0.00	0.00	0.00	0.00
21 -000-1042	CASH IN TEXAS CL	0.00	0.00	0.00	0.00	0.00
	FUND 21 TOTAL	34,741.42	13,843.85	198.99CR	48,386.28	41,333.21
TECHNOLOGY FUND						
23 -000-1030	CASH IN BANK	2,168.28	662.33	0.00	2,830.61	2,338.60
23 -000-1040	CASH IN TEXPOOL	0.00	0.00	0.00	0.00	0.00
23 -000-1042	CASH IN TEXAS CL	0.00	0.00	0.00	0.00	0.00
	FUND 23 TOTAL	2,168.28	662.33	0.00	2,830.61	2,338.60
JUV PROB DISCRETIONARY						
24 -000-1030	CASH IN BANK	1,345.04	15.00	0.00	1,360.04	1,346.98
24 -000-1042	CASH IN TEXAS CL	0.00	0.00	0.00	0.00	0.00
	FUND 24 TOTAL	1,345.04	15.00	0.00	1,360.04	1,346.98
JUVENILE PROBATION GRANTS						
25 -000-1030	CASH IN BANK	27,281.70	15,486.40	20,618.63CR	22,149.47	17,939.12
25 -000-1040	CASH IN TEXPOOL	0.00	0.00	0.00	0.00	0.00
25 -000-1042	CASH IN TEXAS CL	0.00	0.00	0.00	0.00	0.00
	FUND 25 TOTAL	27,281.70	15,486.40	20,618.63CR	22,149.47	17,939.12
LAW LIBRARY						
26 -000-1030	CASH IN BANK	3,949.01	875.00	0.00	4,824.01	4,119.49
26 -000-1042	CASH IN TEXAS CL	0.00	0.00	0.00	0.00	0.00
	FUND 26 TOTAL	3,949.01	875.00	0.00	4,824.01	4,119.49
LEOSE-LAW ENF OFFICERS ED						
27 -000-1030	CASH IN BANK	6,043.08	0.00	2,618.99CR	3,424.09	4,278.82

		BEGINNING BALANCE	TOTAL DEBITS	TOTAL CREDITS	ENDING BALANCE	AVERAGE DAILY BALANCE
27 -000-1042	CASH IN TEXAS CL	0.00	0.00	0.00	0.00	0.00
	FUND 27 TOTAL	6,043.08	0.00	2,618.99CR	3,424.09	4,278.82
LIBRARY-MEMORIAL FUND						
28 -000-1030	CASH IN BANK	8,059.63	239.98	210.49CR	8,089.12	8,073.97
28 -000-1040	CASH IN TEXPOOL	0.00	0.00	0.00	0.00	0.00
28 -000-1042	CASH IN TEXAS CL	50,096.97	50.22	0.00	50,147.19	50,098.59
	FUND 28 TOTAL	58,156.60	290.20	210.49CR	58,236.31	58,172.56
RECORDS MGT- COUNTY CLERK						
29 -000-1030	CASH IN BANK	17,583.67	6,140.00	6,558.94CR	17,164.73	14,670.98
29 -000-1040	CASH IN TEXPOOL	0.00	0.00	0.00	0.00	0.00
29 -000-1042	CASH IN TEXAS CL	50,000.00	50.11	50.11CR	50,000.00	50,000.00
	FUND 29 TOTAL	67,583.67	6,190.11	6,609.05CR	67,164.73	64,670.98
RECORDS MGT - COUNTY						
30 -000-1030	CASH IN BANK	5,388.73	696.53	82.82CR	6,002.44	5,414.76
30 -000-1040	CASH IN TEXPOOL	0.00	0.00	0.00	0.00	0.00
30 -000-1042	CASH IN TEXAS CL	0.00	0.00	0.00	0.00	0.00
	FUND 30 TOTAL	5,388.73	696.53	82.82CR	6,002.44	5,414.76
RECORDS MGT - DIST CLERK						
31 -000-1030	CASH IN BANK	9,443.71	621.00	0.00	10,064.71	9,565.79
31 -000-1040	CASH IN TEXPOOL	0.00	0.00	0.00	0.00	0.00
31 -000-1042	CASH IN TEXAS CL	0.00	0.00	0.00	0.00	0.00
	FUND 31 TOTAL	9,443.71	621.00	0.00	10,064.71	9,565.79
SECURITY FUND						
32 -000-1030	CASH IN BANK	6,596.38	1,080.58	1,079.85CR	6,597.11	6,214.59
32 -000-1040	CASH IN TEXPOOL	0.00	0.00	0.00	0.00	0.00
32 -000-1042	CASH IN TEXAS CL	50,000.00	50.11	50.11CR	50,000.00	50,000.00
	FUND 32 TOTAL	56,596.38	1,130.69	1,129.96CR	56,597.11	56,214.59
CHILD ABUSE PREVENTION						
34 -000-1030	CASH IN BANK	219.84	132.00	0.00	351.84	240.07

		BEGINNING BALANCE	TOTAL DEBITS	TOTAL CREDITS	ENDING BALANCE	AVERAGE DAILY BALANCE
34 -000-1042	CASH IN TEXAS CL	0.00	0.00	0.00	0.00	0.00
	FUND 34 TOTAL	219.84	132.00	0.00	351.84	240.07
CHILD WELFARE						
35 -000-1030	CASH IN BANK	8,926.94	2.19	0.00	8,929.13	8,927.01
35 -000-1040	CASH IN TEXPOOL	0.00	0.00	0.00	0.00	0.00
35 -000-1042	CASH IN TEXAS CL	0.00	0.00	0.00	0.00	0.00
	FUND 35 TOTAL	8,926.94	2.19	0.00	8,929.13	8,927.01
HISTORICAL COMMISSION						
36 -000-1030	CASH IN BANK	2,226.55	0.55	0.00	2,227.10	2,226.57
36 -000-1040	CASH IN TEX POOL	0.00	0.00	0.00	0.00	0.00
36 -000-1042	CASH IN TEXAS CL	30,058.15	30.15	0.00	30,088.30	30,059.12
	FUND 36 TOTAL	32,284.70	30.70	0.00	32,315.40	32,285.69
MEDIATION FUND						
37 -000-1030	CASH IN BANK	1,450.00	0.00	0.00	1,450.00	1,450.00
37 -000-1042	CASH IN TEXAS CL	0.00	0.00	0.00	0.00	0.00
	FUND 37 TOTAL	1,450.00	0.00	0.00	1,450.00	1,450.00
BRIDGE REPLACEMENT						
39 -000-1030	CASH IN BANK	105,525.00	0.00	0.00	105,525.00	105,525.00
39 -000-1042	CASH IN TEXAS CL	0.00	0.00	0.00	0.00	0.00
	FUND 39 TOTAL	105,525.00	0.00	0.00	105,525.00	105,525.00
HIGHWAY						
40 -000-1030	CASH IN BANK	11,281.84	11,930.00	12,719.62CR	10,492.22	15,116.45
40 -000-1042	CASH IN TEXAS CL	0.00	0.00	0.00	0.00	0.00
	FUND 40 TOTAL	11,281.84	11,930.00	12,719.62CR	10,492.22	15,116.45
ROAD & BRIDGE GEN NO. 1						
41 -000-1030	CASH IN BANK	20,705.86	14,005.19	34,110.55CR	600.50	4,847.24
41 -000-1040	CASH IN TEX POOL	15,140.24	12.55	0.00	15,152.79	15,140.64
41 -000-1042	CASH IN TEXAS CL	100,194.02	100.03	14,000.00CR	86,294.05	99,745.63
	FUND 41 TOTAL	136,040.12	14,117.77	48,110.55CR	102,047.34	119,733.51

	BEGINNING BALANCE	TOTAL DEBITS	TOTAL CREDITS	ENDING BALANCE	AVERAGE DAILY BALANCE
ROAD & BRIDGE GEN NO. 2					
42 -000-1030 CASH IN BANK	9,060.38	40,000.00	48,270.07CR	790.31	11,566.52CR
42 -000-1040 CASH IN TEXPOOL	15,379.35	12.65	0.00	15,392.00	15,379.76
42 -000-1042 CASH IN TEXAS CL	155,338.80	154.45	40,000.00CR	115,493.25	154,053.46
FUND 42 TOTAL	179,778.53	40,167.10	88,270.07CR	131,675.56	157,866.70
ROAD & BRIDGE GEN NO. 3					
43 -000-1030 CASH IN BANK	43,336.19	6,006.25	49,091.92CR	250.52	25,500.48
43 -000-1040 CASH IN TEX POOL	24,173.78	19.99	0.00	24,193.77	24,174.42
43 -000-1042 CASH IN TEXAS CL	100,194.02	100.29	6,000.00CR	94,294.31	100,003.71
FUND 43 TOTAL	167,703.99	6,126.53	55,091.92CR	118,738.60	149,678.61
ROAD & BRIDGE GEN NO. 4					
44 -000-1030 CASH IN BANK	24,521.07	23,001.34	46,080.04CR	1,442.37	5,464.35
44 -000-1040 CASH IN TEX POOL	14,685.06	12.11	0.00	14,697.17	14,685.45
44 -000-1042 CASH IN TEXAS CL	200,674.00	200.43	23,000.00CR	177,874.43	199,938.53
FUND 44 TOTAL	239,880.13	23,213.88	69,080.04CR	194,013.97	220,088.33
ROAD & BRIDGE LATERAL RD					
45 -000-1030 CASH IN BANK	10,472.76	0.00	5,232.38CR	5,240.38	9,122.47
45 -000-1042 CASH IN TEXAS CL	0.00	0.00	0.00	0.00	0.00
FUND 45 TOTAL	10,472.76	0.00	5,232.38CR	5,240.38	9,122.47
PCT#1 EQUIPMENT REPLACMNT					
50 -000-1030 CASH IN BANK	1,913.74	0.47	0.00	1,914.21	1,913.76
50 -000-1040 CASH IN TEX POOL	0.00	0.00	0.00	0.00	0.00
50 -000-1042 CASH IN TEXAS CL	0.00	0.00	0.00	0.00	0.00
FUND 50 TOTAL	1,913.74	0.47	0.00	1,914.21	1,913.76
PCT#2 EQUIPMENT REPLACMNT					
51 -000-1030 CASH IN BANK	29,882.50	7.33	0.00	29,889.83	29,882.74
51 -000-1040 CASH IN TEX POOL	0.00	0.00	0.00	0.00	0.00
51 -000-1042 CASH IN TEXAS CL	0.00	0.00	0.00	0.00	0.00
FUND 51 TOTAL	29,882.50	7.33	0.00	29,889.83	29,882.74

		BEGINNING	TOTAL	TOTAL	ENDING	AVERAGE
		BALANCE	DEBITS	CREDITS	BALANCE	DAILY
						BALANCE
PCT#3 EQUIPMENT REPLACMNT						
52 -000-1030	CASH IN BANK	30,234.97	7.41	0.00	30,242.38	30,235.21
52 -000-1040	CASH IN TEX POOL	0.00	0.00	0.00	0.00	0.00
52 -000-1042	CASH IN TEXAS CL	0.00	0.00	0.00	0.00	0.00
FUND 52	TOTAL	30,234.97	7.41	0.00	30,242.38	30,235.21
PCT#4 EQUIPMENT REPLACMNT						
53 -000-1030	CASH IN BANK	5,332.78	1.31	0.00	5,334.09	5,332.82
53 -000-1040	CASH IN TEX POOL	0.00	0.00	0.00	0.00	0.00
53 -000-1042	CASH IN TEXAS CL	75,145.49	75.34	0.00	75,220.83	75,147.92
FUND 53	TOTAL	80,478.27	76.65	0.00	80,554.92	80,480.74
CONSTRUCTION GRANTS						
55 -000-1030	CASH IN BANK	0.00	0.00	0.00	0.00	0.00
55 -000-1042	CASH IN TEXAS CL	0.00	0.00	0.00	0.00	0.00
55 -000-1050	CASH-COMMUNITY A	0.00	0.00	0.00	0.00	0.00
FUND 55	TOTAL	0.00	0.00	0.00	0.00	0.00
MAURITZ CAMP FUND						
56 -000-1030	CASH IN BANK	0.00	0.00	0.00	0.00	0.00
56 -000-1040	CASH IN TEXPOOL	0.00	0.00	0.00	0.00	0.00
56 -000-1042	CASH IN TEXAS CL	0.00	0.00	0.00	0.00	0.00
FUND 56	TOTAL	0.00	0.00	0.00	0.00	0.00
ABANDONED MOTOR VEHICLE						
57 -000-1030	CASH IN BANK	2,512.14	2,000.00	102.00CR	4,410.14	3,647.11
57 -000-1040	CASH IN TEXPOOL	0.00	0.00	0.00	0.00	0.00
57 -000-1042	CASH IN TEXAS CL	0.00	0.00	0.00	0.00	0.00
57 -000-1055	CASH IN BANK - A	4,443.35	0.00	2,000.00CR	2,443.35	3,282.06
FUND 57	TOTAL	6,955.49	2,000.00	2,102.00CR	6,853.49	6,929.17
COASTAL IMPCT ASSISTANCE						
72 -000-1030	CASH IN BANK	768.69	0.00	0.00	768.69	768.69
72 -000-1042	CASH IN TEXAS CL	0.00	0.00	0.00	0.00	0.00
FUND 72	TOTAL	768.69	0.00	0.00	768.69	768.69

		BEGINNING BALANCE	TOTAL DEBITS	TOTAL CREDITS	ENDING BALANCE	AVERAGE DAILY BALANCE
AIRPORT						
80 -000-1030	CASH IN BANK	4,123.85	1,001.06	102.50CR	5,022.41	4,323.24
80 -000-1032	CLEARING	0.00	0.00	0.00	0.00	0.00
80 -000-1040	CASH IN TEXPOOL	0.00	0.00	0.00	0.00	0.00
80 -000-1042	CASH IN TEXAS CL	0.00	0.00	0.00	0.00	0.00
	FUND 80 TOTAL	<u>4,123.85</u>	<u>1,001.06</u>	<u>102.50CR</u>	<u>5,022.41</u>	<u>4,323.24</u>
JAIL COMMISSARY						
81 -000-1030	CASH IN BANK	1,299.08	2,356.70	3,403.72CR	252.06	826.28
81 -000-1040	CASH IN TEXPOOL	0.00	0.00	0.00	0.00	0.00
81 -000-1042	CASH IN TEXAS CL	0.00	0.00	0.00	0.00	0.00
	FUND 81 TOTAL	<u>1,299.08</u>	<u>2,356.70</u>	<u>3,403.72CR</u>	<u>252.06</u>	<u>826.28</u>
STATE FEES						
88 -000-1030	CASH IN BANK	87,632.20	29,321.13	76,415.75CR	40,537.58	86,185.48
88 -000-1042	CASH IN TEXAS CL	0.00	0.00	0.00	0.00	0.00
	FUND 88 TOTAL	<u>87,632.20</u>	<u>29,321.13</u>	<u>76,415.75CR</u>	<u>40,537.58</u>	<u>86,185.48</u>
TRUST INVESTMENT						
89 -000-1020	CASH- WILBREEZE	0.00	0.00	0.00	0.00	0.00
89 -000-1030	CASH IN BANK	0.00	32,940.28	32,940.28CR	0.00	146.69
89 -000-1040	CASH IN TEXPOOL	55,546.07	45.44	2,489.42CR	53,102.09	54,905.10
89 -000-1042	CASH IN TEXAS CL	0.00	0.00	0.00	0.00	0.00
89 -000-1060	CASH IN BANK - M	31,158.73	2,495.41	30,450.86CR	3,203.28	17,629.19
	FUND 89 TOTAL	<u>86,704.80</u>	<u>35,481.13</u>	<u>65,880.56CR</u>	<u>56,305.37</u>	<u>72,680.98</u>
DISTRICT CLERK RESRV ACCT						
90 -000-1030	CASH IN BANK	146,988.91	36.00	84.30CR	146,940.61	146,978.59
90 -000-1040	CASH IN TEXPOOL	0.00	0.00	0.00	0.00	0.00
90 -000-1042	CASH IN TEXAS CL	0.00	0.00	0.00	0.00	0.00
	FUND 90 TOTAL	<u>146,988.91</u>	<u>36.00</u>	<u>84.30CR</u>	<u>146,940.61</u>	<u>146,978.59</u>
CNTYWIDE DRAINAGE DIST						
92 -000-1030	CASH IN BANK	0.00	6,494.99	6,494.99CR	0.00	2,933.22
92 -000-1040	CASH IN TEXPOOL	0.00	0.00	0.00	0.00	0.00
92 -000-1042	CASH IN TEXAS CL	0.00	0.00	0.00	0.00	0.00
	FUND 92 TOTAL	<u>0.00</u>	<u>6,494.99</u>	<u>6,494.99CR</u>	<u>0.00</u>	<u>2,933.22</u>
	REPORT TOTALS	<u>7,681,200.54</u>	<u>794,362.45</u>	<u>1,329,357.02CR</u>	<u>7,146,205.97</u>	<u>7,447,303.93</u>



<b>INVESTMENTS</b>		<b>06/30/2017</b>				<b>07/31/2017</b>	
<b>FUND</b>	<b>NAME</b>	<b>ACC'T #</b>	<b>BALANCE</b>	<b>INTEREST</b>	<b>DEPOSIT</b>	<b>WITHDRAW</b>	<b>BALANCE</b>
<b>TexPool</b>							
41	Road & Bridge Precinct #1	1100	15,140.24	12.55			15,152.79
42	Road & Bridge Precinct #2	1200	15,379.35	12.65			15,392.00
43	Road & Bridge Precinct #3	1300	24,173.78	19.99			24,193.77
44	Road & Bridge Precinct #4	1400	14,685.06	12.11			14,697.17
10	General	1500	248,372.34	204.94			248,577.28
89	Moore Seizure	7104	2,487.81	1.61		2,489.42	0.00
89	Rojas Seizure	7210	10,994.68	9.11			11,003.79
89	Guerrero Seizure	7309	15,428.12	12.72			15,440.84
89	Cuellar Seizure	7326	9,586.56	7.90			9,594.46
89	Binning Heirs Trust Cause #4563	7406	2,240.22	1.86			2,242.08
89	Cordele Church & Cemetery	7502	6,200.08	5.11			6,205.19
89	Callis Receivership	7504	8,608.60	7.13			8,615.73
<b>TOTAL IN TEXPOOL</b>			<b>373,296.84</b>	<b>307.68</b>	<b>0.00</b>	<b>2,489.42</b>	<b>371,115.10</b>
AVERAGE INTEREST			0.8817%				0.9714%
<b>Texas CLASS</b>							
10	General	0001	4,359,303.10	4,362.58	100.22	250,000.00	4,113,765.90
12	Permanent Improvement	0012	980,400.60	982.95		200.00	981,183.55
19	Forfeiture - District Attorney	0019	230,446.12	231.05			230,677.17
28	Library - Memorial Fund	0028	50,096.97	50.22			50,147.19
29	Records Management - County Clerk	0029	50,000.00	50.11		50.11	50,000.00
32	Security	0032	50,000.00	50.11		50.11	50,000.00
36	Historical Commission	0036	30,058.15	30.15			30,088.30
41	Road & Bridge Precinct #1	0041	100,194.02	100.03		14,000.00	86,294.05
42	Road & Bridge Precinct #2	0042	155,338.80	154.45			115,493.25
43	Road & Bridge Precinct #3	0043	100,194.02	100.29		6,000.00	94,294.31
44	Road & Bridge Precinct #4	0044	200,674.00	200.43		23,000.00	177,874.43
53	Road & Bridge Precinct #4 Equipment Replacement	0053	75,145.49	75.34			75,220.83
<b>TOTAL IN TEXAS CLASS</b>			<b>6,381,851.27</b>	<b>6,387.71</b>	<b>100.22</b>	<b>333,300.22</b>	<b>6,055,038.98</b>
AVERAGE INTEREST			1.1300%				1.1800%
10	<b>Transfer Station Certificate of Deposit</b>	<b>Prosperity</b>	<b>17,906.82</b>				<b>17,906.82</b>
INTEREST RATE			0.6500%				0.6500%
10	<b>Depository Money Market</b>	<b>Prosperity</b>	<b>43,014.02</b>	<b>14.61</b>			<b>43,028.63</b>
AVERAGE INTEREST			0.4000%				0.4000%
89	<b>DPS/SO Seizures Money Market</b>	<b>Prosperity</b>	<b>31,158.73</b>	<b>5.99</b>		<b>27,961.44</b>	<b>3,203.28</b>
AVERAGE INTEREST			0.4000%				0.4000%
<b>Depository Bank Account Interest</b>			<b>Prosperity</b>	<b>196.49</b>			
<b>Cafeteria (Flexible Spending) Account</b>			<b>Prosperity</b>	<b>15,634.35</b>		<b>1,822.94</b>	<b>13,811.41</b>

This report is made in accordance with provisions of Texas Government Code §2256.023, the Public Funds Investment Act. The investments held in the Jackson County portfolio comply with the Public Funds Investment Act and the County's investment policy and strategies.

This report is true and correct to the best of my knowledge and belief according to the records of this office.



Mary Horton, CCT, CIO

# Pledge Security Listing

July 31, 2017

EL CAMPO, TX

ID	CUSIP	Description	Safekeeping Location	Safekeeping Receipt	Coupon	Maturity Date	Call Date	Moody	S&P	Fitch	FASB115	Face Amount	Current Par	Current Book Value	Market Value	Gain(Loss)
<b>JACKSON COUNTY</b>																
863	31335HQ30	FHLMC C90474	FHLB	xxx	7.00	08/01/2021		AAA	AA+	AAA	HTM	1,000,000	4,693.98	4,694.08	4,881.74	187.66
1115	31400EFU9	FNMA 685179	FHLB	xxx	5.00	03/01/2018		AAA	AA+	AAA	HTM	9,500,000	32,727.79	32,727.79	32,920.16	192.38
2047	3128MBNA1	FHLMC G12885	FHLB	x	5.00	06/01/2021		AAA	AA+	AAA	HTM	8,737,000	292,970.83	292,967.35	305,493.42	12,526.07
2412	3128MBTJ6	FHLMC G13053	FHLB	x	4.50	04/01/2023		AAA	AA+	AAA	HTM	13,200,000	460,921.30	461,529.23	485,715.20	24,185.97
2493	31417ADJ5	FNMA AB3704	FHLB	x	3.00	10/01/2021		AAA	AA+	AAA	HTM	8,535,819	1,295,886.62	1,303,073.41	1,319,989.33	16,915.92
2516	3138AXXQ9	FNMA AJ6086	FHLB	x	3.00	12/01/2026		AAA	AA+	AAA	HTM	4,400,000	1,399,544.87	1,410,562.00	1,438,399.74	27,837.73
3546	31410LKN1	FNMA 890501	FHLB		2.00	11/01/2027		AAA	AA+	AAA	HTM	11,250,000	6,075,826.09	6,143,298.56	5,963,575.20	(179,723.36)
3615	31307BFM7	FHLMC J22872	FHLB		2.00	03/01/2028		AAA	AA+	AAA	HTM	9,000,000	5,046,047.37	5,067,736.64	4,948,280.25	(119,456.38)
<b>Total for JACKSON COUNTY</b>												<b>65,622,819</b>	<b>14,608,618.85</b>	<b>14,716,589.06</b>	<b>14,499,255.04</b>	<b>(217,334.01)</b>