




**MINUTES OF COUNTY FINANCES  
TREASURER'S REPORT**

IN THE MATTER OF COUNTY FINANCES  
IN THE HANDS OF  
MARY HORTON, TREASURER  
OF JACKSON COUNTY, TEXAS

COMMISSIONERS' COURT  
JACKSON COUNTY, TEXAS  
IN REGULAR SESSION  
APRIL TERM 2017

IN ACCORDANCE with Section 114.026, Local Government Code, we, the undersigned, constituting the entire Commissioners' Court of said County, certify that on the 24th day of April 2017, at the Regular term of Court, we compared and examined the monthly report of Mary Horton, Treasurer of Jackson County, Texas, for March 2017, and finding the same correct, entered an order in the Minutes approving said report, which states total cash and other assets on hand as: \$9,192,951.60.

  
\_\_\_\_\_  
Dennis Simons, County Judge


  
\_\_\_\_\_  
Wayne Hunt, Commissioner Pct. #1

  
\_\_\_\_\_  
Wayne Bubela, Commissioner Pct. #2


  
\_\_\_\_\_  
Johnny E. Belicek, Commissioner Pct. #3

  
\_\_\_\_\_  
Dennis Karl, Commissioner Pct. #4

SWORN TO AND SUBSCRIBED BEFORE ME, by Dennis Simons, County Judge, and County Commissioners of said Jackson County, each respectively, on this the 24th day of April A.D., 2017.

  
\_\_\_\_\_  
Attest: Barbara Earl, County Clerk

FILED FOR RECORD THIS the 24th day of April A.D., 2017, and recorded on the 24th day of April A.D., 2017.

  
\_\_\_\_\_  
Barbara Earl, County Clerk and  
Ex-Officio Clerk of the Commissioners'  
Court in and for Jackson County, Texas

By: \_\_\_\_\_  
Deputy

		BEGINNING	TOTAL	TOTAL	ENDING	AVERAGE
		BALANCE	DEBITS	CREDITS	BALANCE	DAILY
						BALANCE
GENERAL						
10 -000-1020	CHANGE FUND/PETT	1,211.00	0.00	0.00	1,211.00	1,211.00
10 -000-1030	CASH IN BANK	11,752.19	774,971.62	753,896.44CR	32,827.37	31,408.78CR
10 -000-1034	CASH IN BANK -	10,876.62	12,145.80	9,996.62CR	13,025.80	4,647.25
10 -000-1040	CASH IN TEX POOL	247,754.52	130.92	0.00	247,885.44	247,758.74
10 -000-1042	CASH IN TEXAS CL	5,560,445.12	4,691.57	170,000.00CR	5,395,136.69	5,555,112.59
10 -000-1045	CASH IN T BILLS	0.00	0.00	0.00	0.00	0.00
10 -000-1046	CASH IN C.D.'S	17,862.27	22.01	0.00	17,884.28	17,877.18
10 -000-1051	CASH IN ESCROW-L	1,997.02	0.00	5.00CR	1,992.02	1,994.44
10 -000-1060	CASH IN MONEY MA	42,956.56	14.59	0.00	42,971.15	42,957.03
	FUND 10 TOTAL	5,894,855.30	791,976.51	933,898.06CR	5,752,933.75	5,840,149.45
PERMANENT IMPROVEMENT						
12 -000-1030	CASH IN BANK	982,912.90	169.05	18.00CR	983,063.95	982,917.77
12 -000-1040	CASH IN TEX POOL	0.00	0.00	0.00	0.00	0.00
	FUND 12 TOTAL	982,912.90	169.05	18.00CR	983,063.95	982,917.77
COMMISSARY TELEPHONE						
15 -000-1030	CASH IN BANK	52,258.10	2,435.83	2,132.68CR	52,561.25	52,680.42
15 -000-1040	CASH IN TEXPOOL	0.00	0.00	0.00	0.00	0.00
	FUND 15 TOTAL	52,258.10	2,435.83	2,132.68CR	52,561.25	52,680.42
DISTRICT ATTORNEY-HOT CHK						
17 -000-1030	CASH IN BANK	8,146.63	1,848.05	2,624.42CR	7,370.26	8,326.55
17 -000-1040	CASH IN TEX POOL	0.00	0.00	0.00	0.00	0.00
	FUND 17 TOTAL	8,146.63	1,848.05	2,624.42CR	7,370.26	8,326.55
ELECTIONS ADMINISTRATION						
18 -000-1030	CASH IN BANK	1,630.75	0.00	0.00	1,630.75	1,630.75
	FUND 18 TOTAL	1,630.75	0.00	0.00	1,630.75	1,630.75
FORFEITURE-DIST ATTORNEY						
19 -000-1030	CASH IN BANK	246,415.23	277.67	2,814.14CR	243,878.76	245,228.53
19 -000-1040	CASH IN TEXPOOL	0.00	0.00	0.00	0.00	0.00
	FUND 19 TOTAL	246,415.23	277.67	2,814.14CR	243,878.76	245,228.53

		BEGINNING	TOTAL	TOTAL	ENDING	AVERAGE
		BALANCE	DEBITS	CREDITS	BALANCE	DAILY
						BALANCE
FORFEITURE-SHERIFF						
21 -000-1030	CASH IN BANK	35,079.30	519.88	279.11CR	35,320.07	35,050.82
21 -000-1040	CASH IN TEXPOOL	0.00	0.00	0.00	0.00	0.00
FUND 21	TOTAL	35,079.30	519.88	279.11CR	35,320.07	35,050.82
TECHNOLOGY FUND						
23 -000-1030	CASH IN BANK	181.69	889.65	773.26CR	298.08	316.11
23 -000-1040	CASH IN TEXPOOL	0.00	0.00	0.00	0.00	0.00
FUND 23	TOTAL	181.69	889.65	773.26CR	298.08	316.11
JUV PROB DISCRETIONARY						
24 -000-1030	CASH IN BANK	1,032.04	225.00	287.00CR	970.04	863.39
FUND 24	TOTAL	1,032.04	225.00	287.00CR	970.04	863.39
JUVENILE PROBATION GRANTS						
25 -000-1030	CASH IN BANK	30,327.44	14,688.96	18,015.67CR	27,000.73	23,026.75
25 -000-1040	CASH IN TEXPOOL	0.00	0.00	0.00	0.00	0.00
FUND 25	TOTAL	30,327.44	14,688.96	18,015.67CR	27,000.73	23,026.75
LAW LIBRARY						
26 -000-1030	CASH IN BANK	1,830.11	1,225.00	0.00	3,055.11	2,139.46
FUND 26	TOTAL	1,830.11	1,225.00	0.00	3,055.11	2,139.46
LEOSE-LAW ENF OFFICERS ED						
27 -000-1030	CASH IN BANK	6,449.08	0.00	0.00	6,449.08	6,449.08
FUND 27	TOTAL	6,449.08	0.00	0.00	6,449.08	6,449.08
LIBRARY-MEMORIAL FUND						
28 -000-1030	CASH IN BANK	57,350.53	78.85	609.21CR	56,820.17	57,259.63
28 -000-1040	CASH IN TEXPOOL	0.00	0.00	0.00	0.00	0.00
FUND 28	TOTAL	57,350.53	78.85	609.21CR	56,820.17	57,259.63

	BEGINNING BALANCE	TOTAL DEBITS	TOTAL CREDITS	ENDING BALANCE	AVERAGE DAILY BALANCE
RECORDS MGT- COUNTY CLERK					
29 -000-1030 CASH IN BANK	51,364.44	5,960.00	2,528.44CR	54,796.00	52,675.60
29 -000-1040 CASH IN TEXPOOL	0.00	0.00	0.00	0.00	0.00
FUND 29 TOTAL	51,364.44	5,960.00	2,528.44CR	54,796.00	52,675.60
RECORDS MGT - COUNTY					
30 -000-1030 CASH IN BANK	9,860.96	1,478.67	2,597.90CR	8,741.73	9,626.55
30 -000-1040 CASH IN TEXPOOL	0.00	0.00	0.00	0.00	0.00
FUND 30 TOTAL	9,860.96	1,478.67	2,597.90CR	8,741.73	9,626.55
RECORDS MGT - DIST CLERK					
31 -000-1030 CASH IN BANK	8,375.21	724.00	200.00CR	8,899.21	8,532.21
31 -000-1040 CASH IN TEXPOOL	0.00	0.00	0.00	0.00	0.00
FUND 31 TOTAL	8,375.21	724.00	200.00CR	8,899.21	8,532.21
SECURITY FUND					
32 -000-1030 CASH IN BANK	56,351.36	1,380.04	1,615.34CR	56,116.06	56,077.48
32 -000-1040 CASH IN TEXPOOL	0.00	0.00	0.00	0.00	0.00
FUND 32 TOTAL	56,351.36	1,380.04	1,615.34CR	56,116.06	56,077.48
CHILD ABUSE PREVENTION					
34 -000-1030 CASH IN BANK	173.54CR	156.34	0.00	17.20CR	138.11CR
FUND 34 TOTAL	173.54CR	156.34	0.00	17.20CR	138.11CR
CHILD WELFARE					
35 -000-1030 CASH IN BANK	9,019.82	1.55	0.00	9,021.37	9,019.87
35 -000-1040 CASH IN TEXPOOL	0.00	0.00	0.00	0.00	0.00
FUND 35 TOTAL	9,019.82	1.55	0.00	9,021.37	9,019.87
HISTORICAL COMMISSION					
36 -000-1030 CASH IN BANK	34,360.53	5.86	566.35CR	33,800.04	34,049.73
36 -000-1040 CASH IN TEX POOL	0.00	0.00	0.00	0.00	0.00
FUND 36 TOTAL	34,360.53	5.86	566.35CR	33,800.04	34,049.73

		BEGINNING	TOTAL	TOTAL	ENDING	AVERAGE
		BALANCE	DEBITS	CREDITS	BALANCE	DAILY
						BALANCE
MEDIATION FUND						
37 -000-1030	CASH IN BANK	1,450.00	0.00	0.00	1,450.00	1,450.00
	FUND 37 TOTAL	<u>1,450.00</u>	<u>0.00</u>	<u>0.00</u>	<u>1,450.00</u>	<u>1,450.00</u>
BRIDGE REPLACEMENT						
39 -000-1030	CASH IN BANK	105,525.00	0.00	0.00	105,525.00	105,525.00
	FUND 39 TOTAL	<u>105,525.00</u>	<u>0.00</u>	<u>0.00</u>	<u>105,525.00</u>	<u>105,525.00</u>
HIGHWAY						
40 -000-1030	CASH IN BANK	315,182.48CR	133,357.60	0.00	181,824.88CR	249,343.63CR
	FUND 40 TOTAL	<u>315,182.48CR</u>	<u>133,357.60</u>	<u>0.00</u>	<u>181,824.88CR</u>	<u>249,343.63CR</u>
ROAD & BRIDGE GEN NO. 1						
41 -000-1030	CASH IN BANK	296,293.45	47.48	51,642.84CR	244,698.09	276,082.84
41 -000-1040	CASH IN TEX POOL	15,102.55	7.98	0.00	15,110.53	15,102.81
	FUND 41 TOTAL	<u>311,396.00</u>	<u>55.46</u>	<u>51,642.84CR</u>	<u>259,808.62</u>	<u>291,185.65</u>
ROAD & BRIDGE GEN NO. 2						
42 -000-1030	CASH IN BANK	352,806.03	57.97	44,413.95CR	308,450.05	337,054.87
42 -000-1040	CASH IN TEXPOOL	15,341.16	8.08	0.00	15,349.24	15,341.42
	FUND 42 TOTAL	<u>368,147.19</u>	<u>66.05</u>	<u>44,413.95CR</u>	<u>323,799.29</u>	<u>352,396.29</u>
ROAD & BRIDGE GEN NO. 3						
43 -000-1030	CASH IN BANK	289,850.28	47.43	36,370.05CR	253,527.66	275,793.13
43 -000-1040	CASH IN TEX POOL	24,113.59	12.76	0.00	24,126.35	24,114.00
	FUND 43 TOTAL	<u>313,963.87</u>	<u>60.19</u>	<u>36,370.05CR</u>	<u>277,654.01</u>	<u>299,907.13</u>
ROAD & BRIDGE GEN NO. 4						
44 -000-1030	CASH IN BANK	515,534.03	401.64	50,867.14CR	465,068.53	494,067.10
44 -000-1040	CASH IN TEX POOL	14,648.53	7.76	0.00	14,656.29	14,648.78
	FUND 44 TOTAL	<u>530,182.56</u>	<u>409.40</u>	<u>50,867.14CR</u>	<u>479,724.82</u>	<u>508,715.88</u>

	BEGINNING BALANCE	TOTAL DEBITS	TOTAL CREDITS	ENDING BALANCE	AVERAGE DAILY BALANCE
ROAD & BRIDGE LATERAL RD					
45 -000-1030 CASH IN BANK	20,937.52	0.00	0.00	20,937.52	20,937.52
FUND 45 TOTAL	20,937.52	0.00	0.00	20,937.52	20,937.52
PCT#1 EQUIPMENT REPLACMNT					
50 -000-1030 CASH IN BANK	26,215.68	4.51	0.00	26,220.19	26,215.83
50 -000-1040 CASH IN TEX POOL	0.00	0.00	0.00	0.00	0.00
FUND 50 TOTAL	26,215.68	4.51	0.00	26,220.19	26,215.83
PCT#2 EQUIPMENT REPLACMNT					
51 -000-1030 CASH IN BANK	54,448.44	8.79	20,745.36CR	33,711.87	51,102.70
51 -000-1040 CASH IN TEX POOL	0.00	0.00	0.00	0.00	0.00
FUND 51 TOTAL	54,448.44	8.79	20,745.36CR	33,711.87	51,102.70
PCT#3 EQUIPMENT REPLACMNT					
52 -000-1030 CASH IN BANK	30,210.94	5.20	0.00	30,216.14	30,211.11
52 -000-1040 CASH IN TEX POOL	0.00	0.00	0.00	0.00	0.00
FUND 52 TOTAL	30,210.94	5.20	0.00	30,216.14	30,211.11
PCT#4 EQUIPMENT REPLACMNT					
53 -000-1030 CASH IN BANK	78,762.10	13.55	0.00	78,775.65	78,762.54
53 -000-1040 CASH IN TEX POOL	0.00	0.00	0.00	0.00	0.00
FUND 53 TOTAL	78,762.10	13.55	0.00	78,775.65	78,762.54
CONSTRUCTION GRANTS					
55 -000-1030 CASH IN BANK	38.25CR	38.25	0.00	0.00	11.10CR
55 -000-1050 CASH-COMMUNITY A	0.00	0.00	0.00	0.00	0.00
FUND 55 TOTAL	38.25CR	38.25	0.00	0.00	11.10CR
MAURITZ CAMP FUND					
56 -000-1030 CASH IN BANK	0.00	0.00	0.00	0.00	0.00
56 -000-1040 CASH IN TEXPOOL	0.00	0.00	0.00	0.00	0.00
FUND 56 TOTAL	0.00	0.00	0.00	0.00	0.00

	BEGINNING BALANCE	TOTAL DEBITS	TOTAL CREDITS	ENDING BALANCE	AVERAGE DAILY BALANCE
ABANDONED MOTOR VEHICLE					
57 -000-1030 CASH IN BANK	4,147.36	0.00	406.12CR	3,741.24	4,081.86
57 -000-1040 CASH IN TEXPOOL	0.00	0.00	0.00	0.00	0.00
57 -000-1055 CASH IN BANK - A	4,025.37	0.00	0.00	4,025.37	4,025.37
FUND 57 TOTAL	8,172.73	0.00	406.12CR	7,766.61	8,107.23
COASTAL IMPCT ASSISTANCE					
72 -000-1030 CASH IN BANK	4,183.61	0.00	295.53CR	3,888.08	4,135.94
FUND 72 TOTAL	4,183.61	0.00	295.53CR	3,888.08	4,135.94
AIRPORT					
80 -000-1030 CASH IN BANK	5,454.77	0.94	0.00	5,455.71	5,454.80
80 -000-1032 CLEARING	0.00	0.00	0.00	0.00	0.00
80 -000-1040 CASH IN TEXPOOL	0.00	0.00	0.00	0.00	0.00
FUND 80 TOTAL	5,454.77	0.94	0.00	5,455.71	5,454.80
JAIL COMMISSARY					
81 -000-1030 CASH IN BANK	1,955.68	0.29	650.34CR	1,305.63	1,743.08
81 -000-1040 CASH IN TEXPOOL	0.00	0.00	0.00	0.00	0.00
FUND 81 TOTAL	1,955.68	0.29	650.34CR	1,305.63	1,743.08
STATE FEES					
88 -000-1030 CASH IN BANK	112,284.06	45,399.11	20,243.16CR	137,440.01	125,871.62
FUND 88 TOTAL	112,284.06	45,399.11	20,243.16CR	137,440.01	125,871.62
TRUST INVESTMENT					
89 -000-1020 CASH- WILBREEZE	0.00	0.00	0.00	0.00	0.00
89 -000-1030 CASH IN BANK	0.02CR	470.98	470.98CR	0.02CR	0.02CR
89 -000-1040 CASH IN TEXPOOL	61,970.14	32.76	470.98CR	61,531.92	61,834.46
89 -000-1060 CASH IN BANK - M	31,117.11	10.57	0.00	31,127.68	31,117.45
FUND 89 TOTAL	93,087.23	514.31	941.96CR	92,659.58	92,951.89
DISTRICT CLERK RESRV ACCT					
90 -000-1030 CASH IN BANK	146,604.87	36.00	912.33CR	145,728.54	146,074.93

	BEGINNING BALANCE	TOTAL DEBITS	TOTAL CREDITS	ENDING BALANCE	AVERAGE DAILY BALANCE
90 -000-1040 CASH IN TEXPOOL	0.00	0.00	0.00	0.00	0.00
FUND 90 TOTAL	146,604.87	36.00	912.33CR	145,728.54	146,074.93
CNTYWIDE DRAINAGE DIST					
92 -000-1030 CASH IN BANK	873,824.44	17,223.38	891,047.82CR	0.00	371,207.79
92 -000-1040 CASH IN TEXPOOL	0.00	0.00	0.00	0.00	0.00
FUND 92 TOTAL	873,824.44	17,223.38	891,047.82CR	0.00	371,207.79
REPORT TOTALS	10,259,213.84	1,021,233.94	2,087,496.18CR	9,192,951.60	9,698,484.24



# Pledge Security Listing

March 31, 2017

EL CAMPO, TX

ID	CUSIP	Description	Safekeeping Location	Safekeeping Receipt	Coupon	Maturity Date	Call Date	Moody	S&P	Fitch	FASB115	Face Amount	Current Par	Current Book Value	Market Value	Gain(Loss)
<b>JACKSON COUNTY</b>																
863	31335HQ30	FHLMC C90474	FHLB	xxx	7.00	08/01/2021		AAA	AA+	AAA	HTM	1,000,000	5,134.16	5,134.26	5,339.53	205.27
1115	31400EFU9	FNMA 685179	FHLB	xxx	5.00	03/01/2018		AAA	AA+	AAA	HTM	9,500,000	62,606.33	62,606.33	63,365.59	759.26
2047	3128MBNA1	FHLMC G12885	FHLB	x	5.00	06/01/2021		AAA	AA+	AAA	HTM	8,737,000	352,042.65	352,038.45	367,887.97	15,849.51
2412	3128MBTJ6	FHLMC G13053	FHLB	x	4.50	04/01/2023		AAA	AA+	AAA	HTM	13,200,000	525,377.16	526,167.52	554,055.21	27,887.69
2493	31417ADJ5	FNMA AB3704	FHLB	x	3.00	10/01/2021		AAA	AA+	AAA	HTM	8,535,819	1,507,727.55	1,516,866.23	1,538,590.11	21,723.88
2516	3138AXXQ9	FNMA AJ6086	FHLB	x	3.00	12/01/2026		AAA	AA+	AAA	HTM	4,400,000	1,504,941.33	1,517,505.64	1,540,702.50	23,196.86
3546	31410LKN1	FNMA 890501	FHLB		2.00	11/01/2027		AAA	AA+	AAA	HTM	11,250,000	6,432,655.16	6,508,326.23	6,231,473.87	(276,852.36)
3615	31307BFM7	FHLMC J22872	FHLB		2.00	03/01/2028		AAA	AA+	AAA	HTM	9,000,000	5,351,119.74	5,375,637.14	5,183,228.36	(192,408.78)
<b>Total for JACKSON COUNTY</b>												<b>65,622,819</b>	<b>15,741,604.08</b>	<b>15,864,281.80</b>	<b>15,484,643.14</b>	<b>(379,638.67)</b>

<b>FUND</b>	<b>INVESTMENTS</b>	<b>NAME</b>	<b>ACC'T #</b>	<b>02/28/2017 BALANCE</b>	<b>INTEREST</b>	<b>DEPOSIT</b>	<b>WITHDRAW</b>	<b>03/31/2017 BALANCE</b>
41	Road & Bridge Precinct #1		1100	15,102.55	7.98			15,110.53
42	Road & Bridge Precinct #2		1200	15,341.16	8.08			15,349.24
43	Road & Bridge Precinct #3		1300	24,113.59	12.76			24,126.35
44	Road & Bridge Precinct #4		1400	14,648.53	7.76			14,656.29
10	General		1500	247,754.52	130.92			247,885.44
89	Moore Seizure		7104	2,481.60	1.39			2,482.99
89	Rojas Seizure		7210	10,967.42	5.76			10,973.18
89	Roman Seizure		7301	5,292.03	2.79			5,294.82
89	Guerrero Seizure		7309	15,389.80	8.10			15,397.90
89	D. DeLeon Seizure		7325	470.76	0.22		470.98	0.00
89	Cuellar Seizure		7326	9,562.69	5.07			9,567.76
89	Binning Heirs Trust Cause #4563		7406	2,234.59	1.18			2,235.77
89	Cordele Church & Cemetery		7502	6,984.10	3.72			6,987.82
89	Callis Receivership		7504	8,587.15	4.53			8,591.68
	<b>TOTAL IN TEXPOOL</b>			<b>378,930.49</b>	<b>200.26</b>	<b>0.00</b>	<b>470.98</b>	<b>378,659.77</b>
	AVERAGE INTEREST			0.5591%				0.6222%
10	<b>Texas CLASS</b>			<b>5,560,445.12</b>	<b>4,691.57</b>		<b>170,000.00</b>	<b>5,395,136.69</b>
	AVERAGE INTEREST			0.9700%				1.0000%
10	<b>Transfer Station Certificate of Deposit</b>	<b>Prosperity</b>		<b>17,862.27</b>	<b>22.01</b>			<b>17,884.28</b>
	INTEREST RATE			0.5000%				0.5000%
10	<b>Depository Money Market</b>	<b>Prosperity</b>		<b>42,956.56</b>	<b>14.59</b>			<b>42,971.15</b>
	AVERAGE INTEREST			0.4000%				0.4000%
89	<b>DPS/SO Seizures Money Market</b>	<b>Prosperity</b>		<b>31,117.11</b>	<b>10.57</b>			<b>31,127.68</b>
	AVERAGE INTEREST			0.4000%				0.4000%
	<b>DEPOSITORY BANK ACCOUNT INTEREST</b>	<b>Prosperity</b>			<b>1,140.62</b>			
	<b>Cafeteria (Flexible Spending) Account</b>	<b>Prosperity</b>		<b>24,817.77</b>		<b>25.40</b>	<b>2,597.87</b>	<b>22,245.30</b>

This report is made in accordance with provisions of Texas Government Code §2256.023, the Public Funds Investment Act. The investments held in the Jackson County portfolio comply with the Public Funds Investment Act and the County's investment policy and strategies.

This report is true and correct to the best of my knowledge and belief according to the records of this office.



Mary Horton, CCT, CIO