




**MINUTES OF COUNTY FINANCES
TREASURER'S REPORT**

IN THE MATTER OF COUNTY FINANCES
IN THE HANDS OF
MARY HORTON, TREASURER
OF JACKSON COUNTY, TEXAS

COMMISSIONERS' COURT
JACKSON COUNTY, TEXAS
IN REGULAR SESSION
MARCH TERM 2017

IN ACCORDANCE with Section 114.026, Local Government Code, we, the undersigned, constituting the entire Commissioners' Court of said County, certify that on the 13th day of March 2017, at the Regular term of Court, we compared and examined the monthly report of Mary Horton, Treasurer of Jackson County, Texas, for February 2017, and finding the same correct, entered an order in the Minutes approving said report, which states total cash and other assets on hand as: \$10,259,213.84.




Dennis Simons, County Judge



Wayne Hunt, Commissioner Pct. #1




Wayne Bubela, Commissioner Pct. #2




Johnny E. Belicek, Commissioner Pct. #3



Dennis Karl, Commissioner Pct. #4




SWORN TO AND SUBSCRIBED BEFORE ME, by Dennis Simons, County Judge, and County Commissioners of said Jackson County, each respectively, on this the 13th day of March A.D., 2017.



Attest: Barbara Earl, County Clerk

FILED FOR RECORD THIS the 13th day of March A.D., 2017, and recorded on the 13th day of March A.D., 2017.



Barbara Earl, County Clerk and
Ex-Officio Clerk of the Commissioners'
Court in and for Jackson County, Texas

By: _____
Deputy

		BEGINNING	TOTAL	TOTAL	ENDING	AVERAGE
		BALANCE	DEBITS	CREDITS	BALANCE	DAILY
						BALANCE
GENERAL						
10 -000-1020	CHANGE FUND/PETT	1,211.00	0.00	0.00	1,211.00	1,211.00
10 -000-1030	CASH IN BANK	10,738.30	3,611,258.86	3,610,244.97CR	11,752.19	182,146.07
10 -000-1034	CASH IN BANK -	5,151.86	10,735.62	5,010.86CR	10,876.62	3,132.26
10 -000-1040	CASH IN TEX POOL	247,648.28	106.24	0.00	247,754.52	247,652.07
10 -000-1042	CASH IN TEXAS CL	2,927,713.97	3,002,731.15	370,000.00CR	5,560,445.12	3,771,740.08
10 -000-1045	CASH IN T BILLS	0.00	0.00	0.00	0.00	0.00
10 -000-1046	CASH IN C.D.'S	17,862.27	0.00	0.00	17,862.27	17,862.27
10 -000-1051	CASH IN ESCROW-L	2,002.02	0.00	5.00CR	1,997.02	1,999.70
10 -000-1060	CASH IN MONEY MA	42,943.38	13.18	0.00	42,956.56	42,943.85
	FUND 10 TOTAL	<u>3,255,271.08</u>	<u>6,624,845.05</u>	<u>3,985,260.83CR</u>	<u>5,894,855.30</u>	<u>4,268,687.30</u>
PERMANENT IMPROVEMENT						
12 -000-1030	CASH IN BANK	983,883.45	177.45	1,148.00CR	982,912.90	983,821.93
12 -000-1040	CASH IN TEX POOL	0.00	0.00	0.00	0.00	0.00
	FUND 12 TOTAL	<u>983,883.45</u>	<u>177.45</u>	<u>1,148.00CR</u>	<u>982,912.90</u>	<u>983,821.93</u>
COMMISSARY TELEPHONE						
15 -000-1030	CASH IN BANK	50,313.54	2,449.04	504.48CR	52,258.10	50,799.30
15 -000-1040	CASH IN TEXPOOL	0.00	0.00	0.00	0.00	0.00
	FUND 15 TOTAL	<u>50,313.54</u>	<u>2,449.04</u>	<u>504.48CR</u>	<u>52,258.10</u>	<u>50,799.30</u>
DISTRICT ATTORNEY-HOT CHK						
17 -000-1030	CASH IN BANK	8,146.63	0.00	0.00	8,146.63	8,146.63
17 -000-1040	CASH IN TEX POOL	0.00	0.00	0.00	0.00	0.00
	FUND 17 TOTAL	<u>8,146.63</u>	<u>0.00</u>	<u>0.00</u>	<u>8,146.63</u>	<u>8,146.63</u>
ELECTIONS ADMINISTRATION						
18 -000-1030	CASH IN BANK	1,630.75	0.00	0.00	1,630.75	1,630.75
	FUND 18 TOTAL	<u>1,630.75</u>	<u>0.00</u>	<u>0.00</u>	<u>1,630.75</u>	<u>1,630.75</u>
FORFEITURE-DIST ATTORNEY						
19 -000-1030	CASH IN BANK	246,111.37	2,793.01	2,489.15CR	246,415.23	247,506.53
19 -000-1040	CASH IN TEXPOOL	0.00	0.00	0.00	0.00	0.00
	FUND 19 TOTAL	<u>246,111.37</u>	<u>2,793.01</u>	<u>2,489.15CR</u>	<u>246,415.23</u>	<u>247,506.53</u>

		BEGINNING	TOTAL	TOTAL	ENDING	AVERAGE
		BALANCE	DEBITS	CREDITS	BALANCE	DAILY
						BALANCE
FORFEITURE-SHERIFF						
21 -000-1030	CASH IN BANK	32,649.69	2,628.60	198.99CR	35,079.30	35,147.78
21 -000-1040	CASH IN TEXPOOL	0.00	0.00	0.00	0.00	0.00
FUND 21	TOTAL	32,649.69	2,628.60	198.99CR	35,079.30	35,147.78
TECHNOLOGY FUND						
23 -000-1030	CASH IN BANK	486.57CR	668.26	0.00	181.69	272.96CR
23 -000-1040	CASH IN TEXPOOL	0.00	0.00	0.00	0.00	0.00
FUND 23	TOTAL	486.57CR	668.26	0.00	181.69	272.96CR
JUV PROB DISCRETIONARY						
24 -000-1030	CASH IN BANK	1,032.04	0.00	0.00	1,032.04	1,032.04
FUND 24	TOTAL	1,032.04	0.00	0.00	1,032.04	1,032.04
JUVENILE PROBATION GRANTS						
25 -000-1030	CASH IN BANK	37,882.47	14,685.58	22,240.61CR	30,327.44	28,229.80
25 -000-1040	CASH IN TEXPOOL	0.00	0.00	0.00	0.00	0.00
FUND 25	TOTAL	37,882.47	14,685.58	22,240.61CR	30,327.44	28,229.80
LAW LIBRARY						
26 -000-1030	CASH IN BANK	1,296.02	948.00	413.91CR	1,830.11	1,476.67
FUND 26	TOTAL	1,296.02	948.00	413.91CR	1,830.11	1,476.67
LEOSE-LAW ENF OFFICERS ED						
27 -000-1030	CASH IN BANK	2,514.91	3,934.17	0.00	6,449.08	3,498.45
FUND 27	TOTAL	2,514.91	3,934.17	0.00	6,449.08	3,498.45
LIBRARY-MEMORIAL FUND						
28 -000-1030	CASH IN BANK	57,602.88	9.33	261.68CR	57,350.53	57,561.91
28 -000-1040	CASH IN TEXPOOL	0.00	0.00	0.00	0.00	0.00
FUND 28	TOTAL	57,602.88	9.33	261.68CR	57,350.53	57,561.91

		BEGINNING	TOTAL	TOTAL	ENDING	AVERAGE
		BALANCE	DEBITS	CREDITS	BALANCE	DAILY
						BALANCE
RECORDS MGT- COUNTY CLERK						
29 -000-1030	CASH IN BANK	45,644.66	7,370.00	1,650.22CR	51,364.44	46,653.57
29 -000-1040	CASH IN TEXPOOL	0.00	0.00	0.00	0.00	0.00
FUND 29	TOTAL	45,644.66	7,370.00	1,650.22CR	51,364.44	46,653.57
RECORDS MGT - COUNTY						
30 -000-1030	CASH IN BANK	9,474.96	386.00	0.00	9,860.96	9,543.57
30 -000-1040	CASH IN TEXPOOL	0.00	0.00	0.00	0.00	0.00
FUND 30	TOTAL	9,474.96	386.00	0.00	9,860.96	9,543.57
RECORDS MGT - DIST CLERK						
31 -000-1030	CASH IN BANK	7,842.71	532.50	0.00	8,375.21	7,873.14
31 -000-1040	CASH IN TEXPOOL	0.00	0.00	0.00	0.00	0.00
FUND 31	TOTAL	7,842.71	532.50	0.00	8,375.21	7,873.14
SECURITY FUND						
32 -000-1030	CASH IN BANK	55,744.49	1,211.90	605.03CR	56,351.36	55,664.91
32 -000-1040	CASH IN TEXPOOL	0.00	0.00	0.00	0.00	0.00
FUND 32	TOTAL	55,744.49	1,211.90	605.03CR	56,351.36	55,664.91
CHILD ABUSE PREVENTION						
34 -000-1030	CASH IN BANK	233.54CR	60.00	0.00	173.54CR	229.79CR
FUND 34	TOTAL	233.54CR	60.00	0.00	173.54CR	229.79CR
CHILD WELFARE						
35 -000-1030	CASH IN BANK	9,018.36	1.46	0.00	9,019.82	9,018.41
35 -000-1040	CASH IN TEXPOOL	0.00	0.00	0.00	0.00	0.00
FUND 35	TOTAL	9,018.36	1.46	0.00	9,019.82	9,018.41
HISTORICAL COMMISSION						
36 -000-1030	CASH IN BANK	33,570.08	790.45	0.00	34,360.53	33,598.31
36 -000-1040	CASH IN TEX POOL	0.00	0.00	0.00	0.00	0.00
FUND 36	TOTAL	33,570.08	790.45	0.00	34,360.53	33,598.31

		BEGINNING BALANCE	TOTAL DEBITS	TOTAL CREDITS	ENDING BALANCE	AVERAGE DAILY BALANCE
MEDIATION FUND						
37 -000-1030	CASH IN BANK	1,450.00	0.00	0.00	1,450.00	1,450.00
	FUND 37 TOTAL	<u>1,450.00</u>	<u>0.00</u>	<u>0.00</u>	<u>1,450.00</u>	<u>1,450.00</u>
BRIDGE REPLACEMENT						
39 -000-1030	CASH IN BANK	106,775.00	0.00	1,250.00CR	105,525.00	106,060.71
	FUND 39 TOTAL	<u>106,775.00</u>	<u>0.00</u>	<u>1,250.00CR</u>	<u>105,525.00</u>	<u>106,060.71</u>
HIGHWAY						
40 -000-1030	CASH IN BANK	376,411.31CR	81,412.13	20,183.30CR	315,182.48CR	350,201.79CR
	FUND 40 TOTAL	<u>376,411.31CR</u>	<u>81,412.13</u>	<u>20,183.30CR</u>	<u>315,182.48CR</u>	<u>350,201.79CR</u>
ROAD & BRIDGE GEN NO. 1						
41 -000-1030	CASH IN BANK	339,717.52	51.82	43,475.89CR	296,293.45	319,754.30
41 -000-1040	CASH IN TEX POOL	15,096.11	6.44	0.00	15,102.55	15,096.34
	FUND 41 TOTAL	<u>354,813.63</u>	<u>58.26</u>	<u>43,475.89CR</u>	<u>311,396.00</u>	<u>334,850.64</u>
ROAD & BRIDGE GEN NO. 2						
42 -000-1030	CASH IN BANK	442,050.27	68.04	89,312.28CR	352,806.03	419,832.59
42 -000-1040	CASH IN TEXPOOL	15,334.59	6.57	0.00	15,341.16	15,334.82
	FUND 42 TOTAL	<u>457,384.86</u>	<u>74.61</u>	<u>89,312.28CR</u>	<u>368,147.19</u>	<u>435,167.41</u>
ROAD & BRIDGE GEN NO. 3						
43 -000-1030	CASH IN BANK	322,210.99	50.03	32,410.74CR	289,850.28	308,663.72
43 -000-1040	CASH IN TEX POOL	24,103.24	10.35	0.00	24,113.59	24,103.61
	FUND 43 TOTAL	<u>346,314.23</u>	<u>60.38</u>	<u>32,410.74CR</u>	<u>313,963.87</u>	<u>332,767.33</u>
ROAD & BRIDGE GEN NO. 4						
44 -000-1030	CASH IN BANK	562,473.95	86.96	47,026.88CR	515,534.03	536,566.00
44 -000-1040	CASH IN TEX POOL	14,642.27	6.26	0.00	14,648.53	14,642.49
	FUND 44 TOTAL	<u>577,116.22</u>	<u>93.22</u>	<u>47,026.88CR</u>	<u>530,182.56</u>	<u>551,208.49</u>

		BEGINNING BALANCE	TOTAL DEBITS	TOTAL CREDITS	ENDING BALANCE	AVERAGE DAILY BALANCE
ROAD & BRIDGE LATERAL RD						
45 -000-1030	CASH IN BANK	20,937.52	0.00	0.00	20,937.52	20,937.52
FUND 45 TOTAL		20,937.52	0.00	0.00	20,937.52	20,937.52
PCT#1 EQUIPMENT REPLACMNT						
50 -000-1030	CASH IN BANK	26,211.43	4.25	0.00	26,215.68	26,211.58
50 -000-1040	CASH IN TEX POOL	0.00	0.00	0.00	0.00	0.00
FUND 50 TOTAL		26,211.43	4.25	0.00	26,215.68	26,211.58
PCT#2 EQUIPMENT REPLACMNT						
51 -000-1030	CASH IN BANK	124,434.76	13.68	70,000.00CR	54,448.44	84,435.25
51 -000-1040	CASH IN TEX POOL	0.00	0.00	0.00	0.00	0.00
FUND 51 TOTAL		124,434.76	13.68	70,000.00CR	54,448.44	84,435.25
PCT#3 EQUIPMENT REPLACMNT						
52 -000-1030	CASH IN BANK	30,206.04	4.90	0.00	30,210.94	30,206.22
52 -000-1040	CASH IN TEX POOL	0.00	0.00	0.00	0.00	0.00
FUND 52 TOTAL		30,206.04	4.90	0.00	30,210.94	30,206.22
PCT#4 EQUIPMENT REPLACMNT						
53 -000-1030	CASH IN BANK	78,749.34	12.76	0.00	78,762.10	78,749.80
53 -000-1040	CASH IN TEX POOL	0.00	0.00	0.00	0.00	0.00
FUND 53 TOTAL		78,749.34	12.76	0.00	78,762.10	78,749.80
CONSTRUCTION GRANTS						
55 -000-1030	CASH IN BANK	262.40CR	262.40	38.25CR	38.25CR	115.19CR
55 -000-1050	CASH-COMMUNITY A	0.00	0.00	0.00	0.00	0.00
FUND 55 TOTAL		262.40CR	262.40	38.25CR	38.25CR	115.19CR
MAURITZ CAMP FUND						
56 -000-1030	CASH IN BANK	0.00	0.00	0.00	0.00	0.00
56 -000-1040	CASH IN TEXPOOL	0.00	0.00	0.00	0.00	0.00
FUND 56 TOTAL		0.00	0.00	0.00	0.00	0.00

		BEGINNING BALANCE	TOTAL DEBITS	TOTAL CREDITS	ENDING BALANCE	AVERAGE DAILY BALANCE
ABANDONED MOTOR VEHICLE						
57 -000-1030	CASH IN BANK	4,857.34	0.00	709.98CR	4,147.36	4,603.66
57 -000-1040	CASH IN TEXPOOL	0.00	0.00	0.00	0.00	0.00
57 -000-1055	CASH IN BANK - A	4,025.37	0.00	0.00	4,025.37	4,025.37
	FUND 57 TOTAL	<u>8,882.71</u>	<u>0.00</u>	<u>709.98CR</u>	<u>8,172.73</u>	<u>8,629.03</u>
COASTAL IMPCT ASSISTANCE						
72 -000-1030	CASH IN BANK	4,183.61	0.00	0.00	4,183.61	4,183.61
	FUND 72 TOTAL	<u>4,183.61</u>	<u>0.00</u>	<u>0.00</u>	<u>4,183.61</u>	<u>4,183.61</u>
AIRPORT						
80 -000-1030	CASH IN BANK	2,606.00	3,000.77	152.00CR	5,454.77	4,738.03
80 -000-1032	CLEARING	0.00	0.00	0.00	0.00	0.00
80 -000-1040	CASH IN TEXPOOL	0.00	0.00	0.00	0.00	0.00
	FUND 80 TOTAL	<u>2,606.00</u>	<u>3,000.77</u>	<u>152.00CR</u>	<u>5,454.77</u>	<u>4,738.03</u>
JAIL COMMISSARY						
81 -000-1030	CASH IN BANK	53.55	2,290.24	388.11CR	1,955.68	2,315.70
81 -000-1040	CASH IN TEXPOOL	0.00	0.00	0.00	0.00	0.00
	FUND 81 TOTAL	<u>53.55</u>	<u>2,290.24</u>	<u>388.11CR</u>	<u>1,955.68</u>	<u>2,315.70</u>
STATE FEES						
88 -000-1030	CASH IN BANK	86,109.03	31,318.17	5,143.14CR	112,284.06	94,471.27
	FUND 88 TOTAL	<u>86,109.03</u>	<u>31,318.17</u>	<u>5,143.14CR</u>	<u>112,284.06</u>	<u>94,471.27</u>
TRUST INVESTMENT						
89 -000-1020	CASH- WILBREEZE	0.00	0.00	0.00	0.00	0.00
89 -000-1030	CASH IN BANK	8,580.44	0.14	8,580.60CR	0.02CR	687.27
89 -000-1040	CASH IN TEXPOOL	61,943.50	26.98	0.34CR	61,970.14	61,944.32
89 -000-1060	CASH IN BANK - M	31,107.56	9.55	0.00	31,117.11	31,107.90
	FUND 89 TOTAL	<u>101,631.50</u>	<u>36.67</u>	<u>8,580.94CR</u>	<u>93,087.23</u>	<u>93,739.49</u>
DISTRICT CLERK RESRV ACCT						
90 -000-1030	CASH IN BANK	164,296.93	125.00	17,817.06CR	146,604.87	154,124.68

		BEGINNING BALANCE	TOTAL DEBITS	TOTAL CREDITS	ENDING BALANCE	AVERAGE DAILY BALANCE
90 -000-1040	CASH IN TEXPOOL	0.00	0.00	0.00	0.00	0.00
	FUND 90 TOTAL	<u>164,296.93</u>	<u>125.00</u>	<u>17,817.06CR</u>	<u>146,604.87</u>	<u>154,124.68</u>
CNTYWIDE DRAINAGE DIST						
92 -000-1030	CASH IN BANK	277,999.74	595,824.70	0.00	873,824.44	519,109.53
92 -000-1040	CASH IN TEXPOOL	0.00	0.00	0.00	0.00	0.00
	FUND 92 TOTAL	<u>277,999.74</u>	<u>595,824.70</u>	<u>0.00</u>	<u>873,824.44</u>	<u>519,109.53</u>
	REPORT TOTALS	<u>7,232,392.37</u>	<u>7,378,082.94</u>	<u>4,351,261.47CR</u>	<u>10,259,213.84</u>	<u>8,382,427.56</u>

Pledge Security Listing

February 28, 2017

EL CAMPO, TX

ID	CUSIP	Description	Safekeeping Location	Safekeeping Receipt	Coupon	Maturity Date	Call Date	Moody	S&P	Fitch	FASB115	Face Amount	Current Par	Current Book Value	Market Value	Gain(Loss)
JACKSON COUNTY																
863	31335HQ30	FHLMC C90474	FHLB	xxx	7.00	08/01/2021		AAA	AA+	AAA	HTM	1,000,000	5,233.67	5,233.77	5,443.02	209.25
1115	31400EFU9	FNMA 685179	FHLB	xxx	5.00	03/01/2018		AAA	AA+	AAA	HTM	9,500,000	70,154.37	70,154.37	71,194.95	1,040.59
2047	3128MBNA1	FHLMC G12885	FHLB	x	5.00	06/01/2021		AAA	AA+	AAA	HTM	8,737,000	365,976.85	365,972.49	382,989.98	17,017.49
2412	3128MBTJ6	FHLMC G13053	FHLB	x	4.50	04/01/2023		AAA	AA+	AAA	HTM	13,200,000	535,562.68	536,393.70	565,460.52	29,066.82
2493	31417ADJ5	FNMA AB3704	FHLB	x	3.00	10/01/2021		AAA	AA+	AAA	HTM	8,535,819	1,548,718.51	1,558,307.47	1,582,609.94	24,302.47
2516	3138AXXQ9	FNMA AJ6086	FHLB	x	3.00	12/01/2026		AAA	AA+	AAA	HTM	4,400,000	1,523,689.90	1,536,596.80	1,566,600.82	30,004.02
3546	31410LKN1	FNMA 890501	FHLB		2.00	11/01/2027		AAA	AA+	AAA	HTM	11,250,000	6,501,707.21	6,579,293.29	6,319,171.78	(260,121.51)
3615	31307BFM7	FHLMC J22872	FHLB		2.00	03/01/2028		AAA	AA+	AAA	HTM	9,000,000	5,409,667.71	5,434,849.20	5,261,578.06	(173,271.15)
Total for JACKSON COUNTY												65,622,819	15,960,710.90	16,086,801.09	15,755,049.07	(331,752.02)

FUND	INVESTMENTS	NAME	ACC'T #	01/31/2017 BALANCE	INTEREST	DEPOSIT	WITHDRAW	02/28/2017 BALANCE
41	Road & Bridge Precinct #1		1100	15,096.11	6.44			15,102.55
42	Road & Bridge Precinct #2		1200	15,334.59	6.57			15,341.16
43	Road & Bridge Precinct #3		1300	24,103.24	10.35			24,113.59
44	Road & Bridge Precinct #4		1400	14,642.27	6.26			14,648.53
10	General		1500	247,648.28	106.24			247,754.52
89	Moore Seizure		7104	2,480.48	1.12			2,481.60
89	Rojas Seizure		7210	10,962.66	4.76			10,967.42
89	Roman Seizure		7301	5,289.79	2.24			5,292.03
89	Guerrero Seizure		7309	15,383.16	6.64			15,389.80
89	D. DeLeon Seizure		7325	470.48	0.28			470.76
89	Cuellar Seizure		7326	9,558.51	4.18			9,562.69
89	Binning Heirs Trust Cause #4563		7406	2,233.75	0.84			2,234.59
89	Cordele Church & Cemetery		7502	6,981.02	3.08			6,984.10
89	Callis Receivership		7504	8,583.51	3.64			8,587.15
	TOTAL IN TEXPOOL			378,767.85	162.64	0.00	0.00	378,930.49
	AVERAGE INTEREST			0.5385%				0.5591%
10	Texas CLASS			2,927,713.97	2,731.15	3,000,000.00	370,000.00	5,560,445.12
	AVERAGE INTEREST			0.9600%				0.9700%
10	Transfer Station Certificate of Deposit	Prosperity		17,862.27				17,862.27
	INTEREST RATE			0.5000%				0.5000%
10	Depository Money Market	Prosperity		42,943.38	13.18			42,956.56
	AVERAGE INTEREST			0.4000%				0.4000%
89	DPS/SO Seizures Money Market	Prosperity		31,107.56	9.55			31,117.11
	AVERAGE INTEREST			0.4000%				0.4000%
	DEPOSITORY BANK ACCOUNT INTEREST	Prosperity			1,188.35			
	Cafeteria (Flexible Spending) Account	Prosperity		29,511.70		90.00	4,783.93	24,817.77

This report is made in accordance with provisions of Texas Government Code §2256.023, the Public Funds Investment Act. The investments held in the Jackson County portfolio comply with the Public Funds Investment Act and the County's investment policy and strategies.

This report is true and correct to the best of my knowledge and belief according to the records of this office.



Mary Horton, CCT, CIO