




**MINUTES OF COUNTY FINANCES
TREASURER'S REPORT**

IN THE MATTER OF COUNTY FINANCES
IN THE HANDS OF
MARY HORTON, TREASURER
OF JACKSON COUNTY, TEXAS

COMMISSIONERS' COURT
JACKSON COUNTY, TEXAS
IN REGULAR SESSION
JANUARY TERM 2017

IN ACCORDANCE with Section 114.026, Local Government Code, we, the undersigned, constituting the entire Commissioners' Court of said County, certify that on the 23rd day of January 2017, at the Regular term of Court, we compared and examined the monthly report of Mary Horton, Treasurer of Jackson County, Texas, for December 2016, and finding the same correct, entered an order in the Minutes approving said report, which states total cash and other assets on hand as: \$6,069,768.47




Dennis Simons, County Judge



Wayne Hunt, Commissioner Pct. #1



Wayne Bubela, Commissioner Pct. #2





Johnny E. Belicek, Commissioner Pct. #3



Dennis Karl, Commissioner Pct. #4


SWORN TO AND SUBSCRIBED BEFORE ME, by Dennis Simons, County Judge, and County Commissioners of said Jackson County, each respectively, on this the 23rd day of January A.D., 2017.





Attest: Barbara Earl, County Clerk

FILED FOR RECORD THIS the 23rd day of January A.D., 2017, and recorded on the 23rd day of January A.D., 2017.



Barbara Earl, County Clerk and
Ex-Officio Clerk of the Commissioners'
Court in and for Jackson County, Texas

By: _____
Deputy

		BEGINNING	TOTAL	TOTAL	ENDING	AVERAGE
		BALANCE	DEBITS	CREDITS	BALANCE	DAILY
						BALANCE
GENERAL						
10 -000-1020	CHANGE FUND/PETT	1,211.00	0.00	0.00	1,211.00	1,211.00
10 -000-1030	CASH IN BANK	28.59	713,581.12	690,287.90CR	23,321.81	131,686.17CR
10 -000-1034	CASH IN BANK -	4,683.56	5,432.51	4,247.56CR	5,868.51	3,098.83
10 -000-1040	CASH IN TEX POOL	247,438.98	96.09	0.00	247,535.07	247,442.08
10 -000-1042	CASH IN TEXAS CL	885,691.96	622,451.46	0.00	1,508,143.42	1,112,869.52
10 -000-1045	CASH IN T BILLS	0.00	0.00	0.00	0.00	0.00
10 -000-1046	CASH IN C.D.'S	17,840.09	22.18	0.00	17,862.27	17,855.12
10 -000-1051	CASH IN ESCROW-L	2,012.02	0.00	5.00CR	2,007.02	2,009.44
10 -000-1060	CASH IN MONEY MA	667,637.40	217.45	400,000.00CR	267,854.85	641,837.96
	FUND 10 TOTAL	1,826,543.60	1,341,800.81	1,094,540.46CR	2,073,803.95	1,894,637.78
PERMANENT IMPROVEMENT						
12 -000-1030	CASH IN BANK	983,564.31	156.98	0.00	983,721.29	983,569.37
12 -000-1040	CASH IN TEX POOL	0.00	0.00	0.00	0.00	0.00
	FUND 12 TOTAL	983,564.31	156.98	0.00	983,721.29	983,569.37
COMMISSARY TELEPHONE						
15 -000-1030	CASH IN BANK	45,273.25	3,272.42	911.29CR	47,634.38	46,284.77
15 -000-1040	CASH IN TEXPOOL	0.00	0.00	0.00	0.00	0.00
	FUND 15 TOTAL	45,273.25	3,272.42	911.29CR	47,634.38	46,284.77
DISTRICT ATTORNEY-HOT CHK						
17 -000-1030	CASH IN BANK	6,751.98	0.00	1.00CR	6,750.98	6,751.33
17 -000-1040	CASH IN TEX POOL	0.00	0.00	0.00	0.00	0.00
	FUND 17 TOTAL	6,751.98	0.00	1.00CR	6,750.98	6,751.33
ELECTIONS ADMINISTRATION						
18 -000-1030	CASH IN BANK	1,630.75	0.00	0.00	1,630.75	1,630.75
	FUND 18 TOTAL	1,630.75	0.00	0.00	1,630.75	1,630.75
FORFEITURE-DIST ATTORNEY						
19 -000-1030	CASH IN BANK	245,302.03	350.90	1,820.71CR	243,832.22	244,448.99
19 -000-1040	CASH IN TEXPOOL	0.00	0.00	0.00	0.00	0.00
	FUND 19 TOTAL	245,302.03	350.90	1,820.71CR	243,832.22	244,448.99

		BEGINNING BALANCE	TOTAL DEBITS	TOTAL CREDITS	ENDING BALANCE	AVERAGE DAILY BALANCE
FORFEITURE-SHERIFF						
21 -000-1030	CASH IN BANK	31,896.49	1,150.10	203.31CR	32,843.28	32,656.98
21 -000-1040	CASH IN TEXPOOL	0.00	0.00	0.00	0.00	0.00
FUND 21	TOTAL	31,896.49	1,150.10	203.31CR	32,843.28	32,656.98
TECHNOLOGY FUND						
23 -000-1030	CASH IN BANK	1,895.58	442.06	0.00	2,337.64	2,057.21
23 -000-1040	CASH IN TEXPOOL	0.00	0.00	0.00	0.00	0.00
FUND 23	TOTAL	1,895.58	442.06	0.00	2,337.64	2,057.21
JUV PROB DISCRETIONARY						
24 -000-1030	CASH IN BANK	810.79	166.25	0.00	977.04	833.61
FUND 24	TOTAL	810.79	166.25	0.00	977.04	833.61
JUVENILE PROBATION GRANTS						
25 -000-1030	CASH IN BANK	39,624.75	14,927.92	17,521.38CR	37,031.29	33,972.42
25 -000-1040	CASH IN TEXPOOL	0.00	0.00	0.00	0.00	0.00
FUND 25	TOTAL	39,624.75	14,927.92	17,521.38CR	37,031.29	33,972.42
LAW LIBRARY						
26 -000-1030	CASH IN BANK	1,932.84	385.00	1,097.91CR	1,219.93	1,698.35
FUND 26	TOTAL	1,932.84	385.00	1,097.91CR	1,219.93	1,698.35
LEOSE-LAW ENF OFFICERS ED						
27 -000-1030	CASH IN BANK	2,634.91	0.00	60.00CR	2,574.91	2,615.56
FUND 27	TOTAL	2,634.91	0.00	60.00CR	2,574.91	2,615.56
LIBRARY-MEMORIAL FUND						
28 -000-1030	CASH IN BANK	58,040.01	219.27	41.83CR	58,217.45	58,102.94
28 -000-1040	CASH IN TEXPOOL	0.00	0.00	0.00	0.00	0.00
FUND 28	TOTAL	58,040.01	219.27	41.83CR	58,217.45	58,102.94

		BEGINNING	TOTAL	TOTAL	ENDING	AVERAGE
		BALANCE	DEBITS	CREDITS	BALANCE	DAILY
						BALANCE
RECORDS MGT- COUNTY CLERK						
29 -000-1030	CASH IN BANK	85,754.72	6,590.00	35,858.49CR	56,486.23	64,934.96
29 -000-1040	CASH IN TEXPOOL	0.00	0.00	0.00	0.00	0.00
FUND 29	TOTAL	85,754.72	6,590.00	35,858.49CR	56,486.23	64,934.96
RECORDS MGT - COUNTY						
30 -000-1030	CASH IN BANK	8,174.30	600.72	0.50CR	8,774.52	8,302.77
30 -000-1040	CASH IN TEXPOOL	0.00	0.00	0.00	0.00	0.00
FUND 30	TOTAL	8,174.30	600.72	0.50CR	8,774.52	8,302.77
RECORDS MGT - DIST CLERK						
31 -000-1030	CASH IN BANK	7,157.21	415.50	0.00	7,572.71	7,319.48
31 -000-1040	CASH IN TEXPOOL	0.00	0.00	0.00	0.00	0.00
FUND 31	TOTAL	7,157.21	415.50	0.00	7,572.71	7,319.48
SECURITY FUND						
32 -000-1030	CASH IN BANK	55,995.03	901.88	1,584.10CR	55,312.81	55,644.14
32 -000-1040	CASH IN TEXPOOL	0.00	0.00	0.00	0.00	0.00
FUND 32	TOTAL	55,995.03	901.88	1,584.10CR	55,312.81	55,644.14
CHILD ABUSE PREVENTION						
34 -000-1030	CASH IN BANK	329.54CR	40.00	0.00	289.54CR	318.57CR
FUND 34	TOTAL	329.54CR	40.00	0.00	289.54CR	318.57CR
CHILD WELFARE						
35 -000-1030	CASH IN BANK	9,015.43	1.44	0.00	9,016.87	9,015.48
35 -000-1040	CASH IN TEXPOOL	0.00	0.00	0.00	0.00	0.00
FUND 35	TOTAL	9,015.43	1.44	0.00	9,016.87	9,015.48
HISTORICAL COMMISSION						
36 -000-1030	CASH IN BANK	33,559.19	5.36	0.00	33,564.55	33,559.36
36 -000-1040	CASH IN TEX POOL	0.00	0.00	0.00	0.00	0.00
FUND 36	TOTAL	33,559.19	5.36	0.00	33,564.55	33,559.36

		BEGINNING BALANCE	TOTAL DEBITS	TOTAL CREDITS	ENDING BALANCE	AVERAGE DAILY BALANCE
MEDIATION FUND						
37 -000-1030	CASH IN BANK	1,450.00	0.00	0.00	1,450.00	1,450.00
	FUND 37 TOTAL	1,450.00	0.00	0.00	1,450.00	1,450.00
BRIDGE REPLACEMENT						
39 -000-1030	CASH IN BANK	106,775.00	0.00	0.00	106,775.00	106,775.00
	FUND 39 TOTAL	106,775.00	0.00	0.00	106,775.00	106,775.00
HIGHWAY						
40 -000-1030	CASH IN BANK	407,719.92CR	28,794.87	61,608.40CR	440,533.45CR	415,972.35CR
	FUND 40 TOTAL	407,719.92CR	28,794.87	61,608.40CR	440,533.45CR	415,972.35CR
ROAD & BRIDGE GEN NO. 1						
41 -000-1030	CASH IN BANK	443,507.89	67.29	40,451.27CR	403,123.91	421,589.32
41 -000-1040	CASH IN TEX POOL	15,083.31	5.91	0.00	15,089.22	15,083.50
	FUND 41 TOTAL	458,591.20	73.20	40,451.27CR	418,213.13	436,672.82
ROAD & BRIDGE GEN NO. 2						
42 -000-1030	CASH IN BANK	520,509.31	79.61	42,384.73CR	478,204.19	498,653.95
42 -000-1040	CASH IN TEXPOOL	15,321.65	5.92	0.00	15,327.57	15,321.84
	FUND 42 TOTAL	535,830.96	85.53	42,384.73CR	493,531.76	513,975.79
ROAD & BRIDGE GEN NO. 3						
43 -000-1030	CASH IN BANK	393,699.09	62.55	28,330.03CR	365,431.61	377,943.45
43 -000-1040	CASH IN TEX POOL	24,082.94	9.32	0.00	24,092.26	24,083.24
	FUND 43 TOTAL	417,782.03	71.87	28,330.03CR	389,523.87	402,026.69
ROAD & BRIDGE GEN NO. 4						
44 -000-1030	CASH IN BANK	662,531.41	3,430.96	56,680.27CR	609,282.10	632,582.33
44 -000-1040	CASH IN TEX POOL	14,629.93	5.63	0.00	14,635.56	14,630.11
	FUND 44 TOTAL	677,161.34	3,436.59	56,680.27CR	623,917.66	647,212.44

	BEGINNING BALANCE	TOTAL DEBITS	TOTAL CREDITS	ENDING BALANCE	AVERAGE DAILY BALANCE
ROAD & BRIDGE LATERAL RD					
45 -000-1030 CASH IN BANK	20,937.52	0.00	0.00	20,937.52	20,937.52
FUND 45 TOTAL	20,937.52	0.00	0.00	20,937.52	20,937.52
PCT#1 EQUIPMENT REPLACMNT					
50 -000-1030 CASH IN BANK	26,202.93	4.18	0.00	26,207.11	26,203.06
50 -000-1040 CASH IN TEX POOL	0.00	0.00	0.00	0.00	0.00
FUND 50 TOTAL	26,202.93	4.18	0.00	26,207.11	26,203.06
PCT#2 EQUIPMENT REPLACMNT					
51 -000-1030 CASH IN BANK	124,894.34	19.91	500.00CR	124,414.25	124,733.69
51 -000-1040 CASH IN TEX POOL	0.00	0.00	0.00	0.00	0.00
FUND 51 TOTAL	124,894.34	19.91	500.00CR	124,414.25	124,733.69
PCT#3 EQUIPMENT REPLACMNT					
52 -000-1030 CASH IN BANK	30,196.24	4.82	0.00	30,201.06	30,196.40
52 -000-1040 CASH IN TEX POOL	0.00	0.00	0.00	0.00	0.00
FUND 52 TOTAL	30,196.24	4.82	0.00	30,201.06	30,196.40
PCT#4 EQUIPMENT REPLACMNT					
53 -000-1030 CASH IN BANK	78,723.80	12.56	0.00	78,736.36	78,724.21
53 -000-1040 CASH IN TEX POOL	0.00	0.00	0.00	0.00	0.00
FUND 53 TOTAL	78,723.80	12.56	0.00	78,736.36	78,724.21
CONSTRUCTION GRANTS					
55 -000-1030 CASH IN BANK	82.40CR	0.00	180.00CR	262.40CR	140.46CR
55 -000-1050 CASH-COMMUNITY A	0.00	0.00	0.00	0.00	0.00
FUND 55 TOTAL	82.40CR	0.00	180.00CR	262.40CR	140.46CR
MAURITZ CAMP FUND					
56 -000-1030 CASH IN BANK	0.00	0.00	0.00	0.00	0.00
56 -000-1040 CASH IN TEXPOOL	0.00	0.00	0.00	0.00	0.00
FUND 56 TOTAL	0.00	0.00	0.00	0.00	0.00

	BEGINNING BALANCE	TOTAL DEBITS	TOTAL CREDITS	ENDING BALANCE	AVERAGE DAILY BALANCE
ABANDONED MOTOR VEHICLE					
57 -000-1030 CASH IN BANK	6,244.30	0.00	1,860.00CR	4,384.30	5,044.30
57 -000-1040 CASH IN TEXPOOL	0.00	0.00	0.00	0.00	0.00
57 -000-1055 CASH IN BANK - A	4,025.37	0.00	0.00	4,025.37	4,025.37
FUND 57 TOTAL	10,269.67	0.00	1,860.00CR	8,409.67	9,069.67
COASTAL IMPCT ASSISTANCE					
72 -000-1030 CASH IN BANK	4,183.61	0.00	0.00	4,183.61	4,183.61
FUND 72 TOTAL	4,183.61	0.00	0.00	4,183.61	4,183.61
AIRPORT					
80 -000-1030 CASH IN BANK	2,130.28	0.34	0.00	2,130.62	2,130.29
80 -000-1032 CLEARING	0.00	0.00	0.00	0.00	0.00
80 -000-1040 CASH IN TEXPOOL	0.00	0.00	0.00	0.00	0.00
FUND 80 TOTAL	2,130.28	0.34	0.00	2,130.62	2,130.29
JAIL COMMISSARY					
81 -000-1030 CASH IN BANK	982.70	0.14	354.27CR	628.57	868.42
81 -000-1040 CASH IN TEXPOOL	0.00	0.00	0.00	0.00	0.00
FUND 81 TOTAL	982.70	0.14	354.27CR	628.57	868.42
STATE FEES					
88 -000-1030 CASH IN BANK	107,917.53	22,534.77	11,166.97CR	119,285.33	118,265.04
FUND 88 TOTAL	107,917.53	22,534.77	11,166.97CR	119,285.33	118,265.04
TRUST INVESTMENT					
89 -000-1020 CASH- WILBREEZE	0.00	0.00	0.00	0.00	0.00
89 -000-1030 CASH IN BANK	0.01CR	10,645.78	10,645.78CR	0.01CR	3,151.07
89 -000-1040 CASH IN TEXPOOL	73,699.46	10,052.77	623.78CR	83,128.45	78,854.32
89 -000-1060 CASH IN BANK - M	31,086.47	10.53	0.00	31,097.00	31,086.81
FUND 89 TOTAL	104,785.92	20,709.08	11,269.56CR	114,225.44	113,092.20
DISTRICT CLERK RESRV ACCT					
90 -000-1030 CASH IN BANK	164,009.71	62.33	0.00	164,072.04	164,043.89

		BEGINNING BALANCE	TOTAL DEBITS	TOTAL CREDITS	ENDING BALANCE	AVERAGE DAILY BALANCE
90 -000-1040	CASH IN TEXPOOL	0.00	0.00	0.00	0.00	0.00
	FUND 90 TOTAL	<u>164,009.71</u>	<u>62.33</u>	<u>0.00</u>	<u>164,072.04</u>	<u>164,043.89</u>
CNTYWIDE DRAINAGE DIST						
92 -000-1030	CASH IN BANK	73,500.87	139,451.52	92,244.33CR	120,708.06	73,208.73
92 -000-1040	CASH IN TEXPOOL	0.00	0.00	0.00	0.00	0.00
	FUND 92 TOTAL	<u>73,500.87</u>	<u>139,451.52</u>	<u>92,244.33CR</u>	<u>120,708.06</u>	<u>73,208.73</u>
	REPORT TOTALS	<u>5,983,750.96</u>	<u>1,586,688.32</u>	<u>1,500,670.81CR</u>	<u>6,069,768.47</u>	<u>5,945,374.34</u>
		=====	=====	=====	=====	=====

Pledge Security Listing

December 31, 2016

ID	CUSIP	Description	Safekeeping Location	Safekeeping Receipt	Coupon	Maturity Date	Call Date	Moody	S&P	Fitch	FASB115	Face Amount	Current Par	Current Book Value	Market Value	Gain/(Loss)
JACKSON COUNTY																
863	31335HQ30	FHLMC C90474	FHLB	xxx	7.00	08/01/2021		AAA	AA+	AAA	HTM	1,000,000	5,430.56	5,430.66	5,647.78	217.13
1115	31400EFU9	FNMA 685179	FHLB	xxx	5.00	03/01/2018		AAA	AA+	AAA	HTM	9,500,000	88,646.12	88,646.12	89,956.88	1,310.76
2047	3128MBMA1	FHLMC G12885	FHLB	x	5.00	06/01/2021		AAA	AA+	AAA	HTM	8,737,000	400,336.94	400,332.16	418,913.80	18,581.64
2412	3128MBTJ6	FHLMC G13053	FHLB	x	4.50	04/01/2023		AAA	AA+	AAA	HTM	13,200,000	559,033.86	559,933.90	590,395.20	30,441.30
2493	31417ADJ5	FNMA AB3704	FHLB	x	3.00	10/01/2021		AAA	AA+	AAA	HTM	8,535,819	1,666,050.43	1,676,810.73	1,702,874.41	26,063.68
2516	3138AXXQ9	FNMA AJ6086	FHLB	x	3.00	12/01/2026		AAA	AA+	AAA	HTM	4,400,000	1,566,317.59	1,579,964.62	1,598,211.73	18,247.11
3546	31410LKN1	FNMA 890501	FHLB		2.00	11/01/2027		AAA	AA+	AAA	HTM	11,250,000	6,678,912.83	6,760,829.70	6,434,631.66	(326,198.05)
3615	31307BFM7	FHLMC J22872	FHLB		2.00	03/01/2028		AAA	AA+	AAA	HTM	9,000,000	5,511,600.18	5,538,056.59	5,308,359.92	(229,696.67)
Total for JACKSON COUNTY												65,622,819	16,476,328.51	16,610,024.48	16,148,991.38	(461,033.10)

Although the information in this report has been obtained from sources believed to be reliable, its accuracy cannot be guaranteed.

<u>INVESTMENTS</u>		11/30/2016		12/31/2016			
	NAME	ACCT #	BALANCE	INTEREST	DEPOSIT	WITHDRAW	BALANCE
41	Road & Bridge Precinct #1	1100	15,083.31	5.91			15,089.22
42	Road & Bridge Precinct #2	1200	15,321.65	5.92			15,327.57
43	Road & Bridge Precinct #3	1300	24,082.94	9.32			24,092.26
44	Road & Bridge Precinct #4	1400	14,629.93	5.63			14,635.56
10	General	1500	247,438.98	96.09			247,535.07
89	Moore Seizure	7104	2,478.34	0.93			2,479.27
89	DeLeon Seizure	7203	1,872.11	0.64			1,872.75
89	Rojas Seizure	7210	10,953.38	4.27			10,957.65
89	Ewing Seizure	7213	10,759.81	4.20			10,764.01
89	Roman Seizure	7301	5,285.31	2.03			5,287.34
89	Barron Seizure	7308	4,991.22	1.98			4,993.20
89	Guerrero Seizure	7309	15,370.17	5.93			15,376.10
89	Villareal Seizure #2	7319	1,910.69	0.73			1,911.42
89	Villareal Seizure #3	7320	1,671.54	0.62			1,672.16
89	Pawlik Seizure	7324	623.52	0.26		623.78	0.00
89	D DeLeon Seizure	7325	0.00	0.17	470.00		470.17
89	Cuellar Seizure	7326	0.00	2.15	9,552.00		9,554.15
89	Binning Heirs Trust Cause #4563	7406	2,231.90	0.92			2,232.82
89	Cordele Church & Cemetery	7502	6,975.18	2.66			6,977.84
89	Callis Receivership	7504	8,576.29	3.28			8,579.57
TOTAL IN TEXPOOL			390,256.27	153.64	10,022.00	623.78	399,808.13
AVERAGE INTEREST			0.3987%				0.4570%
Texas CLASS			885,691.96	838.13	621,613.33		1,508,143.42
AVERAGE INTEREST			0.9000%				0.8900%
Transfer Station Certificate of Deposit			17,840.09	22.18			17,862.27
INTEREST RATE		Prosperity	0.5000%				0.5000%
Depository Money Market			667,637.40	217.45		400,000.00	267,854.85
AVERAGE INTEREST		Prosperity	0.4000%				0.4000%
DPS/SO Seizures Money Market			31,086.47	10.53			31,097.00
AVERAGE INTEREST		Prosperity	0.4000%				0.4000%
DEPOSITORY BANK ACCOUNT INTEREST				1,171.38			
Cafeteria (Flexible Spending) Account			2,462.90			573.39	1,889.51

This report is made in accordance with provisions of Texas Government Code §2256.023, the Public Funds Investment Act. The investments held in the Jackson County portfolio comply with the Public Funds Investment Act and the County's investment policy and strategies.

This report is true and correct to the best of my knowledge and belief according to the records of this office.



Mary Horton, CCT, CIO