


MINUTES OF COUNTY FINANCES

TREASURER'S REPORT


IN THE MATTER OF COUNTY
FINANCES IN THE HANDS OF
MARY HORTON, TREASURER
OF JACKSON COUNTY, TEXAS

COMMISSIONERS' COURT JACKSON
COUNTY, TEXAS IN REGULAR
SESSION DECEMBER TERM 2015


IN ACCORDANCE with Section 114.026, Local Government Code, we, the undersigned, constituting the entire Commissioners' Court of said County, certify that on the 22nd day of December 2015, at the Regular term of Court, we compared and examined the monthly report of Mary Horton, Treasurer of Jackson County, Texas, for November 2015, and finding the same correct, entered an order in the Minutes approving said report, which states total cash and other assets on hand as: \$7,038,064.79.




Dennis Simons, County Judge


Wayne Hunt, Commissioner Pct. 1
Wayne Bubela, Commissioner Pct. 2
Johnny E. Belicek, Commissioner Pct. 3
Dennis Karl, Commissioner Pct. 4

SWORN TO AND SUBSCRIBED BEFORE ME, by Dennis Simons, County Judge, and County Commissioners of said Jackson County, each respectively, on this the 22nd day of December A.D., 2015.


Attest: Barbara Earl, County Clerk

FILED FOR RECORD THIS the 22nd day of December A.D., 2015, and recorded on the 22nd day of December A.D., 2015.


Barbara Earl, County Clerk and
Ex-Officio Clerk of the Commissioners'
Court in and for Jackson County, Texas.

By: _____
Deputy

		BEGINNING	TOTAL	TOTAL	ENDING	AVERAGE
		BALANCE	DEBITS	CREDITS	BALANCE	DAILY
						BALANCE
GENERAL						
10 -000-1020	CHANGE FUND/PETT	1,211.00	0.00	0.00	1,211.00	1,211.00
10 -000-1030	CASH IN BANK	16,188.78	540,125.37	541,808.54CR	14,505.61	72,650.85
10 -000-1034	CASH IN BANK -	4,754.19	5,705.52	4,213.19CR	6,246.52	3,201.82
10 -000-1040	CASH IN TEX POOL	246,585.85	22.39	0.00	246,608.24	246,586.60
10 -000-1042	CASH IN TEXAS CL	505,976.45	100.09	0.00	506,076.54	505,979.79
10 -000-1045	CASH IN T BILLS	0.00	0.00	0.00	0.00	0.00
10 -000-1046	CASH IN C.D.'S	17,777.69	0.00	0.00	17,777.69	17,777.69
10 -000-1051	CASH IN ESCROW-L	2,584.02	0.00	5.00CR	2,579.02	2,583.85
10 -000-1060	CASH IN MONEY MA	1,846,075.78	606.44	45,000.00CR	1,801,682.22	1,844,595.99
	FUND 10 TOTAL	2,641,153.76	546,559.81	591,026.73CR	2,596,686.84	2,694,587.59
PERMANENT IMPROVEMENT						
12 -000-1030	CASH IN BANK	1,012,143.94	157.24	0.00	1,012,301.18	1,012,149.18
12 -000-1040	CASH IN TEX POOL	0.00	0.00	0.00	0.00	0.00
	FUND 12 TOTAL	1,012,143.94	157.24	0.00	1,012,301.18	1,012,149.18
COMMISSARY TELEPHONE						
15 -000-1030	CASH IN BANK	62,196.85	3,931.17	2,326.62CR	63,801.40	63,370.99
15 -000-1040	CASH IN TEXPOOL	0.00	0.00	0.00	0.00	0.00
	FUND 15 TOTAL	62,196.85	3,931.17	2,326.62CR	63,801.40	63,370.99
DISTRICT ATTORNEY-HOT CHK						
17 -000-1030	CASH IN BANK	5,551.24	6,191.00	5,585.80CR	6,156.44	6,987.34
17 -000-1040	CASH IN TEX POOL	0.00	0.00	0.00	0.00	0.00
	FUND 17 TOTAL	5,551.24	6,191.00	5,585.80CR	6,156.44	6,987.34
ELECTIONS ADMINISTRATION						
18 -000-1030	CASH IN BANK	864.28	0.00	0.00	864.28	864.28
	FUND 18 TOTAL	864.28	0.00	0.00	864.28	864.28
FORFEITURE-DIST ATTORNEY						
19 -000-1030	CASH IN BANK	267,822.26	41.54	1,239.98CR	266,623.82	267,400.31
19 -000-1040	CASH IN TEXPOOL	0.00	0.00	0.00	0.00	0.00
	FUND 19 TOTAL	267,822.26	41.54	1,239.98CR	266,623.82	267,400.31

		BEGINNING	TOTAL	TOTAL	ENDING	AVERAGE
		BALANCE	DEBITS	CREDITS	BALANCE	DAILY
						BALANCE
FORFEITURE-SHERIFF						
21 -000-1030	CASH IN BANK	34,748.99	5.39	200.28CR	34,554.10	34,681.07
21 -000-1040	CASH IN TEXPOOL	0.00	0.00	0.00	0.00	0.00
FUND 21	TOTAL	34,748.99	5.39	200.28CR	34,554.10	34,681.07
TECHNOLOGY FUND						
23 -000-1030	CASH IN BANK	5,008.42	521.78	3,750.00CR	1,780.20	2,458.23
23 -000-1040	CASH IN TEXPOOL	0.00	0.00	0.00	0.00	0.00
FUND 23	TOTAL	5,008.42	521.78	3,750.00CR	1,780.20	2,458.23
JUV PROB DISCRETIONARY						
24 -000-1030	CASH IN BANK	2,217.73	88.40	443.26CR	1,862.87	2,182.25
FUND 24	TOTAL	2,217.73	88.40	443.26CR	1,862.87	2,182.25
JUVENILE PROBATION GRANTS						
25 -000-1030	CASH IN BANK	2,599.27CR	844.78	9,643.02CR	11,397.51CR	6,854.82CR
25 -000-1040	CASH IN TEXPOOL	0.00	0.00	0.00	0.00	0.00
FUND 25	TOTAL	2,599.27CR	844.78	9,643.02CR	11,397.51CR	6,854.82CR
LAW LIBRARY						
26 -000-1030	CASH IN BANK	1,535.33	320.00	0.00	1,855.33	1,692.33
FUND 26	TOTAL	1,535.33	320.00	0.00	1,855.33	1,692.33
LEOSE-LAW ENF OFFICERS ED						
27 -000-1030	CASH IN BANK	2,435.00	0.00	0.00	2,435.00	2,435.00
FUND 27	TOTAL	2,435.00	0.00	0.00	2,435.00	2,435.00
LIBRARY-MEMORIAL FUND						
28 -000-1030	CASH IN BANK	58,298.90	76.05	133.25CR	58,241.70	58,283.89
28 -000-1040	CASH IN TEXPOOL	0.00	0.00	0.00	0.00	0.00
FUND 28	TOTAL	58,298.90	76.05	133.25CR	58,241.70	58,283.89

		BEGINNING	TOTAL	TOTAL	ENDING	AVERAGE
		BALANCE	DEBITS	CREDITS	BALANCE	DAILY
						BALANCE
RECORDS MGT- COUNTY CLERK						
29 -000-1030	CASH IN BANK	96,742.39	4,560.00	2,454.93CR	98,847.46	97,416.51
29 -000-1040	CASH IN TEXPOOL	0.00	0.00	0.00	0.00	0.00
FUND 29	TOTAL	96,742.39	4,560.00	2,454.93CR	98,847.46	97,416.51
RECORDS MGT - COUNTY						
30 -000-1030	CASH IN BANK	21,814.43	622.09	690.00CR	21,746.52	21,813.80
30 -000-1040	CASH IN TEXPOOL	0.00	0.00	0.00	0.00	0.00
FUND 30	TOTAL	21,814.43	622.09	690.00CR	21,746.52	21,813.80
RECORDS MGT - DIST CLERK						
31 -000-1030	CASH IN BANK	3,428.46	329.75	0.00	3,758.21	3,608.90
31 -000-1040	CASH IN TEXPOOL	0.00	0.00	0.00	0.00	0.00
FUND 31	TOTAL	3,428.46	329.75	0.00	3,758.21	3,608.90
SECURITY FUND						
32 -000-1030	CASH IN BANK	58,152.40	791.15	916.19CR	58,027.36	58,117.08
32 -000-1040	CASH IN TEXPOOL	0.00	0.00	0.00	0.00	0.00
FUND 32	TOTAL	58,152.40	791.15	916.19CR	58,027.36	58,117.08
CHILD ABUSE PREVENTION						
34 -000-1030	CASH IN BANK	1,161.50	30.00	0.00	1,191.50	1,171.00
FUND 34	TOTAL	1,161.50	30.00	0.00	1,191.50	1,171.00
CHILD WELFARE						
35 -000-1030	CASH IN BANK	9,096.00	1.41	0.00	9,097.41	9,096.05
35 -000-1040	CASH IN TEXPOOL	0.00	0.00	0.00	0.00	0.00
FUND 35	TOTAL	9,096.00	1.41	0.00	9,097.41	9,096.05
HISTORICAL COMMISSION						
36 -000-1030	CASH IN BANK	33,857.23	5.26	0.00	33,862.49	33,857.41
36 -000-1040	CASH IN TEX POOL	0.00	0.00	0.00	0.00	0.00
FUND 36	TOTAL	33,857.23	5.26	0.00	33,862.49	33,857.41

		BEGINNING	TOTAL	TOTAL	ENDING	AVERAGE
		BALANCE	DEBITS	CREDITS	BALANCE	DAILY
						BALANCE
MEDIATION FUND						
37 -000-1030	CASH IN BANK	1,450.00	0.00	0.00	1,450.00	1,450.00
	FUND 37 TOTAL	<u>1,450.00</u>	<u>0.00</u>	<u>0.00</u>	<u>1,450.00</u>	<u>1,450.00</u>
BRIDGE REPLACEMENT						
39 -000-1030	CASH IN BANK	57,975.00	0.00	0.00	57,975.00	57,975.00
	FUND 39 TOTAL	<u>57,975.00</u>	<u>0.00</u>	<u>0.00</u>	<u>57,975.00</u>	<u>57,975.00</u>
HIGHWAY						
40 -000-1030	CASH IN BANK	374,713.95CR	59,610.55	0.00	315,103.40CR	359,041.65CR
	FUND 40 TOTAL	<u>374,713.95CR</u>	<u>59,610.55</u>	<u>0.00</u>	<u>315,103.40CR</u>	<u>359,041.65CR</u>
ROAD & BRIDGE GEN NO. 1						
41 -000-1030	CASH IN BANK	487,818.61	84.25	30,472.07CR	457,430.79	474,726.86
41 -000-1040	CASH IN TEX POOL	15,031.10	1.41	0.00	15,032.51	15,031.15
	FUND 41 TOTAL	<u>502,849.71</u>	<u>85.66</u>	<u>30,472.07CR</u>	<u>472,463.30</u>	<u>489,758.01</u>
ROAD & BRIDGE GEN NO. 2						
42 -000-1030	CASH IN BANK	542,182.35	81.23	47,908.30CR	494,355.28	522,841.68
42 -000-1040	CASH IN TEXPOOL	15,268.79	1.41	0.00	15,270.20	15,268.84
	FUND 42 TOTAL	<u>557,451.14</u>	<u>82.64</u>	<u>47,908.30CR</u>	<u>509,625.48</u>	<u>538,110.52</u>
ROAD & BRIDGE GEN NO. 3						
43 -000-1030	CASH IN BANK	400,025.14	60.48	26,538.17CR	373,547.45	389,309.09
43 -000-1040	CASH IN TEX POOL	23,999.89	2.18	0.00	24,002.07	23,999.96
	FUND 43 TOTAL	<u>424,025.03</u>	<u>62.66</u>	<u>26,538.17CR</u>	<u>397,549.52</u>	<u>413,309.05</u>
ROAD & BRIDGE GEN NO. 4						
44 -000-1030	CASH IN BANK	836,102.32	858.38	36,334.79CR	800,625.91	823,821.23
44 -000-1040	CASH IN TEX POOL	14,579.54	1.35	0.00	14,580.89	14,579.59
	FUND 44 TOTAL	<u>850,681.86</u>	<u>859.73</u>	<u>36,334.79CR</u>	<u>815,206.80</u>	<u>838,400.82</u>

		BEGINNING	TOTAL	TOTAL	ENDING	AVERAGE
		BALANCE	DEBITS	CREDITS	BALANCE	DAILY
						BALANCE
ROAD & BRIDGE LATERAL RD						
45 -000-1030	CASH IN BANK	20,937.52	0.00	5,234.38CR	15,703.14	17,098.97
	FUND 45 TOTAL	20,937.52	0.00	5,234.38CR	15,703.14	17,098.97
PCT#1 EQUIPMENT REPLACMNT						
50 -000-1030	CASH IN BANK	53,044.91	8.24	0.00	53,053.15	53,045.18
50 -000-1040	CASH IN TEX POOL	0.00	0.00	0.00	0.00	0.00
	FUND 50 TOTAL	53,044.91	8.24	0.00	53,053.15	53,045.18
PCT#2 EQUIPMENT REPLACMNT						
51 -000-1030	CASH IN BANK	90,798.63	14.11	0.00	90,812.74	90,799.10
51 -000-1040	CASH IN TEX POOL	0.00	0.00	0.00	0.00	0.00
	FUND 51 TOTAL	90,798.63	14.11	0.00	90,812.74	90,799.10
PCT#3 EQUIPMENT REPLACMNT						
52 -000-1030	CASH IN BANK	28,805.88	4.48	0.00	28,810.36	28,806.03
52 -000-1040	CASH IN TEX POOL	0.00	0.00	0.00	0.00	0.00
	FUND 52 TOTAL	28,805.88	4.48	0.00	28,810.36	28,806.03
PCT#4 EQUIPMENT REPLACMNT						
53 -000-1030	CASH IN BANK	225,932.92	35.10	0.00	225,968.02	225,934.09
53 -000-1040	CASH IN TEX POOL	0.00	0.00	0.00	0.00	0.00
	FUND 53 TOTAL	225,932.92	35.10	0.00	225,968.02	225,934.09
CONSTRUCTION GRANTS						
55 -000-1030	CASH IN BANK	0.00	0.00	0.00	0.00	0.00
55 -000-1050	CASH-COMMUNITY A	0.00	0.00	0.00	0.00	0.00
	FUND 55 TOTAL	0.00	0.00	0.00	0.00	0.00
MAURITZ CAMP FUND						
56 -000-1030	CASH IN BANK	13.79	0.00	0.00	13.79	13.79
56 -000-1040	CASH IN TEXPOOL	0.00	0.00	0.00	0.00	0.00
	FUND 56 TOTAL	13.79	0.00	0.00	13.79	13.79

		BEGINNING BALANCE	TOTAL DEBITS	TOTAL CREDITS	ENDING BALANCE	AVERAGE DAILY BALANCE
ABANDONED MOTOR VEHICLE						
57 -000-1030	CASH IN BANK	4,499.06	0.00	2,432.77CR	2,066.29	3,660.85
57 -000-1040	CASH IN TEXPOOL	0.00	0.00	0.00	0.00	0.00
57 -000-1055	CASH IN BANK - A	3,749.76	0.00	0.00	3,749.76	3,749.76
	FUND 57 TOTAL	8,248.82	0.00	2,432.77CR	5,816.05	7,410.61
COASTAL IMPCT ASSISTANCE						
72 -000-1030	CASH IN BANK	18,609.15	175.00	2,492.98CR	16,291.17	16,950.13
	FUND 72 TOTAL	18,609.15	175.00	2,492.98CR	16,291.17	16,950.13
AIRPORT						
80 -000-1030	CASH IN BANK	7,715.67	1,934.82	4,771.78CR	4,878.71	6,794.75
80 -000-1032	CLEARING	0.00	0.00	0.00	0.00	0.00
80 -000-1040	CASH IN TEXPOOL	0.00	0.00	0.00	0.00	0.00
	FUND 80 TOTAL	7,715.67	1,934.82	4,771.78CR	4,878.71	6,794.75
JAIL COMMISSARY						
81 -000-1030	CASH IN BANK	944.05	1,731.68	991.02CR	1,684.71	1,907.78
81 -000-1040	CASH IN TEXPOOL	0.00	0.00	0.00	0.00	0.00
	FUND 81 TOTAL	944.05	1,731.68	991.02CR	1,684.71	1,907.78
STATE FEES						
88 -000-1030	CASH IN BANK	55,567.91	25,672.34	6,196.42CR	75,043.83	67,129.24
	FUND 88 TOTAL	55,567.91	25,672.34	6,196.42CR	75,043.83	67,129.24
TRUST INVESTMENT						
89 -000-1020	CASH- WILBREEZE	0.00	0.00	0.00	0.00	0.00
89 -000-1030	CASH IN BANK	0.00	0.00	0.00	0.00	0.00
89 -000-1040	CASH IN TEXPOOL	73,771.90	7.17	0.00	73,779.07	73,772.14
89 -000-1060	CASH IN BANK - M	30,952.19	10.18	0.00	30,962.37	30,952.53
	FUND 89 TOTAL	104,724.09	17.35	0.00	104,741.44	104,724.67
DISTRICT CLERK RESRV ACCT						
90 -000-1030	CASH IN BANK	152,397.62	47.40	0.00	152,445.02	152,426.06

	BEGINNING BALANCE	TOTAL DEBITS	TOTAL CREDITS	ENDING BALANCE	AVERAGE DAILY BALANCE
90 -000-1040 CASH IN TEXPOOL	0.00	0.00	0.00	0.00	0.00
FUND 90 TOTAL	152,397.62	47.40	0.00	152,445.02	152,426.06
CNTYWIDE DRAINAGE DIST					
92 -000-1030 CASH IN BANK	2,649.81	62,758.47	4,068.92CR	61,339.36	26,504.11
92 -000-1040 CASH IN TEXPOOL	0.00	0.00	0.00	0.00	0.00
FUND 92 TOTAL	2,649.81	62,758.47	4,068.92CR	61,339.36	26,504.11
REPORT TOTALS	7,105,739.40	718,177.05	785,851.66CR	7,038,064.79	7,144,824.65

Pledge Security Listing

November 30, 2015

EL CAMPO, TX

ID	CUSIP	Description	Safekeeping Location	Safekeeping Receipt	Coupon	Maturity Date	Call Date	Moody	S&P	Fitch	FASB115	Face Amount	Current Par	Current Book Value	Market Value	Gain(Loss)
JACKSON COUNTY																
863	31335HQ30	FHLMC C90474	FHLB	xxx	7.00	06/01/2021		AAA	AA+	AAA	HTM	1,000,000	7,429.12	7,430.43	8,208.67	778.23
1115	31400EFU9	FNMA 685179	FHLB	xxx	5.00	03/01/2018		AAA	AA+	AAA	HTM	9,500,000	232,141.62	232,175.25	240,602.16	8,426.91
2047	3128MBNA1	FHLMC G12885	FHLB	x	5.00	06/01/2021		AAA	AA+	AAA	HTM	8,737,000	646,990.49	646,982.34	685,946.92	38,964.58
2412	3128MBTJ6	FHLMC G13053	FHLB	x	4.50	04/01/2023		AAA	AA+	AAA	HTM	13,200,000	807,770.57	809,576.92	861,917.99	52,341.07
2493	31417ADJ5	FNMA AB3704	FHLB	x	3.00	10/01/2021		AAA	AA+	AAA	HTM	8,535,819	2,570,235.74	2,592,024.40	2,650,067.90	58,043.51
2516	3138AXXQ9	FNMA AJ6086	FHLB	x	3.00	12/01/2026		AAA	AA+	AAA	HTM	4,400,000	2,032,049.80	2,053,073.20	2,103,298.55	50,225.34
3546	31410LKN1	FNMA 890501	FHLB		2.00	11/01/2027		AAA	AA+	AAA	HTM	11,250,000	7,948,013.63	8,065,555.62	7,853,730.31	(211,825.31)
3615	31307BFM7	FHLMC J22872	FHLB		2.00	03/01/2028		AAA	AA+	AAA	HTM	9,000,000	6,628,681.08	6,667,036.64	6,528,090.91	(138,945.73)
Total for JACKSON COUNTY												65,622,819	20,873,312.05	21,073,854.80	20,931,863.41	(141,991.40)

<u>INVESTMENTS</u>			10/31/2015				11/30/2015
	NAME	ACC'T #	BALANCE	INTEREST	DEPOSIT	WITHDRAW	BALANCE
	Road & Bridge Precinct #1	1100	15,031.10	1.41			15,032.51
	Road & Bridge Precinct #2	1200	15,268.79	1.41			15,270.20
	Road & Bridge Precinct #3	1300	23,999.89	2.18			24,002.07
	Road & Bridge Precinct #4	1400	14,579.54	1.35			14,580.89
	General	1500	246,585.85	22.39			246,608.24
	Moore Seizure	7104	2,469.50	0.30			2,469.80
	DeLeon Seizure	7203	1,865.27	0.22			1,865.49
	Rojas Seizure	7210	10,915.90	1.00			10,916.90
	Ewing Seizure	7213	10,722.68	0.94			10,723.62
	Roman Seizure	7301	5,267.17	0.52			5,267.69
	Barron Seizure	7308	4,973.89	0.51			4,974.40
	Guerrero Seizure	7309	15,317.19	1.41			15,318.60
	Villareal Seizure #2	7319	1,903.77	0.23			1,904.00
	Villareal Seizure #3	7320	1,665.13	0.21			1,665.34
	Binning Heirs Trust Cause #4563	7406	2,224.57	0.30			2,224.87
	Cordele Church & Cemetery	7502	7,900.30	0.72			7,901.02
	Callis Receivership	7504	8,546.53	0.81			8,547.34
	TOTAL IN TEXPOOL		389,237.07	35.91	0.00	0.00	389,272.98
	AVERAGE INTEREST		0.0966%				0.1105%
	Texas CLASS		505,976.45	100.09			506,076.54
	AVERAGE INTEREST		0.2100%				0.2400%
	Transfer Station Certificate of Deposit	Prosperity	17,777.69				17,777.69
	Depository Money Market	Prosperity	1,846,075.78	606.44		45,000.00	1,801,682.22
	AVERAGE INTEREST		0.4000%				0.4000%
	Sandoval & Dean Seizure Money Market	Prosperity	30,952.19	10.18			30,962.37
	AVERAGE INTEREST		0.4000%				0.4000%
	DEPOSITORY BANK ACCOUNT INTEREST			1,301.66			
	Cafeteria (Flexible Spending) Account		5,138.15		50.80	1,416.48	3,772.47

This report is made in accordance with provisions of Government Code 2256 (Section 2256.023), the Public Funds Investment Act.

The investments held in the Jackson County portfolio comply with the Public Funds Investment Act and the County's investment policy and strategies.

This report is true and correct to the best of my knowledge and belief according to the records of this office.



Mary Horton, CCT, CIO