


MINUTES OF COUNTY FINANCES

TREASURER'S REPORT


IN THE MATTER OF COUNTY
FINANCES IN THE HANDS OF
MARY HORTON, TREASURER
OF JACKSON COUNTY, TEXAS

COMMISSIONERS' COURT JACKSON
COUNTY, TEXAS IN REGULAR
SESSION JUNE TERM 2015


IN ACCORDANCE with Section 114.026, Local Government Code, we, the undersigned, constituting the entire Commissioners' Court of said County, certify that on the 22nd day of June 2015, at the Regular term of Court, we compared and examined the monthly report of Mary Horton, Treasurer of Jackson County, Texas, for May 2015, and finding the same correct, entered an order in the Minutes approving said report, which states total cash and other assets on hand as: \$10,133,290.86.




Dennis Simons, County Judge


Wayne Hunt, Commissioner Pct. 1
Wayne Bubela, Commissioner Pct. 2
Johnny E. Belicek, Commissioner Pct. 3
Dennis Karl, Commissioner Pct. 4

SWORN TO AND SUBSCRIBED BEFORE ME, by Dennis Simons, County Judge, and County Commissioners of said Jackson County, each respectively, on this the 22nd day of June A.D., 2015.


Attest: Barbara Williams, County Clerk

FILED FOR RECORD THIS the 22nd day of June A.D., 2015, and recorded on the 22nd day of June A.D., 2015.


Barbara Williams, County Clerk and
Ex-Officio Clerk of the Commissioners'
Court in and for Jackson County, Texas.

By: _____
Deputy

DATES: 5/01/2015- 5/31/2015

		BEGINNING BALANCE	TOTAL DEBITS	TOTAL CREDITS	ENDING BALANCE	AVERAGE DAILY BALANCE
GENERAL						
10 -000-1020	CHANGE FUND/PETT	1,211.00	0.00	0.00	1,211.00	1,211.00
10 -000-1030	CASH IN BANK	8,659.85	793,058.81	743,613.56CR	58,105.10	969.37CR
10 -000-1034	CASH IN BANK -	6,299.36	4,513.45	0.00	10,812.81	8,081.41
10 -000-1040	CASH IN TEX POOL	246,497.06	11.53	0.00	246,508.59	246,497.43
10 -000-1042	CASH IN TEXAS CL	505,542.35	59.01	0.00	505,601.36	505,544.25
10 -000-1045	CASH IN T BILLS	0.00	0.00	0.00	0.00	0.00
10 -000-1046	CASH IN C.D.'S	17,750.84	0.00	0.00	17,750.84	17,750.84
10 -000-1051	CASH IN ESCROW-L	2,584.02	0.00	0.00	2,584.02	2,584.02
10 -000-1060	CASH IN MONEY MA	6,908,872.41	2,335.62	350,000.00CR	6,561,208.03	6,875,076.78
	FUND 10 TOTAL	7,697,416.89	799,978.42	1,093,613.56CR	7,403,781.75	7,655,776.36
PERMANENT IMPROVEMENT						
12 -000-1030	CASH IN BANK	172,963.25	29.33	20,000.00CR	152,992.58	165,126.16
12 -000-1040	CASH IN TEX POOL	0.00	0.00	0.00	0.00	0.00
	FUND 12 TOTAL	172,963.25	29.33	20,000.00CR	152,992.58	165,126.16
COMMISSARY TELEPHONE						
15 -000-1030	CASH IN BANK	72,597.50	5,373.85	469.73CR	77,501.62	74,777.11
15 -000-1040	CASH IN TEXPOOL	0.00	0.00	0.00	0.00	0.00
	FUND 15 TOTAL	72,597.50	5,373.85	469.73CR	77,501.62	74,777.11
DISTRICT ATTORNEY-HOT CHK						
17 -000-1030	CASH IN BANK	5,015.32	0.00	0.00	5,015.32	5,015.32
17 -000-1040	CASH IN TEX POOL	0.00	0.00	0.00	0.00	0.00
	FUND 17 TOTAL	5,015.32	0.00	0.00	5,015.32	5,015.32
ELECTIONS ADMINISTRATION						
18 -000-1030	CASH IN BANK	864.28	0.00	0.00	864.28	864.28
	FUND 18 TOTAL	864.28	0.00	0.00	864.28	864.28
FORFEITURE-DIST ATTORNEY						
19 -000-1030	CASH IN BANK	276,142.02	48.77	2,441.82CR	273,748.97	275,035.48
19 -000-1040	CASH IN TEXPOOL	0.00	0.00	0.00	0.00	0.00
	FUND 19 TOTAL	276,142.02	48.77	2,441.82CR	273,748.97	275,035.48

		BEGINNING	TOTAL	TOTAL	ENDING	AVERAGE
		BALANCE	DEBITS	CREDITS	BALANCE	DAILY
						BALANCE
FORFEITURE-SHERIFF						
21 -000-1030	CASH IN BANK	37,299.37	6.58	545.31CR	36,760.64	37,110.44
21 -000-1040	CASH IN TEXPOOL	0.00	0.00	0.00	0.00	0.00
	FUND 21 TOTAL	37,299.37	6.58	545.31CR	36,760.64	37,110.44
TECHNOLOGY FUND						
23 -000-1030	CASH IN BANK	1,334.68	785.56	0.00	2,120.24	1,689.48
23 -000-1040	CASH IN TEXPOOL	0.00	0.00	0.00	0.00	0.00
	FUND 23 TOTAL	1,334.68	785.56	0.00	2,120.24	1,689.48
JUV PROB DISCRETIONARY						
24 -000-1030	CASH IN BANK	2,321.81	535.10	1,975.00CR	881.91	2,436.29
	FUND 24 TOTAL	2,321.81	535.10	1,975.00CR	881.91	2,436.29
JUVENILE PROBATION GRANTS						
25 -000-1030	CASH IN BANK	16,028.07	12,678.31	11,292.84CR	17,413.54	17,022.81
25 -000-1040	CASH IN TEXPOOL	0.00	0.00	0.00	0.00	0.00
	FUND 25 TOTAL	16,028.07	12,678.31	11,292.84CR	17,413.54	17,022.81
LAW LIBRARY						
26 -000-1030	CASH IN BANK	3,692.73	1,086.03	1,071.80CR	3,706.96	3,840.43
	FUND 26 TOTAL	3,692.73	1,086.03	1,071.80CR	3,706.96	3,840.43
LEOSE-LAW ENF OFFICERS ED						
27 -000-1030	CASH IN BANK	4,467.03	19.97	350.00CR	4,137.00	4,399.93
	FUND 27 TOTAL	4,467.03	19.97	350.00CR	4,137.00	4,399.93
LIBRARY-MEMORIAL FUND						
28 -000-1030	CASH IN BANK	60,076.22	85.41	2,295.06CR	57,866.57	58,733.43
28 -000-1040	CASH IN TEXPOOL	0.00	0.00	0.00	0.00	0.00
	FUND 28 TOTAL	60,076.22	85.41	2,295.06CR	57,866.57	58,733.43

DATES: 5/01/2015- 5/31/2015

		BEGINNING BALANCE	TOTAL DEBITS	TOTAL CREDITS	ENDING BALANCE	AVERAGE DAILY BALANCE
RECORDS MGT- COUNTY CLERK						
29 -000-1030	CASH IN BANK	82,184.97	5,160.00	6,462.11CR	80,882.86	82,020.92
29 -000-1040	CASH IN TEXPOOL	0.00	0.00	0.00	0.00	0.00
	FUND 29 TOTAL	82,184.97	5,160.00	6,462.11CR	80,882.86	82,020.92
RECORDS MGT - COUNTY						
30 -000-1030	CASH IN BANK	18,513.60	731.72	0.00	19,245.32	18,759.05
30 -000-1040	CASH IN TEXPOOL	0.00	0.00	0.00	0.00	0.00
	FUND 30 TOTAL	18,513.60	731.72	0.00	19,245.32	18,759.05
RECORDS MGT - DIST CLERK						
31 -000-1030	CASH IN BANK	1,563.04	460.00	0.00	2,023.04	1,767.88
31 -000-1040	CASH IN TEXPOOL	0.00	0.00	0.00	0.00	0.00
	FUND 31 TOTAL	1,563.04	460.00	0.00	2,023.04	1,767.88
SECURITY FUND						
32 -000-1030	CASH IN BANK	61,388.95	1,149.24	1,706.30CR	60,831.89	60,781.66
32 -000-1040	CASH IN TEXPOOL	0.00	0.00	0.00	0.00	0.00
	FUND 32 TOTAL	61,388.95	1,149.24	1,706.30CR	60,831.89	60,781.66
CHILD ABUSE PREVENTION						
34 -000-1030	CASH IN BANK	668.50	133.00	0.00	801.50	731.24
	FUND 34 TOTAL	668.50	133.00	0.00	801.50	731.24
CHILD WELFARE						
35 -000-1030	CASH IN BANK	9,084.47	1.61	0.00	9,086.08	9,084.52
35 -000-1040	CASH IN TEXPOOL	0.00	0.00	0.00	0.00	0.00
	FUND 35 TOTAL	9,084.47	1.61	0.00	9,086.08	9,084.52
HISTORICAL COMMISSION						
36 -000-1030	CASH IN BANK	33,908.41	5.98	1,036.98CR	32,877.41	33,707.90
36 -000-1040	CASH IN TEX POOL	0.00	0.00	0.00	0.00	0.00
	FUND 36 TOTAL	33,908.41	5.98	1,036.98CR	32,877.41	33,707.90

		BEGINNING	TOTAL	TOTAL	ENDING	AVERAGE
		BALANCE	DEBITS	CREDITS	BALANCE	DAILY
						BALANCE
MEDIATION FUND						
37 -000-1030	CASH IN BANK	1,450.00	0.00	0.00	1,450.00	1,450.00
	FUND 37 TOTAL	1,450.00	0.00	0.00	1,450.00	1,450.00
BRIDGE REPLACEMENT						
39 -000-1030	CASH IN BANK	50,000.00	0.00	0.00	50,000.00	50,000.00
	FUND 39 TOTAL	50,000.00	0.00	0.00	50,000.00	50,000.00
HIGHWAY						
40 -000-1030	CASH IN BANK	113,861.90	46,068.71	30,360.74CR	129,569.87	121,528.95
	FUND 40 TOTAL	113,861.90	46,068.71	30,360.74CR	129,569.87	121,528.95
ROAD & BRIDGE GEN NO. 1						
41 -000-1030	CASH IN BANK	272,354.61	114.69	61,175.48CR	211,293.82	240,783.27
41 -000-1040	CASH IN TEX POOL	15,025.77	0.62	0.00	15,026.39	15,025.79
	FUND 41 TOTAL	287,380.38	115.31	61,175.48CR	226,320.21	255,809.06
ROAD & BRIDGE GEN NO. 2						
42 -000-1030	CASH IN BANK	341,353.92	342.00	44,620.46CR	297,075.46	320,886.37
42 -000-1040	CASH IN TEXPOOL	15,263.42	0.62	0.00	15,264.04	15,263.44
	FUND 42 TOTAL	356,617.34	342.62	44,620.46CR	312,339.50	336,149.81
ROAD & BRIDGE GEN NO. 3						
43 -000-1030	CASH IN BANK	198,333.79	30.86	48,424.38CR	149,940.27	174,029.19
43 -000-1040	CASH IN TEX POOL	23,991.19	1.22	0.00	23,992.41	23,991.23
	FUND 43 TOTAL	222,324.98	32.08	48,424.38CR	173,932.68	198,020.42
ROAD & BRIDGE GEN NO. 4						
44 -000-1030	CASH IN BANK	579,149.20	98.56	53,912.11CR	525,335.65	555,741.37
44 -000-1040	CASH IN TEX POOL	14,574.28	0.62	0.00	14,574.90	14,574.30
	FUND 44 TOTAL	593,723.48	99.18	53,912.11CR	539,910.55	570,315.67

DATES: 5/01/2015- 5/31/2015

		BEGINNING BALANCE	TOTAL DEBITS	TOTAL CREDITS	ENDING BALANCE	AVERAGE DAILY BALANCE
ROAD & BRIDGE LATERAL RD						
45 -000-1030	CASH IN BANK	20,945.88	0.00	29,298.88CR	8,353.00CR	1,098.25
	FUND 45 TOTAL	20,945.88	0.00	29,298.88CR	8,353.00CR	1,098.25
PCT#1 EQUIPMENT REPLACMNT						
50 -000-1030	CASH IN BANK	25,609.33	4.54	0.00	25,613.87	25,609.48
50 -000-1040	CASH IN TEX POOL	0.00	0.00	0.00	0.00	0.00
	FUND 50 TOTAL	25,609.33	4.54	0.00	25,613.87	25,609.48
PCT#2 EQUIPMENT REPLACMNT						
51 -000-1030	CASH IN BANK	90,457.09	16.04	0.00	90,473.13	90,457.61
51 -000-1040	CASH IN TEX POOL	0.00	0.00	0.00	0.00	0.00
	FUND 51 TOTAL	90,457.09	16.04	0.00	90,473.13	90,457.61
PCT#3 EQUIPMENT REPLACMNT						
52 -000-1030	CASH IN BANK	3.03	0.00	0.00	3.03	3.03
52 -000-1040	CASH IN TEX POOL	0.00	0.00	0.00	0.00	0.00
	FUND 52 TOTAL	3.03	0.00	0.00	3.03	3.03
PCT#4 EQUIPMENT REPLACMNT						
53 -000-1030	CASH IN BANK	92,782.72	4,064.47	16,500.00CR	80,347.19	81,736.41
53 -000-1040	CASH IN TEX POOL	0.00	0.00	0.00	0.00	0.00
	FUND 53 TOTAL	92,782.72	4,064.47	16,500.00CR	80,347.19	81,736.41
CONSTRUCTION GRANTS						
55 -000-1030	CASH IN BANK	0.00	0.00	0.00	0.00	0.00
55 -000-1050	CASH-COMMUNITY A	0.00	0.00	0.00	0.00	0.00
	FUND 55 TOTAL	0.00	0.00	0.00	0.00	0.00
MAURITZ CAMP FUND						
56 -000-1030	CASH IN BANK	4,405.65	0.75	244.18CR	4,162.22	4,240.26
56 -000-1040	CASH IN TEXPOOL	0.00	0.00	0.00	0.00	0.00
	FUND 56 TOTAL	4,405.65	0.75	244.18CR	4,162.22	4,240.26

		BEGINNING	TOTAL	TOTAL	ENDING	AVERAGE
		BALANCE	DEBITS	CREDITS	BALANCE	DAILY
						BALANCE
ABANDONED MOTOR VEHICLE						
57 -000-1030	CASH IN BANK	10,953.20	0.00	4,415.10CR	6,538.10	8,189.75
57 -000-1040	CASH IN TEXPOOL	0.00	0.00	0.00	0.00	0.00
57 -000-1055	CASH IN BANK - A	2,314.65	0.00	0.00	2,314.65	2,314.65
FUND 57 TOTAL		13,267.85	0.00	4,415.10CR	8,852.75	10,504.40
COASTAL IMPCT ASSISTANCE						
72 -000-1030	CASH IN BANK	56,825.25CR	139,773.22	182,998.26CR	100,050.29CR	155,202.03CR
FUND 72 TOTAL		56,825.25CR	139,773.22	182,998.26CR	100,050.29CR	155,202.03CR
AIRPORT						
80 -000-1030	CASH IN BANK	6,908.88	1,001.18	1,940.30CR	5,969.76	6,630.15
80 -000-1032	CLEARING	0.00	0.00	0.00	0.00	0.00
80 -000-1040	CASH IN TEXPOOL	0.00	0.00	0.00	0.00	0.00
FUND 80 TOTAL		6,908.88	1,001.18	1,940.30CR	5,969.76	6,630.15
JAIL COMMISSARY						
81 -000-1030	CASH IN BANK	1,083.59CR	3.30	818.71CR	1,899.00CR	1,240.20CR
81 -000-1040	CASH IN TEXPOOL	0.00	0.00	0.00	0.00	0.00
FUND 81 TOTAL		1,083.59CR	3.30	818.71CR	1,899.00CR	1,240.20CR
STATE FEES						
88 -000-1030	CASH IN BANK	70,759.14	32,814.30	20,450.15CR	83,123.29	81,903.64
FUND 88 TOTAL		70,759.14	32,814.30	20,450.15CR	83,123.29	81,903.64
TRUST INVESTMENT						
89 -000-1020	CASH- WILBREEZE	0.00	0.00	0.00	0.00	0.00
89 -000-1030	CASH IN BANK	0.00	0.00	0.00	0.00	0.00
89 -000-1040	CASH IN TEXPOOL	73,747.47	3.10	0.00	73,750.57	73,747.57
89 -000-1060	CASH IN BANK - M	30,889.86	10.49	0.00	30,900.35	30,890.20
FUND 89 TOTAL		104,637.33	13.59	0.00	104,650.92	104,637.77
DISTRICT CLERK RESRV ACCT						
90 -000-1030	CASH IN BANK	164,334.70	0.00	0.00	164,334.70	164,334.70

		BEGINNING BALANCE	TOTAL DEBITS	TOTAL CREDITS	ENDING BALANCE	AVERAGE DAILY BALANCE
90 -000-1040	CASH IN TEXPOOL	0.00	0.00	0.00	0.00	0.00
	FUND 90 TOTAL	164,334.70	0.00	0.00	164,334.70	164,334.70
CNTYWIDE DRAINAGE DIST						
92 -000-1030	CASH IN BANK	0.00	39,415.29	39,415.29CR	0.00	13,986.07
92 -000-1040	CASH IN TEXPOOL	0.00	0.00	0.00	0.00	0.00
	FUND 92 TOTAL	0.00	39,415.29	39,415.29CR	0.00	13,986.07
	REPORT TOTALS	10,719,091.95	1,092,033.46	1,677,834.55CR	10,133,290.86	10,470,654.14



EL CAMPO, TX

Pledge Security Listing

May 31, 2015



ID	CUSIP	Description	Safetkeeping Location	Safetkeeping Receipt	Coupon	Maturity Date	Call Date	Moody	S&P	Fitch	FASB.115	Face Amount	Current Par	Current Book Value	Market Value	Gain/(Loss)
JACKSON COUNTY																
863	31335HQ30	FHLMC C90474	FHLB	xxx	7.00	08/01/2021		AAA	AA+	AAA	HTM	1,057,667	9,567.86	9,569.95	10,650.10	1,080.15
1115	31400EFU9	FNMA 685179	FHLB	xxx	5.00	03/01/2018		AAA	AA+	AAA	HTM	9,500,000	334,934.85	335,015.36	350,000.59	14,965.23
2047	3128MBNA1	FHLMC G12885	FHLB	x	5.00	06/01/2021		AAA	AA+	AAA	HTM	8,737,093	787,134.51	787,121.30	840,075.76	52,954.45
2412	3128MBTJ6	FHLMC G13053	FHLB	x	4.50	04/01/2023		AAA	AA+	AAA	HTM	13,200,000	926,872.32	929,388.80	995,340.55	65,951.75
2473	31416XHX1	FNMA AB2045	FHLB	x	3.50	01/01/2021		AAA	AA+	AAA	HTM	3,747,053	1,025,157.59	1,028,238.87	1,072,377.63	44,138.76
2493	31417ADJ5	FNMA AB3704	FHLB	x	3.00	10/01/2021		AAA	AA+	AAA	HTM	8,535,819	3,035,848.79	3,068,104.15	3,152,140.86	84,036.71
2516	313BAXQ9	FNMA AJ6086	FHLB	x	3.00	12/01/2026		AAA	AA+	AAA	HTM	4,400,000	2,249,785.78	2,276,209.30	2,353,641.52	77,432.22
3546	31410LKN1	FNMA B90501	FHLB		2.00	11/01/2027		AAA	AA+	AAA	HTM	11,250,000	8,534,585.70	8,675,005.04	8,529,678.31	(145,326.73)
3615	31307BFM7	FHLMC J22872	FHLB		2.00	03/01/2028		AAA	AA+	AAA	HTM	9,000,000	7,195,930.11	7,242,310.45	7,182,437.67	(59,872.79)
3999	3128MMRT2	FHLMC G18497	FHLB		3.00	01/01/2029		AAA	AA+	AAA	HTM	5,000,000	4,204,959.75	4,272,208.80	4,399,435.18	127,230.38
												74,427,652	28,304,777.26	28,623,172.02	29,885,782.17	262,610.13

Total for JACKSON COUNTY



Inventory | Pledge Entity | v1.2

Although the information in this report has been obtained from sources believed to be reliable, its accuracy cannot be guaranteed.

<u>INVESTMENTS</u>	<u>NAME</u>	<u>ACCT #</u>	<u>04/30/2015</u>	<u>INTEREST</u>	<u>DEPOSIT</u>	<u>WITHDRAW</u>	<u>05/31/2015</u>
			<u>BALANCE</u>				<u>BALANCE</u>
Road & Bridge Precinct #1		1100	15,025.77	0.62			15,026.39
Road & Bridge Precinct #2		1200	15,263.42	0.62			15,264.04
Road & Bridge Precinct #3		1300	23,991.19	1.22			23,992.41
Road & Bridge Precinct #4		1400	14,574.28	0.62			14,574.90
General		1500	246,497.06	11.53			246,508.59
Moore Seizure		7104	2,468.80				2,468.80
DeLeon Seizure		7203	1,865.18				1,865.18
Rojas Seizure		7210	10,911.75	0.62			10,912.37
Ewing Seizure		7213	10,718.54	0.62			10,719.16
Roman Seizure		7301	5,265.27	0.31			5,265.58
Barron Seizure		7308	4,972.05	0.31			4,972.36
Guerrero Seizure		7309	15,311.81	0.62			15,312.43
Villareal Seizure #2		7319	1,903.66				1,903.66
Villareal Seizure #3		7320	1,665.10				1,665.10
Binning Heirs Trust Cause #4563		7406	2,224.09				2,224.09
Cordale Church & Cemetery		7502	7,897.64	0.31			7,897.95
Callis Receivlership		7504	8,543.58	0.31			8,543.89
TOTAL IN TEXPOOL			389,099.19	17.71	0.00	0.00	389,116.90
AVERAGE INTEREST			0.0524%				0.0553%
Texas CLASS			505,542.35	59.01			505,601.36
AVERAGE INTEREST			0.1400%				0.1400%
Transfer Station Certificate of Deposit		Prosperity	17,750.84				17,750.84
Depository Money Market		Prosperity	6,908,872.41	2,335.62		350,000.00	6,561,208.03
AVERAGE INTEREST			0.4000%				0.4000%
Sandoval & Dean Seizure Money Market		Prosperity	30,889.86	10.49			30,900.35
AVERAGE INTEREST			0.4000%				0.4000%
DEPOSITORY BANK ACCOUNT INTEREST				842.12			
Cafeteria (Flexible Spending) Account			12,610.76			759.08	11,851.68

This report is made in accordance with provisions of Government Code 2256 (Section 2256.023), the Public Funds Investment Act. The investments held in the Jackson County portfolio comply with the Public Funds Investment Act and the County's investment policy and strategies.

This report is true and correct to the best of my knowledge and belief according to the records of this office.

Mary Horton

Mary Horton, CCT, CIO