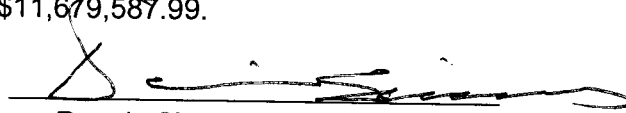


**MINUTES OF COUNTY FINANCES  
TREASURER'S REPORT**

IN THE MATTER OF COUNTY  
FINANCES IN THE HANDS OF  
MARY HORTON, TREASURER  
OF JACKSON COUNTY, TEXAS


COMMISSIONERS' COURT JACKSON  
COUNTY, TEXAS IN REGULAR  
SESSION APRIL TERM 2014

IN ACCORDANCE with Section 114.026, Local Government Code, we, the undersigned, constituting the entire Commissioners' Court of said County, certify that on the 28th day of April 2014, at the Regular term of Court, we compared and examined the monthly report of Mary Horton, Treasurer of Jackson County, Texas, for March 2014, and finding the same correct, entered an order in the Minutes approving said report, which states total cash and other assets on hand as: \$11,679,587.99.

  
Dennis Simons, County Judge


  
Wayne Hunt, Commissioner Pct. 1

  
Wayne Bubela, Commissioner Pct. 2


  
Johnny E. Belicek, Commissioner Pct. 3

  
Larry Deyton, Commissioner Pct. 4

SWORN TO AND SUBSCRIBED BEFORE ME, by Dennis Simons, County Judge, and County Commissioners of said Jackson County, each respectively, on this the 28th day of April A.D., 2014.

  
Attest: Barbara Williams, County Clerk

FILED FOR RECORD THIS the 28th day of April A.D., 2014, and recorded on the 28th day of April A.D., 2014.

  
Barbara Williams, County Clerk and  
Ex-Officio Clerk of the Commissioners'  
Court in and for Jackson County, Texas.

By: \_\_\_\_\_  
Deputy

		BEGINNING	TOTAL	TOTAL	ENDING	AVERAGE
		BALANCE	DEBITS	CREDITS	BALANCE	DAILY
						BALANCE
<b>GENERAL</b>						
10 -000-1020	CHANGE FUND/PETT	141.00	600.00	0.00	741.00	295.84
10 -000-1030	CASH IN BANK	35,898.11	628,352.33	639,946.83CR	24,303.61	30,045.93
10 -000-1034	CASH IN BANK -	2,581.52	4,275.35	2,369.52CR	4,487.35	2,622.50
10 -000-1040	CASH IN TEX POOL	246,393.64	6.23	0.00	246,399.87	246,393.84
10 -000-1042	CASH IN TEXAS CL	504,943.72	40.87	0.00	504,984.59	504,945.04
10 -000-1045	CASH IN T BILLS	0.00	0.00	0.00	0.00	0.00
10 -000-1046	CASH IN C.D.'S	17,684.61	13.08	0.00	17,697.69	17,693.47
10 -000-1051	CASH IN ESCROW-L	1,000.00	0.00	9.98CR	990.02	995.49
10 -000-1060	CASH IN MONEY MA	7,655,510.26	152,618.14	65,000.00CR	7,743,128.40	7,706,723.75
FUND 10 TOTAL		8,464,152.86	785,906.00	707,326.33CR	8,542,732.53	8,509,715.86
<b>PERMANENT IMPROVEMENT</b>						
12 -000-1030	CASH IN BANK	243,163.07	40.76	0.00	243,203.83	243,164.38
12 -000-1040	CASH IN TEX POOL	0.00	0.00	0.00	0.00	0.00
FUND 12 TOTAL		243,163.07	40.76	0.00	243,203.83	243,164.38
<b>COMMISSARY TELEPHONE</b>						
15 -000-1030	CASH IN BANK	41,643.53	3,682.32	1,399.50CR	43,926.35	42,281.57
15 -000-1040	CASH IN TEXPOOL	0.00	0.00	0.00	0.00	0.00
FUND 15 TOTAL		41,643.53	3,682.32	1,399.50CR	43,926.35	42,281.57
<b>DISTRICT ATTORNEY-HOT CHK</b>						
17 -000-1030	CASH IN BANK	9,079.54	1,584.43	5.97CR	10,658.00	9,126.41
17 -000-1040	CASH IN TEX POOL	0.00	0.00	0.00	0.00	0.00
FUND 17 TOTAL		9,079.54	1,584.43	5.97CR	10,658.00	9,126.41
<b>ELECTIONS ADMINISTRATION</b>						
18 -000-1030	CASH IN BANK	138.92	289.18	0.00	428.10	241.53
FUND 18 TOTAL		138.92	289.18	0.00	428.10	241.53
<b>FORFEITURE-DIST ATTORNEY</b>						
19 -000-1030	CASH IN BANK	292,829.34	975.52	1,327.91CR	292,476.95	292,295.26
19 -000-1040	CASH IN TEXPOOL	0.00	0.00	0.00	0.00	0.00
FUND 19 TOTAL		292,829.34	975.52	1,327.91CR	292,476.95	292,295.26

		BEGINNING	TOTAL	TOTAL	ENDING	AVERAGE
		BALANCE	DEBITS	CREDITS	BALANCE	DAILY
						BALANCE
FORFEITURE-SHERIFF						
21 -000-1030	CASH IN BANK	54,344.64	1,254.52	212.04CR	55,387.12	54,479.26
21 -000-1040	CASH IN TEXPOOL	0.00	0.00	0.00	0.00	0.00
FUND 21	TOTAL	<u>54,344.64</u>	<u>1,254.52</u>	<u>212.04CR</u>	<u>55,387.12</u>	<u>54,479.26</u>
TECHNOLOGY FUND						
23 -000-1030	CASH IN BANK	1,206.83CR	924.04	0.00	282.79CR	836.22CR
23 -000-1040	CASH IN TEXPOOL	0.00	0.00	0.00	0.00	0.00
FUND 23	TOTAL	<u>1,206.83CR</u>	<u>924.04</u>	<u>0.00</u>	<u>282.79CR</u>	<u>836.22CR</u>
JUV PROB DISCRETIONARY						
24 -000-1030	CASH IN BANK	760.07	435.00	2,700.00CR	1,504.93CR	307.17
FUND 24	TOTAL	<u>760.07</u>	<u>435.00</u>	<u>2,700.00CR</u>	<u>1,504.93CR</u>	<u>307.17</u>
JUVENILE PROBATION GRANTS						
25 -000-1030	CASH IN BANK	28,146.33	18,908.50	12,714.50CR	34,340.33	34,406.39
25 -000-1040	CASH IN TEXPOOL	0.00	0.00	0.00	0.00	0.00
FUND 25	TOTAL	<u>28,146.33</u>	<u>18,908.50</u>	<u>12,714.50CR</u>	<u>34,340.33</u>	<u>34,406.39</u>
LAW LIBRARY						
26 -000-1030	CASH IN BANK	7,726.75	595.00	2,457.33CR	5,864.42	6,492.18
FUND 26	TOTAL	<u>7,726.75</u>	<u>595.00</u>	<u>2,457.33CR</u>	<u>5,864.42</u>	<u>6,492.18</u>
LEOSE-LAW ENF OFFICERS ED						
27 -000-1030	CASH IN BANK	6,484.98	0.00	0.00	6,484.98	6,484.98
FUND 27	TOTAL	<u>6,484.98</u>	<u>0.00</u>	<u>0.00</u>	<u>6,484.98</u>	<u>6,484.98</u>
LIBRARY-MEMORIAL FUND						
28 -000-1030	CASH IN BANK	57,570.42	3,180.85	555.76CR	60,195.51	58,757.70
28 -000-1040	CASH IN TEXPOOL	0.00	0.00	0.00	0.00	0.00
FUND 28	TOTAL	<u>57,570.42</u>	<u>3,180.85</u>	<u>555.76CR</u>	<u>60,195.51</u>	<u>58,757.70</u>

		BEGINNING	TOTAL	TOTAL	ENDING	AVERAGE
		BALANCE	DEBITS	CREDITS	BALANCE	DAILY
						BALANCE
RECORDS MGT- COUNTY CLERK						
29 -000-1030	CASH IN BANK	65,486.28	4,620.00	2,244.95CR	67,861.33	65,603.30
29 -000-1040	CASH IN TEXPOOL	0.00	0.00	0.00	0.00	0.00
FUND 29	TOTAL	65,486.28	4,620.00	2,244.95CR	67,861.33	65,603.30
RECORDS MGT - COUNTY						
30 -000-1030	CASH IN BANK	36,297.32	1,121.22	2.32CR	37,416.22	36,533.38
30 -000-1040	CASH IN TEXPOOL	0.00	0.00	0.00	0.00	0.00
FUND 30	TOTAL	36,297.32	1,121.22	2.32CR	37,416.22	36,533.38
RECORDS MGT - DIST CLERK						
31 -000-1030	CASH IN BANK	5,482.57	682.50	2.32CR	6,162.75	5,754.15
31 -000-1040	CASH IN TEXPOOL	0.00	0.00	0.00	0.00	0.00
FUND 31	TOTAL	5,482.57	682.50	2.32CR	6,162.75	5,754.15
SECURITY FUND						
32 -000-1030	CASH IN BANK	61,189.82	1,362.21	1,008.69CR	61,543.34	61,255.43
32 -000-1040	CASH IN TEXPOOL	0.00	0.00	0.00	0.00	0.00
FUND 32	TOTAL	61,189.82	1,362.21	1,008.69CR	61,543.34	61,255.43
CHILD ABUSE PREVENTION						
34 -000-1030	CASH IN BANK	2,584.00	120.00	0.00	2,704.00	2,630.94
FUND 34	TOTAL	2,584.00	120.00	0.00	2,704.00	2,630.94
CHILD WELFARE						
35 -000-1030	CASH IN BANK	9,600.65	1.61	0.00	9,602.26	9,600.70
35 -000-1040	CASH IN TEXPOOL	0.00	0.00	0.00	0.00	0.00
FUND 35	TOTAL	9,600.65	1.61	0.00	9,602.26	9,600.70
HISTORICAL COMMISSION						
36 -000-1030	CASH IN BANK	32,356.79	5.42	0.00	32,362.21	32,356.96
36 -000-1040	CASH IN TEX POOL	0.00	0.00	0.00	0.00	0.00
FUND 36	TOTAL	32,356.79	5.42	0.00	32,362.21	32,356.96

		BEGINNING BALANCE	TOTAL DEBITS	TOTAL CREDITS	ENDING BALANCE	AVERAGE DAILY BALANCE
MEDIATION FUND						
37 -000-1030	CASH IN BANK	1,450.00	0.00	0.00	1,450.00	1,450.00
	FUND 37 TOTAL	<u>1,450.00</u>	<u>0.00</u>	<u>0.00</u>	<u>1,450.00</u>	<u>1,450.00</u>
HIGHWAY						
40 -000-1030	CASH IN BANK	121,675.75CR	126,983.80	10,756.05CR	5,448.00CR	45,323.11CR
	FUND 40 TOTAL	<u>121,675.75CR</u>	<u>126,983.80</u>	<u>10,756.05CR</u>	<u>5,448.00CR</u>	<u>45,323.11CR</u>
ROAD & BRIDGE GEN NO. 1						
41 -000-1030	CASH IN BANK	353,281.21	12,232.59	53,704.61CR	311,809.19	331,592.31
41 -000-1040	CASH IN TEX POOL	15,019.82	0.34	0.00	15,020.16	15,019.83
	FUND 41 TOTAL	<u>368,301.03</u>	<u>12,232.93</u>	<u>53,704.61CR</u>	<u>326,829.35</u>	<u>346,612.14</u>
ROAD & BRIDGE GEN NO. 2						
42 -000-1030	CASH IN BANK	619,650.38	2,288.34	48,413.36CR	573,525.36	597,763.02
42 -000-1040	CASH IN TEXPOOL	15,257.34	0.34	0.00	15,257.68	15,257.35
	FUND 42 TOTAL	<u>634,907.72</u>	<u>2,288.68</u>	<u>48,413.36CR</u>	<u>588,783.04</u>	<u>613,020.37</u>
ROAD & BRIDGE GEN NO. 3						
43 -000-1030	CASH IN BANK	234,842.68	1,682.87	25,295.03CR	211,230.52	224,424.55
43 -000-1040	CASH IN TEX POOL	23,981.07	0.64	0.00	23,981.71	23,981.09
	FUND 43 TOTAL	<u>258,823.75</u>	<u>1,683.51</u>	<u>25,295.03CR</u>	<u>235,212.23</u>	<u>248,405.64</u>
ROAD & BRIDGE GEN NO. 4						
44 -000-1030	CASH IN BANK	573,851.80	10,616.68	64,231.88CR	520,236.60	546,957.26
44 -000-1040	CASH IN TEX POOL	14,568.51	0.34	0.00	14,568.85	14,568.52
	FUND 44 TOTAL	<u>588,420.31</u>	<u>10,617.02</u>	<u>64,231.88CR</u>	<u>534,805.45</u>	<u>561,525.78</u>
ROAD & BRIDGE LATERAL RD						
45 -000-1030	CASH IN BANK	21,610.95	0.00	0.00	21,610.95	21,610.95
	FUND 45 TOTAL	<u>21,610.95</u>	<u>0.00</u>	<u>0.00</u>	<u>21,610.95</u>	<u>21,610.95</u>

		BEGINNING BALANCE	TOTAL DEBITS	TOTAL CREDITS	ENDING BALANCE	AVERAGE DAILY BALANCE
PCT#1 EQUIPMENT REPLACMNT						
50 -000-1030	CASH IN BANK	2.88	0.00	0.00	2.88	2.88
50 -000-1040	CASH IN TEX POOL	0.00	0.00	0.00	0.00	0.00
	FUND 50 TOTAL	2.88	0.00	0.00	2.88	2.88
PCT#2 EQUIPMENT REPLACMNT						
51 -000-1030	CASH IN BANK	0.00	0.00	0.00	0.00	0.00
51 -000-1040	CASH IN TEX POOL	0.00	0.00	0.00	0.00	0.00
	FUND 51 TOTAL	0.00	0.00	0.00	0.00	0.00
PCT#3 EQUIPMENT REPLACMNT						
52 -000-1030	CASH IN BANK	2.22	0.00	0.00	2.22	2.22
52 -000-1040	CASH IN TEX POOL	0.00	0.00	0.00	0.00	0.00
	FUND 52 TOTAL	2.22	0.00	0.00	2.22	2.22
PCT#4 EQUIPMENT REPLACMNT						
53 -000-1030	CASH IN BANK	115,784.22	19.41	0.00	115,803.63	115,784.85
53 -000-1040	CASH IN TEX POOL	0.00	0.00	0.00	0.00	0.00
	FUND 53 TOTAL	115,784.22	19.41	0.00	115,803.63	115,784.85
CONSTRUCTION GRANTS						
55 -000-1030	CASH IN BANK	0.00	0.00	0.00	0.00	0.00
55 -000-1050	CASH-COMMUNITY A	0.00	0.00	0.00	0.00	0.00
	FUND 55 TOTAL	0.00	0.00	0.00	0.00	0.00
MAURITZ CAMP FUND						
56 -000-1030	CASH IN BANK	11,365.54	1.91	0.00	11,367.45	11,365.60
56 -000-1040	CASH IN TEXPOOL	0.00	0.00	0.00	0.00	0.00
	FUND 56 TOTAL	11,365.54	1.91	0.00	11,367.45	11,365.60
ABANDONED MOTOR VEHICLE						
57 -000-1030	CASH IN BANK	35,553.02	0.00	406.06CR	35,146.96	35,264.85
57 -000-1040	CASH IN TEXPOOL	0.00	0.00	0.00	0.00	0.00
57 -000-1055	CASH IN BANK - A	1,000.00	0.00	0.00	1,000.00	1,000.00
	FUND 57 TOTAL	36,553.02	0.00	406.06CR	36,146.96	36,264.85

		BEGINNING BALANCE	TOTAL DEBITS	TOTAL CREDITS	ENDING BALANCE	AVERAGE DAILY BALANCE
<b>COASTAL IMPCT ASSISTANCE</b>						
72 -000-1030	CASH IN BANK	16,705.30CR	7,178.75	7,656.00CR	17,182.55CR	17,011.16CR
	FUND 72 TOTAL	<u>16,705.30CR</u>	<u>7,178.75</u>	<u>7,656.00CR</u>	<u>17,182.55CR</u>	<u>17,011.16CR</u>
<b>AIRPORT</b>						
80 -000-1030	CASH IN BANK	22,010.18	1,003.79	40.63CR	22,973.34	22,658.89
80 -000-1032	CLEARING	0.00	0.00	0.00	0.00	0.00
80 -000-1040	CASH IN TEXPOOL	0.00	0.00	0.00	0.00	0.00
	FUND 80 TOTAL	<u>22,010.18</u>	<u>1,003.79</u>	<u>40.63CR</u>	<u>22,973.34</u>	<u>22,658.89</u>
<b>JAIL COMMISSARY</b>						
81 -000-1030	CASH IN BANK	1,940.19	790.46	3,248.82CR	518.17CR	9.27CR
81 -000-1040	CASH IN TEXPOOL	0.00	0.00	0.00	0.00	0.00
	FUND 81 TOTAL	<u>1,940.19</u>	<u>790.46</u>	<u>3,248.82CR</u>	<u>518.17CR</u>	<u>9.27CR</u>
<b>STATE FEES</b>						
88 -000-1030	CASH IN BANK	56,339.50	46,977.81	18,081.57CR	85,235.74	77,717.36
	FUND 88 TOTAL	<u>56,339.50</u>	<u>46,977.81</u>	<u>18,081.57CR</u>	<u>85,235.74</u>	<u>77,717.36</u>
<b>TRUST INVESTMENT</b>						
89 -000-1020	CASH- WILBREEZE	0.00	0.00	0.00	0.00	0.00
89 -000-1030	CASH IN BANK	1,850.00	0.00	1,850.00CR	0.00	1,432.26
89 -000-1040	CASH IN TEXPOOL	74,565.80	1.64	0.00	74,567.44	74,565.85
89 -000-1061	CASH IN MONEY MA	0.00	0.00	0.00	0.00	0.00
	FUND 89 TOTAL	<u>76,415.80</u>	<u>1.64</u>	<u>1,850.00CR</u>	<u>74,567.44</u>	<u>75,998.11</u>
<b>DISTRICT CLERK RESRV ACCT</b>						
90 -000-1030	CASH IN BANK	128,265.46	8,118.06	0.00	136,383.52	134,765.44
90 -000-1040	CASH IN TEXPOOL	0.00	0.00	0.00	0.00	0.00
	FUND 90 TOTAL	<u>128,265.46</u>	<u>8,118.06</u>	<u>0.00</u>	<u>136,383.52</u>	<u>134,765.44</u>
<b>CNTYWIDE DRAINAGE DIST</b>						
92 -000-1030	CASH IN BANK	0.00	69,138.40	69,138.40CR	0.00	15,611.90
92 -000-1040	CASH IN TEXPOOL	0.00	0.00	0.00	0.00	0.00
	FUND 92 TOTAL	<u>0.00</u>	<u>69,138.40</u>	<u>69,138.40CR</u>	<u>0.00</u>	<u>15,611.90</u>
	REPORT TOTALS	<u>11,601,642.77</u>	<u>1,112,725.25</u>	<u>1,034,780.03CR</u>	<u>11,679,587.99</u>	<u>11,691,104.77</u>

# Pledge Security Listing

March 31, 2014

ID	CUSIP	Description	Safekeeping Location	Safekeeping Receipt	Coupon	Maturity Date	Call Date	Moody	S&P	Fitch	FASB115	Face Amount	Current Par	Current Book Value	Market Value	Gain(Loss)
<b>JACKSON COUNTY</b>																
863	31335HQ30	FHLMC C90474	FHLB	xxx	7.00	08/01/2021		AAA	AA+	AAA	HTM	1,057,687	12,952.81	12,957.20	14,358.15	1,400.95
1115	31400EFU9	FNMA 685179	FHLB	xxx	5.00	03/01/2018		AAA	AA+	AAA	HTM	9,500,000	631,963.47	632,339.81	666,395.06	34,055.25
2047	3128MBNA1	FHLMC G12885	FHLB	x	5.00	06/01/2021		AAA	AA+	AAA	HTM	8,737,093	1,180,590.80	1,180,555.47	1,267,316.86	86,761.39
2412	3128MBTJ6	FHLMC G13053	FHLB	x	4.50	04/01/2023		AAA	AA+	AAA	HTM	13,200,000	1,357,137.80	1,362,911.55	1,447,116.04	84,204.50
2473	31416XHX1	FNMA AB2045	FHLB	x	3.50	01/01/2021		AAA	AA+	AAA	HTM	3,747,053	1,515,455.62	1,523,185.28	1,587,239.34	64,054.06
2493	31417ADJ5	FNMA AB3704	FHLB	x	3.00	10/01/2021		AAA	AA+	AAA	HTM	8,535,819	4,191,366.93	4,260,719.48	4,369,500.03	108,780.55
2516	3138AXXQ9	FNMA AJ6086	FHLB	x	3.00	12/01/2026		AAA	AA+	AAA	HTM	4,400,000	2,734,343.35	2,776,433.05	2,820,543.52	44,110.47
3546	31410LKN1	FNMA 890501	FHLB		2.00	11/01/2027		AAA	AA+	AAA	HTM	11,250,000	9,846,382.28	10,049,789.28	9,612,284.54	(437,504.75)
3999	3128MMRT2	FHLMC G18497	FHLB		3.00	01/01/2029		AAA	AA+	AAA	HTM	5,000,000	4,943,322.60	5,042,407.96	5,090,139.28	47,731.32
<b>Total for JACKSON COUNTY</b>												<b>65,427,652</b>	<b>26,413,515.66</b>	<b>26,841,299.08</b>	<b>26,874,892.82</b>	<b>33,593.74</b>



<u>INVESTMENTS</u>			<u>02/28/2014</u>				<u>03/31/2014</u>
	<u>NAME</u>	<u>ACC'T #</u>	<u>BALANCE</u>	<u>INTEREST</u>	<u>DEPOSIT</u>	<u>WITHDRAW</u>	<u>BALANCE</u>
	Road & Bridge Precinct #1	1100	15,019.82	0.34			15,020.16
	Road & Bridge Precinct #2	1200	15,257.34	0.34			15,257.68
	Road & Bridge Precinct #3	1300	23,981.07	0.64			23,981.71
	Road & Bridge Precinct #4	1400	14,568.51	0.34			14,568.85
	General	1500	246,393.64	6.23			246,399.87
	Moore Seizure	7104	2,468.80				2,468.80
	DeLeon Seizure	7203	1,865.18				1,865.18
	Rojas Seizure	7210	10,907.09	0.31			10,907.40
	Ewing Seizure	7213	10,714.01	0.31			10,714.32
	Roman Seizure	7301	5,263.28	0.03			5,263.31
	Barron Seizure	7308	4,970.47	0.03			4,970.50
	Guerrero Seizure	7309	15,305.73	0.34			15,306.07
	Villareal Seizure #2	7319	1,903.66				1,903.66
	Villareal Seizure #3	7320	1,665.10				1,665.10
	Binning Heirs Trust Cause #4563	7406	2,224.09				2,224.09
	Cordele Church & Cemetery	7502	8,843.34	0.31			8,843.65
	Callis Receivership	7504	8,435.05	0.31			8,435.36
	<b>TOTAL IN TEXPOOL</b>		<b>389,786.18</b>	<b>9.53</b>	<b>0.00</b>	<b>0.00</b>	<b>389,795.71</b>
	AVERAGE INTEREST		0.0288%				0.0299%
	<b>Texas CLASS</b>		<b>504,943.72</b>	<b>40.87</b>			<b>504,984.59</b>
	AVERAGE INTEREST		0.1000%				0.1000%
	<b>Transfer Station Certificate of Deposit</b>	<b>Prosperity</b>	<b>17,684.61</b>	<b>13.08</b>			<b>17,697.69</b>
	<b>Depository Money Market</b>	<b>Prosperity</b>	<b>7,655,510.26</b>	<b>2,618.14</b>	<b>150,000.00</b>	<b>65,000.00</b>	<b>7,743,128.40</b>
	AVERAGE INTEREST		0.4000%				0.4000%
	<b>DEPOSITORY BANK ACCOUNT INTEREST</b>			<b>944.44</b>			
	<b>Cafeteria (Flexible Spending) Account</b>		<b>17,013.40</b>			<b>5,412.83</b>	<b>11,600.57</b>

This report is made in accordance with provisions of Government Code 2256 (Section 2256.023), the Public Funds Investment Act.

The investments held in the Jackson County portfolio comply with the Public Funds Investment Act and the County's investment policy and strategies.

This report is true and correct to the best of my knowledge and belief according to the records of this office.

*Mary Horton*