

MINUTES OF COUNTY FINANCES


TREASURER'S REPORT

IN THE MATTER OF COUNTY
FINANCES IN THE HANDS OF
MARY HORTON, TREASURER
OF JACKSON COUNTY, TEXAS


COMMISSIONERS' COURT JACKSON
COUNTY, TEXAS IN REGULAR
SESSION MARCH TERM 2011

IN ACCORDANCE with Section 114.026, Local Government Code, we, the undersigned, constituting the entire Commissioners' Court of said County, certify that on the 14th day of March 2011, at the Regular term of Court, we compared and examined the monthly report of Mary Horton, Treasurer of Jackson County, Texas, for February 2011, and finding the same correct, entered an order in the Minutes approving said report, which states total cash and other assets on hand as: **\$10,192,281.00.**


Dennis S. Simons, County Judge


Wayne Hunt, Commissioner Pct. 1


Wayne Bubela, Commissioner Pct. 2



Johnny E. Belicek, Commissioner Pct. 3


Larry Dayton, Commissioner Pct. 4

SWORN TO AND SUBSCRIBED BEFORE ME, by Dennis S. Simons, County Judge, and County Commissioners of said Jackson County, each respectively, on this the 14th day of March A.D., 2011.


Attest: Barbara Williams, County Clerk

FILED FOR RECORD THIS 14th day of March A.D., 2011, and recorded on the 14th day of March, A.D. 2011.


Barbara Williams, County Clerk and
Ex-Officio Clerk of the Commissioners'
Court in and for Jackson County, Texas.

By: _____
Deputy

		BEGINNING BALANCE	TOTAL DEBITS	TOTAL CREDITS	ENDING BALANCE	AVERAGE DAILY BALANCE
GENERAL						
10 -000-1020	CHANGE FUND/PETT	141.00	0.00	0.00	141.00	141.00
10 -000-1030	CASH IN BANK	4,220,489.66	2,577,520.02	438,436.80CR	6,359,572.88	5,710,816.99
10 -000-1034	CASH IN BANK -	1,821.61	1,706.61	1,877.61CR	1,650.61	626.01
10 -000-1040	CASH IN TEX POOL	245,627.57	154.05	123.50CR	245,658.12	245,706.37
10 -000-1042	CASH IN TEXAS CL	502,292.32	67.79	0.00	502,360.11	502,294.74
10 -000-1045	CASH IN T BILLS	0.00	0.00	0.00	0.00	0.00
10 -000-1046	CASH IN C.D.'S	17,417.21	0.00	0.00	17,417.21	17,417.21
FUND 10 TOTAL		<u>4,987,789.37</u>	<u>2,579,448.47</u>	<u>440,437.91CR</u>	<u>7,126,799.93</u>	<u>6,477,002.32</u>
SALES TAX						
11 -000-1030	CASH IN BANK	716,151.38	61,354.65	0.00	777,506.03	757,496.97
11 -000-1040	CASH IN TEX POOL	4,778.63	0.56	0.00	4,779.19	4,778.65
FUND 11 TOTAL		<u>720,930.01</u>	<u>61,355.21</u>	<u>0.00</u>	<u>782,285.22</u>	<u>762,275.62</u>
PERMANENT IMPROVEMENT						
12 -000-1030	CASH IN BANK	208,322.57	123.18	0.00	208,445.75	208,326.97
12 -000-1040	CASH IN TEX POOL	1,025.53	0.00	0.00	1,025.53	1,025.53
FUND 12 TOTAL		<u>209,348.10</u>	<u>123.18</u>	<u>0.00</u>	<u>209,471.28</u>	<u>209,352.50</u>
COMMISSARY TELEPHONE						
15 -000-1030	CASH IN BANK	76,908.60	1,116.00	1,076.67CR	76,947.93	77,830.97
15 -000-1040	CASH IN TEXPOOL	4,000.60	0.49	0.60CR	4,000.49	4,000.02
FUND 15 TOTAL		<u>80,909.20</u>	<u>1,116.49</u>	<u>1,077.27CR</u>	<u>80,948.42</u>	<u>81,830.99</u>
COURT REPORTER SERVICES						
16 -000-1030	CASH IN BANK	2,976.08	210.00	0.00	3,186.08	3,025.90
FUND 16 TOTAL		<u>2,976.08</u>	<u>210.00</u>	<u>0.00</u>	<u>3,186.08</u>	<u>3,025.90</u>
DISTRICT ATTORNEY-HOT CHK						
17 -000-1030	CASH IN BANK	26,473.90	4,439.24	5,689.14CR	25,224.00	24,878.89
17 -000-1040	CASH IN TEX POOL	0.00	0.00	0.00	0.00	0.00
FUND 17 TOTAL		<u>26,473.90</u>	<u>4,439.24</u>	<u>5,689.14CR</u>	<u>25,224.00</u>	<u>24,878.89</u>

		BEGINNING BALANCE	TOTAL DEBITS	TOTAL CREDITS	ENDING BALANCE	AVERAGE DAILY BALANCE
ELECTIONS ADMINISTRATION						
18 -000-1030	CASH IN BANK	101.79	0.00	0.00	101.79	101.79
	FUND 18 TOTAL	<u>101.79</u>	<u>0.00</u>	<u>0.00</u>	<u>101.79</u>	<u>101.79</u>
FORFEITURE-DIST ATTORNEY						
19 -000-1030	CASH IN BANK	68,496.74	40.44	157.27CR	68,379.91	68,395.30
19 -000-1040	CASH IN TEXPOOL	9,021.56	1.04	0.00	9,022.60	9,021.60
	FUND 19 TOTAL	<u>77,518.30</u>	<u>41.48</u>	<u>157.27CR</u>	<u>77,402.51</u>	<u>77,416.90</u>
CAPITAL MURDER						
20 -000-1030	CASH IN BANK	0.00	0.00	0.00	0.00	0.00
20 -000-1040	CASH IN TEXPOOL	0.00	0.00	0.00	0.00	0.00
	FUND 20 TOTAL	<u>0.00</u>	<u>0.00</u>	<u>0.00</u>	<u>0.00</u>	<u>0.00</u>
FORFEITURE-SHERIFF						
21 -000-1030	CASH IN BANK	18,914.59	11.18	0.00	18,925.77	18,914.99
21 -000-1040	CASH IN TEXPOOL	5,633.58	0.60	0.00	5,634.18	5,633.60
	FUND 21 TOTAL	<u>24,548.17</u>	<u>11.78</u>	<u>0.00</u>	<u>24,559.95</u>	<u>24,548.59</u>
HEALTH						
22 -000-1020	CHANGE FUND/PETT	50.00	0.00	0.00	50.00	50.00
22 -000-1030	CASH IN BANK	75,948.75	2,840.44	17,137.81CR	61,651.38	71,533.10
22 -000-1040	CASH IN TEXPOOL	4,674.40	0.56	0.64CR	4,674.32	4,673.78
	FUND 22 TOTAL	<u>80,673.15</u>	<u>2,841.00</u>	<u>17,138.45CR</u>	<u>66,375.70</u>	<u>76,256.88</u>
TECHNOLOGY FUND						
23 -000-1030	CASH IN BANK	7,976.47	877.44	347.66CR	8,506.25	8,244.06
23 -000-1040	CASH IN TEXPOOL	0.00	0.00	0.00	0.00	0.00
	FUND 23 TOTAL	<u>7,976.47</u>	<u>877.44</u>	<u>347.66CR</u>	<u>8,506.25</u>	<u>8,244.06</u>
JUV PROB DISCRETIONARY						
24 -000-1030	CASH IN BANK	5,678.55	548.00	14.50CR	6,212.05	5,937.84
	FUND 24 TOTAL	<u>5,678.55</u>	<u>548.00</u>	<u>14.50CR</u>	<u>6,212.05</u>	<u>5,937.84</u>

		BEGINNING BALANCE	TOTAL DEBITS	TOTAL CREDITS	ENDING BALANCE	AVERAGE DAILY BALANCE
JUVENILE PROBATION GRANTS						
25 -000-1030	CASH IN BANK	38,853.03	8,387.08	9,554.95CR	37,685.16	35,647.11
25 -000-1040	CASH IN TEXPOOL	2,078.73	0.28	0.00	2,079.01	2,078.74
	FUND 25 TOTAL	<u>40,931.76</u>	<u>8,387.36</u>	<u>9,554.95CR</u>	<u>39,764.17</u>	<u>37,725.85</u>
LAW LIBRARY						
26 -000-1030	CASH IN BANK	2,371.20	805.00	1,205.09CR	1,971.11	2,540.44
	FUND 26 TOTAL	<u>2,371.20</u>	<u>805.00</u>	<u>1,205.09CR</u>	<u>1,971.11</u>	<u>2,540.44</u>
LEOSE-LAW ENF OFFICERS ED						
27 -000-1030	CASH IN BANK	4,325.49	662.67	667.50CR	4,320.66	4,325.32
	FUND 27 TOTAL	<u>4,325.49</u>	<u>662.67</u>	<u>667.50CR</u>	<u>4,320.66</u>	<u>4,325.32</u>
LIBRARY-MEMORIAL FUND						
28 -000-1030	CASH IN BANK	51,414.32	91.41	14.14CR	51,491.59	51,437.08
28 -000-1040	CASH IN TEXPOOL	2,120.57	0.28	0.00	2,120.85	2,120.58
	FUND 28 TOTAL	<u>53,534.89</u>	<u>91.69</u>	<u>14.14CR</u>	<u>53,612.44</u>	<u>53,557.66</u>
RECORDS MGT- COUNTY CLERK						
29 -000-1030	CASH IN BANK	122,180.22	1,265.00	1,395.54CR	122,049.68	122,092.92
29 -000-1040	CASH IN TEXPOOL	2,600.31	0.28	0.31CR	2,600.28	2,600.01
	FUND 29 TOTAL	<u>124,780.53</u>	<u>1,265.28</u>	<u>1,395.85CR</u>	<u>124,649.96</u>	<u>124,692.93</u>
RECORDS MGT - COUNTY						
30 -000-1030	CASH IN BANK	24,305.97	655.35	0.00	24,961.32	24,683.64
30 -000-1040	CASH IN TEXPOOL	0.00	0.00	0.00	0.00	0.00
	FUND 30 TOTAL	<u>24,305.97</u>	<u>655.35</u>	<u>0.00</u>	<u>24,961.32</u>	<u>24,683.64</u>
RECORDS MGT - DIST CLERK						
31 -000-1030	CASH IN BANK	35.06	386.04	0.00	421.10	146.24
31 -000-1040	CASH IN TEXPOOL	0.00	0.00	0.00	0.00	0.00
	FUND 31 TOTAL	<u>35.06</u>	<u>386.04</u>	<u>0.00</u>	<u>421.10</u>	<u>146.24</u>

		BEGINNING BALANCE	TOTAL DEBITS	TOTAL CREDITS	ENDING BALANCE	AVERAGE DAILY BALANCE
SECURITY FUND						
32 -000-1030	CASH IN BANK	92,828.60	1,300.85	945.32CR	93,184.13	92,915.85
32 -000-1040	CASH IN TEXPOOL	5,000.66	0.56	0.66CR	5,000.56	5,000.02
	FUND 32 TOTAL	<u>97,829.26</u>	<u>1,301.41</u>	<u>945.98CR</u>	<u>98,184.69</u>	<u>97,915.87</u>
APPELLATE JUDICIAL SYSTEM						
33 -000-1030	CASH IN BANK	0.00	0.00	0.00	0.00	0.00
	FUND 33 TOTAL	<u>0.00</u>	<u>0.00</u>	<u>0.00</u>	<u>0.00</u>	<u>0.00</u>
CHILD ABUSE PREVENTION						
34 -000-1030	CASH IN BANK	4,890.19	107.65	0.00	4,997.84	4,911.97
	FUND 34 TOTAL	<u>4,890.19</u>	<u>107.65</u>	<u>0.00</u>	<u>4,997.84</u>	<u>4,911.97</u>
CHILD WELFARE						
35 -000-1030	CASH IN BANK	8,291.53	4.90	0.00	8,296.43	8,291.71
35 -000-1040	CASH IN TEXPOOL	4,190.58	0.54	0.00	4,191.12	4,190.60
	FUND 35 TOTAL	<u>12,482.11</u>	<u>5.44</u>	<u>0.00</u>	<u>12,487.55</u>	<u>12,482.31</u>
HISTORICAL COMMISSION						
36 -000-1030	CASH IN BANK	20,373.63	11.73	1,000.00CR	19,385.36	19,838.33
36 -000-1040	CASH IN TEX POOL	3,497.58	0.32	0.00	3,497.90	3,497.59
	FUND 36 TOTAL	<u>23,871.21</u>	<u>12.05</u>	<u>1,000.00CR</u>	<u>22,883.26</u>	<u>23,335.92</u>
MEDIATION FUND						
37 -000-1030	CASH IN BANK	1,450.00	0.00	0.00	1,450.00	1,450.00
	FUND 37 TOTAL	<u>1,450.00</u>	<u>0.00</u>	<u>0.00</u>	<u>1,450.00</u>	<u>1,450.00</u>
JURY						
38 -000-1030	CASH IN BANK	0.00	0.00	0.00	0.00	0.00
	FUND 38 TOTAL	<u>0.00</u>	<u>0.00</u>	<u>0.00</u>	<u>0.00</u>	<u>0.00</u>
HIGHWAY						
40 -000-1030	CASH IN BANK	418,702.20CR	71,307.72	0.00	347,394.48CR	376,540.92CR
	FUND 40 TOTAL	<u>418,702.20CR</u>	<u>71,307.72</u>	<u>0.00</u>	<u>347,394.48CR</u>	<u>376,540.92CR</u>

		BEGINNING BALANCE	TOTAL DEBITS	TOTAL CREDITS	ENDING BALANCE	AVERAGE DAILY BALANCE
ROAD & BRIDGE GEN NO. 1						
41 -000-1030	CASH IN BANK	271,669.71	155.76	22,945.43CR	248,880.04	263,430.57
41 -000-1040	CASH IN TEX POOL	14,976.16	1.66	0.00	14,977.82	14,976.22
FUND 41 TOTAL		286,645.87	157.42	22,945.43CR	263,857.86	278,406.79
ROAD & BRIDGE GEN NO. 2						
42 -000-1030	CASH IN BANK	302,568.80	172.42	26,762.14CR	275,979.08	291,608.90
42 -000-1040	CASH IN TEXPOOL	15,212.85	1.70	0.00	15,214.55	15,212.91
FUND 42 TOTAL		317,781.65	174.12	26,762.14CR	291,193.63	306,821.81
ROAD & BRIDGE GEN NO. 3						
43 -000-1030	CASH IN BANK	187,863.22	105.73	22,667.54CR	165,301.41	178,825.53
43 -000-1040	CASH IN TEX POOL	23,911.34	2.70	0.00	23,914.04	23,911.44
FUND 43 TOTAL		211,774.56	108.43	22,667.54CR	189,215.45	202,736.97
ROAD & BRIDGE GEN NO. 4						
44 -000-1030	CASH IN BANK	677,491.20	395.62	43,528.10CR	634,358.72	666,391.97
44 -000-1040	CASH IN TEX POOL	14,526.47	1.65	0.00	14,528.12	14,526.53
FUND 44 TOTAL		692,017.67	397.27	43,528.10CR	648,886.84	680,918.50
ROAD & BRIDGE LATERAL RD						
45 -000-1030	CASH IN BANK	15,950.32	0.00	0.00	15,950.32	15,950.32
FUND 45 TOTAL		15,950.32	0.00	0.00	15,950.32	15,950.32
PCT#1 BRIDGE REPLACEMENT						
46 -000-1030	CASH IN BANK	0.00	0.00	0.00	0.00	0.00
46 -000-1040	CASH IN TEX POOL	0.00	0.00	0.00	0.00	0.00
FUND 46 TOTAL		0.00	0.00	0.00	0.00	0.00
PCT#2 BRIDGE REPLACEMENT						
47 -000-1030	CASH IN BANK	0.00	0.00	0.00	0.00	0.00
47 -000-1040	CASH IN TEX POOL	0.00	0.00	0.00	0.00	0.00
FUND 47 TOTAL		0.00	0.00	0.00	0.00	0.00

	BEGINNING BALANCE	TOTAL DEBITS	TOTAL CREDITS	ENDING BALANCE	AVERAGE DAILY BALANCE
PCT#3 BRIDGE REPLACEMENT					
48 -000-1030 CASH IN BANK	0.00	0.00	0.00	0.00	0.00
48 -000-1040 CASH IN TEX POOL	0.00	0.00	0.00	0.00	0.00
FUND 48 TOTAL	0.00	0.00	0.00	0.00	0.00
PCT#4 BRIDGE REPLACEMENT					
49 -000-1030 CASH IN BANK	0.00	0.00	0.00	0.00	0.00
49 -000-1040 CASH IN TEX POOL	0.00	0.00	0.00	0.00	0.00
FUND 49 TOTAL	0.00	0.00	0.00	0.00	0.00
PCT#1 EQUIPMENT REPLACMNT					
50 -000-1030 CASH IN BANK	0.01CR	0.00	0.00	0.01CR	0.01CR
50 -000-1040 CASH IN TEX POOL	0.96	0.00	0.00	0.96	0.96
FUND 50 TOTAL	0.95	0.00	0.00	0.95	0.95
PCT#2 EQUIPMENT REPLACMNT					
51 -000-1030 CASH IN BANK	40,209.98	18.71	16,000.00CR	24,228.69	31,639.22
51 -000-1040 CASH IN TEX POOL	0.78	0.00	0.00	0.78	0.78
FUND 51 TOTAL	40,210.76	18.71	16,000.00CR	24,229.47	31,640.00
PCT#3 EQUIPMENT REPLACMNT					
52 -000-1030 CASH IN BANK	20,029.82	0.44	20,000.00CR	30.26	744.12
52 -000-1040 CASH IN TEX POOL	0.13	0.00	0.00	0.13	0.13
FUND 52 TOTAL	20,029.95	0.44	20,000.00CR	30.39	744.25
PCT#4 EQUIPMENT REPLACMNT					
53 -000-1030 CASH IN BANK	23,500.20	13.90	0.00	23,514.10	23,500.70
53 -000-1040 CASH IN TEX POOL	4,730.59	0.56	0.00	4,731.15	4,730.61
FUND 53 TOTAL	28,230.79	14.46	0.00	28,245.25	28,231.31
COMMUNITY DEVELOPMNT GRNT					
55 -000-1050 CASH-COMMUNITY A	3,500.00	891.60	4,391.60CR	0.00	191.06
FUND 55 TOTAL	3,500.00	891.60	4,391.60CR	0.00	191.06

		BEGINNING BALANCE	TOTAL DEBITS	TOTAL CREDITS	ENDING BALANCE	AVERAGE DAILY BALANCE
MAURITZ CAMP FUND						
56 -000-1030	CASH IN BANK	9,953.66	282.00	0.00	10,235.66	10,151.02
56 -000-1040	CASH IN TEXPOOL	942.23	0.00	0.00	942.23	942.23
FUND 56	TOTAL	<u>10,895.89</u>	<u>282.00</u>	<u>0.00</u>	<u>11,177.89</u>	<u>11,093.25</u>
ABANDONED MOTOR VEHICLE						
57 -000-1030	CASH IN BANK	3,490.98	0.00	160.00CR	3,330.98	3,405.27
57 -000-1040	CASH IN TEXPOOL	4,122.83	0.53	0.62CR	4,122.74	4,122.23
57 -000-1055	CASH IN BANK - A	371.25	0.00	0.00	371.25	371.25
FUND 57	TOTAL	<u>7,985.06</u>	<u>0.53</u>	<u>160.62CR</u>	<u>7,824.97</u>	<u>7,898.75</u>
RECYCLING GRANT						
58 -000-1030	CASH IN BANK	0.00	0.00	0.00	0.00	0.00
FUND 58	TOTAL	<u>0.00</u>	<u>0.00</u>	<u>0.00</u>	<u>0.00</u>	<u>0.00</u>
TIFB GRANT						
59 -000-1030	CASH IN BANK	0.00	0.00	0.00	0.00	0.00
FUND 59	TOTAL	<u>0.00</u>	<u>0.00</u>	<u>0.00</u>	<u>0.00</u>	<u>0.00</u>
COASTAL IMPCT ASSISTANCE						
72 -000-1030	CASH IN BANK	9,263.53	0.00	0.00	9,263.53	9,263.53
FUND 72	TOTAL	<u>9,263.53</u>	<u>0.00</u>	<u>0.00</u>	<u>9,263.53</u>	<u>9,263.53</u>
AIRPORT						
80 -000-1030	CASH IN BANK	6,184.45	1,381.10	12,161.89CR	4,596.34CR	1,158.69
80 -000-1032	CLEARING	555.41	520.46	567.79CR	508.08	28.70
80 -000-1040	CASH IN TEXPOOL	4,968.85	0.56	0.00	4,969.41	4,968.87
FUND 80	TOTAL	<u>11,708.71</u>	<u>1,902.12</u>	<u>12,729.68CR</u>	<u>881.15</u>	<u>6,156.26</u>
JAIL COMMISSARY						
81 -000-1030	CASH IN BANK	178.05	637.69	587.64CR	228.10	636.08
81 -000-1040	CASH IN TEXPOOL	1,275.13	0.18	0.00	1,275.31	1,275.14
FUND 81	TOTAL	<u>1,453.18</u>	<u>637.87</u>	<u>587.64CR</u>	<u>1,503.41</u>	<u>1,911.22</u>

		BEGINNING BALANCE	TOTAL DEBITS	TOTAL CREDITS	ENDING BALANCE	AVERAGE DAILY BALANCE
PASSPORT PICTURE FUND						
82 -000-1030	CASH IN BANK	0.00	0.00	0.00	0.00	0.00
	FUND 82 TOTAL	<u>0.00</u>	<u>0.00</u>	<u>0.00</u>	<u>0.00</u>	<u>0.00</u>
STATE FEES						
88 -000-1030	CASH IN BANK	31,725.48	37,287.81	5,127.84CR	63,885.45	46,718.20
	FUND 88 TOTAL	<u>31,725.48</u>	<u>37,287.81</u>	<u>5,127.84CR</u>	<u>63,885.45</u>	<u>46,718.20</u>
TRUST INVESTMENT						
89 -000-1020	CASH- WILBREEZE	0.00	0.00	0.00	0.00	0.00
89 -000-1030	CASH IN BANK	0.00	0.00	800.00CR	800.00CR	28.57CR
89 -000-1040	CASH IN TEXPOOL	88,280.05	9.66	0.00	88,289.71	88,280.40
	FUND 89 TOTAL	<u>88,280.05</u>	<u>9.66</u>	<u>800.00CR</u>	<u>87,489.71</u>	<u>88,251.83</u>
DISTRICT CLERK RESRV ACCT						
90 -000-1030	CASH IN BANK	24,180.95	0.00	144.57CR	24,036.38	24,101.67
90 -000-1040	CASH IN TEXPOOL	0.00	0.00	0.00	0.00	0.00
	FUND 90 TOTAL	<u>24,180.95</u>	<u>0.00</u>	<u>144.57CR</u>	<u>24,036.38</u>	<u>24,101.67</u>
CNTYWIDE DRAINAGE DIST						
92 -000-1030	CASH IN BANK	218,984.67	479,892.85	627,651.97CR	71,225.55	195,665.27
92 -000-1040	CASH IN TEXPOOL	0.00	0.00	0.00	0.00	0.00
	FUND 92 TOTAL	<u>218,984.67</u>	<u>479,892.85</u>	<u>627,651.97CR</u>	<u>71,225.55</u>	<u>195,665.27</u>
OFFICE FEE ACCOUNT						
93 -000-1030	CASH IN BANK	0.00	0.00	0.00	0.00	0.00
	FUND 93 TOTAL	<u>0.00</u>	<u>0.00</u>	<u>0.00</u>	<u>0.00</u>	<u>0.00</u>
OMNIBASE COLLECTION FUND						
94 -000-1030	CASH IN BANK	0.00	0.00	0.00	0.00	0.00
	FUND 94 TOTAL	<u>0.00</u>	<u>0.00</u>	<u>0.00</u>	<u>0.00</u>	<u>0.00</u>
	REPORT TOTALS	<u><u>8,217,648.60</u></u>	<u><u>3,257,775.24</u></u>	<u><u>1,283,142.84CR</u></u>	<u><u>10,192,281.00</u></u>	<u><u>9,698,801.45</u></u>

Pledge Security Listing
February 28, 2011

Cusip	ID	Description	Safekeep	Receipt	Face	Current Par	Cpn	Call	Mature	Moody	S&P	Fitch	F115	Book	Market	Gain
JACKSON COUNTY																
31335HQ30	863	FHLMC C90474	FHLB	xxx	1,057,687	33,875	7.00		08/01/21	AAA	AAA	AAA	HTM	33,911.93	33,536.56	-375.37
31400EFU9	1115	FNMA 685179	FHLB	xxx	9,500,000	1,935,691	5.00		03/01/18	AAA	AAA	AAA	HTM	1,941,511.64	2,049,725.00	108,213.36
3128H4SR1	1176	FHLMC E96828	FHLB	xxx	2,113,672	195,330	4.50		06/01/13	AAA	AAA	AAA	HTM	195,453.40	200,974.91	5,521.51
31371LF53	1189	FNMA 254988	FHLB	x	4,620,668	541,519	4.00		11/01/13	AAA	AAA	AAA	HTM	541,553.27	555,951.88	14,398.62
31283KT40	1194	FHLMC G11471	FHLB	x	12,320,786	1,385,649	4.00		11/01/13	AAA	AAA	AAA	HTM	1,385,482.99	1,422,734.41	37,251.43
3128MBNA1	2047	FHLMC G12885	FHLB	x	8,737,093	3,750,098	5.00		06/01/21	AAA	AAA	AAA	HTM	3,749,667.17	3,962,166.41	212,499.24
3128MBTJ6	2412	FHLMC G13053	FHLB	x	13,200,000	5,803,420	4.50		04/01/23	AAA	AAA	AAA	HTM	5,893,939.24	6,036,862.56	142,923.32
31416XHX1	2473	FNMA AB2045	FHLB	x	2,997,642	2,950,878	3.50		01/01/21	AAA	AAA	AAA	HTM	2,999,366.38	3,012,551.25	13,184.87
649: JACKSON COUNTY					54,547,548	16,596,460								16,740,886.01	17,274,502.99	533,616.98

Reference to Interest Rate Shifts represent a shift in the Treasury Curve. Actual Market Yield shift on Individual Securities may differ. See the report 'Market Yield Shift Assumptions' for more information.

Other Reports



1-800-922-9850, mcplanning.com

Although the information in this report has been obtained from sources believed to be reliable, its accuracy cannot be guaranteed

Report Set Page # 180
02/25/11 - 5:39:00 PM
s:\Operational Departments\Accounting Department\Portfolio\mcp portfolio files\PledgeRptb22011.csv
Version 8/26/2010

INVESTMENTS			01/31/2011				02/28/2011
NAME	ACC'T #	BALANCE	INTEREST	DEPOSIT	WITHDRAW	BALANCE	
Road & Bridge Precinct #1	1100	14,976.16	1.66			14,977.82	
Road & Bridge Precinct #2	1200	15,212.85	1.70			15,214.55	
Road & Bridge Precinct #3	1300	23,911.34	2.70			23,914.04	
Road & Bridge Precinct #4	1400	14,526.47	1.65			14,528.12	
General	1500	245,627.57	27.72	2.83		245,658.12	
Historical Commission	1700	3,497.58	0.32			3,497.90	
Child Welfare	1800	4,190.58	0.54			4,191.12	
Sales Tax	2500	4,778.63	0.56			4,779.19	
Brackenridge School	4200	2,120.57	0.28			2,120.85	
Sheriff Forfeiture	4600	5,633.58	0.60			5,634.18	
District Attorney Forfeiture	4700	9,021.56	1.04			9,022.60	
Security Fund	5100	5,000.66	0.56		0.66	5,000.56	
Juvenile Probation Grants	5300	2,078.73	0.28			2,079.01	
Permanent Improvement	5500	1,025.53				1,025.53	
Abandoned Motor Vehicle	5700	4,122.83	0.53		0.62	4,122.74	
Records Management (Clerk only)	5800	2,600.31	0.28		0.31	2,600.28	
Airport	6000	4,968.85	0.56			4,969.41	
Health	6200	4,674.40	0.56		0.64	4,674.32	
Jail Commissary	6300	1,275.13	0.18			1,275.31	
Commissary Telephone	6400	4,000.60	0.49		0.60	4,000.49	
Boys Scouts/Camp Mauritz	7100	942.23				942.23	
Moore Seizure	7104	2,461.39	0.28			2,461.67	
Ramirez Seizure	7105	4,838.92	0.56			4,839.48	
DeLeon Seizure	7203	1,859.87	0.28			1,860.15	
Rojas Seizure	7210	10,875.56	1.23			10,876.79	
Ewing Seizure	7213	10,683.04	1.19			10,684.23	
Valdovinos-Rosas Seizure	7215	942.80				942.80	
Roman Seizure	7301	5,247.88	0.56			5,248.44	
Barron Seizure	7308	4,955.82	0.56			4,956.38	
Guerrero Seizure	7309	15,261.13	1.70			15,262.83	
Newton Seizure	7310	4,934.14	0.56			4,934.70	
Marks Seizure	7313	5,526.40	0.59			5,526.99	
Gonzalez Seizure #1	7314	5,000.39	0.56			5,000.95	
Gonzalez Seizure #2	7315	1,057.02				1,057.02	
Gonzalez/Samuel Seizure	7316	905.00				905.00	
Binning Heirs Trust Cause #4563	7406	2,217.53	0.28			2,217.81	
Cordele Church & Cemetery	7502	11,513.16	1.31			11,514.47	
Pct #1 Equipment Purchase	8500	0.96				0.96	
Pct #2 Equipment Purchase	8600	0.78				0.78	
Pct #3 Equipment Purchase	8700	0.13				0.13	
Pct #4 Equipment Purchase	8800	4,730.59	0.56			4,731.15	
TOTAL IN TEXPOOL		467,198.67	52.43	2.83	2.83	467,251.10	
AVERAGE INTEREST		0.1587%				0.1470%	
Texas CLASS		502,292.32	67.79			502,360.11	
AVERAGE INTEREST		0.2200%				0.1800%	
Transfer Station Certificate of Deposit Prosperity		17,417.21				17,417.21	
DEPOSITORY BANK ACCOUNT INTEREST			6,957.82				
Cafeteria (Flexible Spending) Account		24,568.83		429.54	3,936.11	21,062.26	

This report is true and correct to the best of my knowledge and belief according to the records of this office.
Respectfully Submitted,



Mary Horton, CCT, CIO