


**MINUTES OF COUNTY FINANCES
TREASURER'S REPORT**

IN THE MATTER OF COUNTY
FINANCES IN THE HANDS OF
MARY HORTON, TREASURER
OF JACKSON COUNTY, TEXAS

COMMISSIONERS' COURT JACKSON
COUNTY, TEXAS IN REGULAR
SESSION NOVEMBER TERM 2011

IN ACCORDANCE with Section 114.026, Local Government Code, we, the undersigned, constituting the entire Commissioners' Court of said County, certify that on the 28th day of November 2011, at the Regular term of Court, we compared and examined the monthly report of Mary Horton, Treasurer of Jackson County, Texas, for October 2011, and finding the same correct, entered an order in the Minutes approving said report, which states total cash and other assets on hand as: **\$7,517,652.69.**



Dennis Simons, County Judge




Wayne Hunt, Commissioner Pct. 1



Wayne Bubela, Commissioner Pct. 2



Johnny E. Belicek, Commissioner Pct. 3




Larry Deyton, Commissioner Pct. 4

SWORN TO AND SUBSCRIBED BEFORE ME, by Dennis Simons, County Judge, and County Commissioners of said Jackson County, each respectively, on this the 28th day of November A.D., 2011.



Attest: Barbara Williams, County Clerk

FILED FOR RECORD THIS the 28th day of November A.D., 2011, and recorded on the 28th day of November A.D., 2011.



Barbara Williams, County Clerk and
Ex-Officio Clerk of the Commissioners'
Court in and for Jackson County, Texas.

By: _____
Deputy

		BEGINNING BALANCE	TOTAL DEBITS	TOTAL CREDITS	ENDING BALANCE	AVERAGE DAILY BALANCE
GENERAL						
10 -000-1020	CHANGE FUND/PETT	141.00	0.00	0.00	141.00	141.00
10 -000-1030	CASH IN BANK	4,521,488.34	199,020.93	532,484.73CR	4,188,024.54	4,364,658.79
10 -000-1034	CASH IN BANK -	1,729.57	1,743.62	1,886.57CR	1,586.62	1,695.38
10 -000-1040	CASH IN TEX POOL	245,808.08	19.14	0.00	245,827.22	245,808.70
10 -000-1042	CASH IN TEXAS CL	502,812.74	58.19	0.00	502,870.93	502,814.62
10 -000-1045	CASH IN T BILLS	0.00	0.00	0.00	0.00	0.00
10 -000-1046	CASH IN C.D.'S	17,519.76	0.00	0.00	17,519.76	17,519.76
10 -000-1051	CASH IN ESCROW-L	990.00	0.00	9.02CR	980.98	986.22
	FUND 10 TOTAL	5,290,489.49	200,841.88	534,380.32CR	4,956,951.05	5,133,624.47
SALES TAX						
11 -000-1030	CASH IN BANK	1,240,678.77	71,401.83	0.00	1,312,080.60	1,272,561.33
11 -000-1040	CASH IN TEX POOL	4,781.88	0.32	0.00	4,782.20	4,781.89
	FUND 11 TOTAL	1,245,460.65	71,402.15	0.00	1,316,862.80	1,277,343.22
PERMANENT IMPROVEMENT						
12 -000-1030	CASH IN BANK	176,398.00	120.13	0.00	176,518.13	176,401.88
12 -000-1040	CASH IN TEX POOL	1,025.54	0.00	0.00	1,025.54	1,025.54
	FUND 12 TOTAL	177,423.54	120.13	0.00	177,543.67	177,427.42
COMMISSARY TELEPHONE						
15 -000-1030	CASH IN BANK	79,534.70	0.00	887.35CR	78,647.35	79,208.98
15 -000-1040	CASH IN TEXPOOL	4,000.30	0.00	0.33CR	3,999.97	4,000.29
	FUND 15 TOTAL	83,535.00	0.00	887.68CR	82,647.32	83,209.27
COURT REPORTER SERVICES						
16 -000-1030	CASH IN BANK	5,059.08	135.00	15.00CR	5,179.08	5,087.14
	FUND 16 TOTAL	5,059.08	135.00	15.00CR	5,179.08	5,087.14
DISTRICT ATTORNEY-HOT CHK						
17 -000-1030	CASH IN BANK	26,632.06	4,440.26	2,179.25CR	28,893.07	27,416.18
17 -000-1040	CASH IN TEX POOL	0.00	0.00	0.00	0.00	0.00
	FUND 17 TOTAL	26,632.06	4,440.26	2,179.25CR	28,893.07	27,416.18

		BEGINNING BALANCE	TOTAL DEBITS	TOTAL CREDITS	ENDING BALANCE	AVERAGE DAILY BALANCE
ELECTIONS ADMINISTRATION						
18 -000-1030	CASH IN BANK	47.45	0.00	0.00	47.45	47.45
	FUND 18 TOTAL	<u>47.45</u>	<u>0.00</u>	<u>0.00</u>	<u>47.45</u>	<u>47.45</u>
FORFEITURE-DIST ATTORNEY						
19 -000-1030	CASH IN BANK	74,689.77	50.65	495.05CR	74,245.37	74,376.68
19 -000-1040	CASH IN TEXPOOL	9,027.66	0.65	0.00	9,028.31	9,027.68
	FUND 19 TOTAL	<u>83,717.43</u>	<u>51.30</u>	<u>495.05CR</u>	<u>83,273.68</u>	<u>83,404.36</u>
CAPITAL MURDER						
20 -000-1030	CASH IN BANK	0.00	0.00	0.00	0.00	0.00
20 -000-1040	CASH IN TEXPOOL	0.00	0.00	0.00	0.00	0.00
	FUND 20 TOTAL	<u>0.00</u>	<u>0.00</u>	<u>0.00</u>	<u>0.00</u>	<u>0.00</u>
FORFEITURE-SHERIFF						
21 -000-1030	CASH IN BANK	22,261.83	420.25	426.92CR	22,255.16	22,396.56
21 -000-1040	CASH IN TEXPOOL	5,637.22	0.34	0.00	5,637.56	5,637.23
	FUND 21 TOTAL	<u>27,899.05</u>	<u>420.59</u>	<u>426.92CR</u>	<u>27,892.72</u>	<u>28,033.79</u>
HEALTH						
22 -000-1020	CHANGE FUND/PETT	0.00	0.00	0.00	0.00	0.00
22 -000-1030	CASH IN BANK	16,874.95	0.00	9,828.32CR	7,046.63	10,951.33
22 -000-1040	CASH IN TEXPOOL	4,674.06	0.32	0.38CR	4,674.00	4,674.06
	FUND 22 TOTAL	<u>21,549.01</u>	<u>0.32</u>	<u>9,828.70CR</u>	<u>11,720.63</u>	<u>15,625.39</u>
TECHNOLOGY FUND						
23 -000-1030	CASH IN BANK	9,254.48	984.60	4,047.37CR	6,191.71	8,427.26
23 -000-1040	CASH IN TEXPOOL	0.00	0.00	0.00	0.00	0.00
	FUND 23 TOTAL	<u>9,254.48</u>	<u>984.60</u>	<u>4,047.37CR</u>	<u>6,191.71</u>	<u>8,427.26</u>
JUV PROB DISCRETIONARY						
24 -000-1030	CASH IN BANK	8,134.61	192.00	0.00	8,326.61	8,155.88
	FUND 24 TOTAL	<u>8,134.61</u>	<u>192.00</u>	<u>0.00</u>	<u>8,326.61</u>	<u>8,155.88</u>

		BEGINNING BALANCE	TOTAL DEBITS	TOTAL CREDITS	ENDING BALANCE	AVERAGE DAILY BALANCE
JUVENILE PROBATION GRANTS						
25 -000-1030	CASH IN BANK	13,553.60	278.17	8,006.30CR	5,825.47	10,219.17
25 -000-1040	CASH IN TEXPOOL	2,080.08	0.08	0.00	2,080.16	2,080.08
	FUND 25 TOTAL	<u>15,633.68</u>	<u>278.25</u>	<u>8,006.30CR</u>	<u>7,905.63</u>	<u>12,299.25</u>
LAW LIBRARY						
26 -000-1030	CASH IN BANK	2,434.58	385.00	601.22CR	2,218.36	2,399.10
	FUND 26 TOTAL	<u>2,434.58</u>	<u>385.00</u>	<u>601.22CR</u>	<u>2,218.36</u>	<u>2,399.10</u>
LEOSE-LAW ENF OFFICERS ED						
27 -000-1030	CASH IN BANK	5,992.48	0.00	100.00CR	5,892.48	5,966.67
	FUND 27 TOTAL	<u>5,992.48</u>	<u>0.00</u>	<u>100.00CR</u>	<u>5,892.48</u>	<u>5,966.67</u>
LIBRARY-MEMORIAL FUND						
28 -000-1030	CASH IN BANK	53,441.09	312.40	120.78CR	53,632.71	53,454.65
28 -000-1040	CASH IN TEXPOOL	2,122.01	0.09	0.00	2,122.10	2,122.01
	FUND 28 TOTAL	<u>55,563.10</u>	<u>312.49</u>	<u>120.78CR</u>	<u>55,754.81</u>	<u>55,576.66</u>
RECORDS MGT- COUNTY CLERK						
29 -000-1030	CASH IN BANK	104,759.08	3,145.00	1,405.13CR	106,498.95	105,531.44
29 -000-1040	CASH IN TEXPOOL	2,600.29	0.30	0.20CR	2,600.39	2,600.29
	FUND 29 TOTAL	<u>107,359.37</u>	<u>3,145.30</u>	<u>1,405.33CR</u>	<u>109,099.34</u>	<u>108,131.73</u>
RECORDS MGT - COUNTY						
30 -000-1030	CASH IN BANK	23,695.14	741.39	5.00CR	24,431.53	23,906.91
30 -000-1040	CASH IN TEXPOOL	0.00	0.00	0.00	0.00	0.00
	FUND 30 TOTAL	<u>23,695.14</u>	<u>741.39</u>	<u>5.00CR</u>	<u>24,431.53</u>	<u>23,906.91</u>
RECORDS MGT - DIST CLERK						
31 -000-1030	CASH IN BANK	1,594.43	466.44	305.84CR	1,755.03	1,637.02
31 -000-1040	CASH IN TEXPOOL	0.00	0.00	0.00	0.00	0.00
	FUND 31 TOTAL	<u>1,594.43</u>	<u>466.44</u>	<u>305.84CR</u>	<u>1,755.03</u>	<u>1,637.02</u>

		BEGINNING BALANCE	TOTAL DEBITS	TOTAL CREDITS	ENDING BALANCE	AVERAGE DAILY BALANCE
SECURITY FUND						
32 -000-1030	CASH IN BANK	82,057.49	1,487.30	4,483.73CR	79,061.06	79,502.81
32 -000-1040	CASH IN TEXPOOL	5,000.36	0.33	0.39CR	5,000.30	5,000.36
	FUND 32 TOTAL	<u>87,057.85</u>	<u>1,487.63</u>	<u>4,484.12CR</u>	<u>84,061.36</u>	<u>84,503.17</u>
APPELLATE JUDICIAL SYSTEM						
33 -000-1030	CASH IN BANK	0.00	0.00	0.00	0.00	0.00
	FUND 33 TOTAL	<u>0.00</u>	<u>0.00</u>	<u>0.00</u>	<u>0.00</u>	<u>0.00</u>
CHILD ABUSE PREVENTION						
34 -000-1030	CASH IN BANK	2,908.84	75.88	0.00	2,984.72	2,929.67
	FUND 34 TOTAL	<u>2,908.84</u>	<u>75.88</u>	<u>0.00</u>	<u>2,984.72</u>	<u>2,929.67</u>
CHILD WELFARE						
35 -000-1030	CASH IN BANK	7,998.19	5.45	0.00	8,003.64	7,998.37
35 -000-1040	CASH IN TEXPOOL	4,193.64	0.31	0.00	4,193.95	4,193.65
	FUND 35 TOTAL	<u>12,191.83</u>	<u>5.76</u>	<u>0.00</u>	<u>12,197.59</u>	<u>12,192.02</u>
HISTORICAL COMMISSION						
36 -000-1030	CASH IN BANK	18,676.51	57.73	0.00	18,734.24	18,698.69
36 -000-1040	CASH IN TEX POOL	3,499.98	0.31	0.00	3,500.29	3,499.99
	FUND 36 TOTAL	<u>22,176.49</u>	<u>58.04</u>	<u>0.00</u>	<u>22,234.53</u>	<u>22,198.68</u>
MEDIATION FUND						
37 -000-1030	CASH IN BANK	1,450.00	0.00	0.00	1,450.00	1,450.00
	FUND 37 TOTAL	<u>1,450.00</u>	<u>0.00</u>	<u>0.00</u>	<u>1,450.00</u>	<u>1,450.00</u>
JURY						
38 -000-1030	CASH IN BANK	0.00	0.00	0.00	0.00	0.00
	FUND 38 TOTAL	<u>0.00</u>	<u>0.00</u>	<u>0.00</u>	<u>0.00</u>	<u>0.00</u>
HIGHWAY						
40 -000-1030	CASH IN BANK	21,437.54	31,730.51	0.00	53,168.05	37,111.05
	FUND 40 TOTAL	<u>21,437.54</u>	<u>31,730.51</u>	<u>0.00</u>	<u>53,168.05</u>	<u>37,111.05</u>

	BEGINNING BALANCE	TOTAL DEBITS	TOTAL CREDITS	ENDING BALANCE	AVERAGE DAILY BALANCE
ROAD & BRIDGE GEN NO. 1					
41 -000-1030 CASH IN BANK	44,743.83	1,455.12	38,183.74CR	8,015.21	31,373.91
41 -000-1040 CASH IN TEX POOL	14,986.20	1.04	0.00	14,987.24	14,986.23
FUND 41 TOTAL	<u>59,730.03</u>	<u>1,456.16</u>	<u>38,183.74CR</u>	<u>23,002.45</u>	<u>46,360.14</u>
ROAD & BRIDGE GEN NO. 2					
42 -000-1030 CASH IN BANK	38,679.14	18.62	25,018.02CR	13,679.74	27,342.03
42 -000-1040 CASH IN TEXPOOL	15,223.12	1.06	0.00	15,224.18	15,223.15
FUND 42 TOTAL	<u>53,902.26</u>	<u>19.68</u>	<u>25,018.02CR</u>	<u>28,903.92</u>	<u>42,565.18</u>
ROAD & BRIDGE GEN NO. 3					
43 -000-1030 CASH IN BANK	7,390.36CR	0.00	46,788.33CR	54,178.69CR	33,216.95CR
43 -000-1040 CASH IN TEX POOL	23,927.41	1.69	0.00	23,929.10	23,927.46
FUND 43 TOTAL	<u>16,537.05</u>	<u>1.69</u>	<u>46,788.33CR</u>	<u>30,249.59CR</u>	<u>9,289.49CR</u>
ROAD & BRIDGE GEN NO. 4					
44 -000-1030 CASH IN BANK	120,988.21	2,597.22	30,840.92CR	92,744.51	108,980.11
44 -000-1040 CASH IN TEX POOL	14,536.22	1.02	0.00	14,537.24	14,536.25
FUND 44 TOTAL	<u>135,524.43</u>	<u>2,598.24</u>	<u>30,840.92CR</u>	<u>107,281.75</u>	<u>123,516.36</u>
ROAD & BRIDGE LATERAL RD					
45 -000-1030 CASH IN BANK	0.01	21,204.57	0.00	21,204.58	9,576.27
FUND 45 TOTAL	<u>0.01</u>	<u>21,204.57</u>	<u>0.00</u>	<u>21,204.58</u>	<u>9,576.27</u>
PCT#1 BRIDGE REPLACEMENT					
46 -000-1030 CASH IN BANK	0.00	0.00	0.00	0.00	0.00
46 -000-1040 CASH IN TEX POOL	0.00	0.00	0.00	0.00	0.00
FUND 46 TOTAL	<u>0.00</u>	<u>0.00</u>	<u>0.00</u>	<u>0.00</u>	<u>0.00</u>
PCT#2 BRIDGE REPLACEMENT					
47 -000-1030 CASH IN BANK	0.00	0.00	0.00	0.00	0.00
47 -000-1040 CASH IN TEX POOL	0.00	0.00	0.00	0.00	0.00
FUND 47 TOTAL	<u>0.00</u>	<u>0.00</u>	<u>0.00</u>	<u>0.00</u>	<u>0.00</u>

		BEGINNING BALANCE	TOTAL DEBITS	TOTAL CREDITS	ENDING BALANCE	AVERAGE DAILY BALANCE
PCT#3 BRIDGE REPLACEMENT						
48 -000-1030	CASH IN BANK	0.00	0.00	0.00	0.00	0.00
48 -000-1040	CASH IN TEX POOL	0.00	0.00	0.00	0.00	0.00
FUND 48 TOTAL		0.00	0.00	0.00	0.00	0.00
PCT#4 BRIDGE REPLACEMENT						
49 -000-1030	CASH IN BANK	0.00	0.00	0.00	0.00	0.00
49 -000-1040	CASH IN TEX POOL	0.00	0.00	0.00	0.00	0.00
FUND 49 TOTAL		0.00	0.00	0.00	0.00	0.00
PCT#1 EQUIPMENT REPLACMNT						
50 -000-1030	CASH IN BANK	0.01CR	0.00	20,003.51CR	20,003.52CR	5,161.41CR
50 -000-1040	CASH IN TEX POOL	0.96	0.00	0.00	0.96	0.96
FUND 50 TOTAL		0.95	0.00	20,003.51CR	20,002.56CR	5,160.45CR
PCT#2 EQUIPMENT REPLACMNT						
51 -000-1030	CASH IN BANK	32,032.78	21.82	0.00	32,054.60	32,033.48
51 -000-1040	CASH IN TEX POOL	0.78	0.00	0.00	0.78	0.78
FUND 51 TOTAL		32,033.56	21.82	0.00	32,055.38	32,034.26
PCT#3 EQUIPMENT REPLACMNT						
52 -000-1030	CASH IN BANK	22,036.07	15.01	0.00	22,051.08	22,036.55
52 -000-1040	CASH IN TEX POOL	0.13	0.00	0.00	0.13	0.13
FUND 52 TOTAL		22,036.20	15.01	0.00	22,051.21	22,036.68
PCT#4 EQUIPMENT REPLACMNT						
53 -000-1030	CASH IN BANK	43,656.00	29.73	0.00	43,685.73	43,656.96
53 -000-1040	CASH IN TEX POOL	4,733.78	0.32	0.00	4,734.10	4,733.79
FUND 53 TOTAL		48,389.78	30.05	0.00	48,419.83	48,390.75
COMMUNITY DEVELOPMNT GRNT						
55 -000-1050	CASH-COMMUNITY A	0.00	37,993.00	36,108.00CR	1,885.00	2,320.10
FUND 55 TOTAL		0.00	37,993.00	36,108.00CR	1,885.00	2,320.10

		BEGINNING BALANCE	TOTAL DEBITS	TOTAL CREDITS	ENDING BALANCE	AVERAGE DAILY BALANCE
MAURITZ CAMP FUND						
56 -000-1030	CASH IN BANK	10,283.55	7.00	0.00	10,290.55	10,283.78
56 -000-1040	CASH IN TEXPOOL	942.24	0.00	0.00	942.24	942.24
FUND 56	TOTAL	<u>11,225.79</u>	<u>7.00</u>	<u>0.00</u>	<u>11,232.79</u>	<u>11,226.02</u>
ABANDONED MOTOR VEHICLE						
57 -000-1030	CASH IN BANK	3,521.10	8,475.17	0.00	11,996.27	8,407.04
57 -000-1040	CASH IN TEXPOOL	4,122.51	0.31	0.33CR	4,122.49	4,122.51
57 -000-1055	CASH IN BANK - A	18,398.14	0.00	8,202.93CR	10,195.21	13,635.15
FUND 57	TOTAL	<u>26,041.75</u>	<u>8,475.48</u>	<u>8,203.26CR</u>	<u>26,313.97</u>	<u>26,164.70</u>
RECYCLING GRANT						
58 -000-1030	CASH IN BANK	0.00	0.00	0.00	0.00	0.00
FUND 58	TOTAL	<u>0.00</u>	<u>0.00</u>	<u>0.00</u>	<u>0.00</u>	<u>0.00</u>
TIFB GRANT						
59 -000-1030	CASH IN BANK	0.00	0.00	0.00	0.00	0.00
FUND 59	TOTAL	<u>0.00</u>	<u>0.00</u>	<u>0.00</u>	<u>0.00</u>	<u>0.00</u>
COASTAL IMPCT ASSISTANCE						
72 -000-1030	CASH IN BANK	4,414.78	0.00	6,000.00CR	1,585.22CR	2,866.39
FUND 72	TOTAL	<u>4,414.78</u>	<u>0.00</u>	<u>6,000.00CR</u>	<u>1,585.22CR</u>	<u>2,866.39</u>
AIRPORT						
80 -000-1030	CASH IN BANK	9,593.59	4,954.23	361.08CR	14,186.74	10,986.20
80 -000-1032	CLEARING	2,241.75	1,359.29	2,252.02CR	1,349.02	1,191.94
80 -000-1040	CASH IN TEXPOOL	4,972.21	0.33	0.00	4,972.54	4,972.22
FUND 80	TOTAL	<u>16,807.55</u>	<u>6,313.85</u>	<u>2,613.10CR</u>	<u>20,508.30</u>	<u>17,150.36</u>
JAIL COMMISSARY						
81 -000-1030	CASH IN BANK	310.01CR	0.00	857.50CR	1,167.51CR	572.09CR
81 -000-1040	CASH IN TEXPOOL	1,275.53	0.31	0.00	1,275.84	1,275.54
FUND 81	TOTAL	<u>965.52</u>	<u>0.31</u>	<u>857.50CR</u>	<u>108.33</u>	<u>703.45</u>

		BEGINNING BALANCE	TOTAL DEBITS	TOTAL CREDITS	ENDING BALANCE	AVERAGE DAILY BALANCE
PASSPORT PICTURE FUND						
82 -000-1030	CASH IN BANK	0.00	0.00	0.00	0.00	0.00
	FUND 82 TOTAL	<u>0.00</u>	<u>0.00</u>	<u>0.00</u>	<u>0.00</u>	<u>0.00</u>
STATE FEES						
88 -000-1030	CASH IN BANK	74,769.89	37,994.78	69,452.40CR	43,312.27	82,089.39
	FUND 88 TOTAL	<u>74,769.89</u>	<u>37,994.78</u>	<u>69,452.40CR</u>	<u>43,312.27</u>	<u>82,089.39</u>
TRUST INVESTMENT						
89 -000-1020	CASH- WILBREEZE	0.00	0.00	0.00	0.00	0.00
89 -000-1030	CASH IN BANK	0.00	141.05	141.05CR	0.00	4.55
89 -000-1040	CASH IN TEXPOOL	76,315.33	146.22	0.00	76,461.55	76,365.55
	FUND 89 TOTAL	<u>76,315.33</u>	<u>287.27</u>	<u>141.05CR</u>	<u>76,461.55</u>	<u>76,370.10</u>
DISTRICT CLERK RESRV ACCT						
90 -000-1030	CASH IN BANK	14,217.38	194.50	100.00CR	14,311.88	14,203.96
90 -000-1040	CASH IN TEXPOOL	0.00	0.00	0.00	0.00	0.00
	FUND 90 TOTAL	<u>14,217.38</u>	<u>194.50</u>	<u>100.00CR</u>	<u>14,311.88</u>	<u>14,203.96</u>
CNTYWIDE DRAINAGE DIST						
92 -000-1030	CASH IN BANK	0.00	3,753.63	0.00	3,753.63	3,269.29
92 -000-1040	CASH IN TEXPOOL	0.00	0.00	0.00	0.00	0.00
	FUND 92 TOTAL	<u>0.00</u>	<u>3,753.63</u>	<u>0.00</u>	<u>3,753.63</u>	<u>3,269.29</u>
OFFICE FEE ACCOUNT						
93 -000-1030	CASH IN BANK	0.00	0.00	0.00	0.00	0.00
	FUND 93 TOTAL	<u>0.00</u>	<u>0.00</u>	<u>0.00</u>	<u>0.00</u>	<u>0.00</u>
OMNIBASE COLLECTION FUND						
94 -000-1030	CASH IN BANK	0.00	0.00	0.00	0.00	0.00
	FUND 94 TOTAL	<u>0.00</u>	<u>0.00</u>	<u>0.00</u>	<u>0.00</u>	<u>0.00</u>
	REPORT TOTALS	<u><u>7,931,609.44</u></u>	<u><u>437,641.96</u></u>	<u><u>851,598.71CR</u></u>	<u><u>7,517,652.69</u></u>	<u><u>7,764,497.22</u></u>

<u>INVESTMENTS</u>			09/30/2011				10/31/2011
NAME	ACC'T #	BALANCE	INTEREST	DEPOSIT	WITHDRAW	BALANCE	
Road & Bridge Precinct #1	1100	14,986.20	1.04			14,987.24	
Road & Bridge Precinct #2	1200	15,223.12	1.06			15,224.18	
Road & Bridge Precinct #3	1300	23,927.41	1.69			23,929.10	
Road & Bridge Precinct #4	1400	14,536.22	1.02			14,537.24	
General	1500	245,808.08	17.51	1.55		245,827.14	
Historical Commission	1700	3,499.98	0.31			3,500.29	
Child Welfare	1800	4,193.64	0.31			4,193.95	
Sales Tax	2500	4,781.88	0.32			4,782.20	
Brackenridge School	4200	2,122.01	0.09			2,122.10	
Sheriff Forfeiture	4600	5,637.22	0.34			5,637.56	
District Attorney Forfeiture	4700	9,027.66	0.65			9,028.31	
Security Fund	5100	5,000.36	0.33		0.36	5,000.33	
Juvenile Probation Grants	5300	2,080.08	0.08			2,080.16	
Permanent Improvement	5500	1,025.54				1,025.54	
Abandoned Motor Vehicle	5700	4,122.51	0.31		0.30	4,122.52	
Records Management (Clerk only)	5800	2,600.29	0.30		0.29	2,600.30	
Airport	6000	4,972.21	0.33			4,972.54	
Health	6200	4,674.06	0.32		0.30	4,674.08	
Jail Commissary	6300	1,275.53				1,275.53	
Commissary Telephone	6400	4,000.30	0.31		0.30	4,000.31	
Boys Scouts/Camp Mauritz	7100	942.24				942.24	
Moore Seizure	7104	2,463.25	0.26			2,463.51	
Ramirez Seizure	7105	4,842.24	0.32			4,842.56	
DeLeon Seizure	7203	1,860.99	0.03			1,861.02	
Rojas Seizure	7210	10,882.89	0.74			10,883.63	
Ewing Seizure	7213	10,690.16	0.72			10,690.88	
Roman Seizure	7301	5,251.33	0.34			5,251.67	
Barron Seizure	7308	4,959.18	0.32			4,959.50	
Guerrero Seizure	7309	15,271.42	1.06			15,272.48	
Y Ramirez Seizure (DPS)	7317	0.00				0.00	
Binning Heirs Trust Cause #4563	7406	2,219.14	0.11			2,219.25	

<u>INVESTMENTS</u>			09/30/2011				10/31/2011
	NAME	ACC'T #	BALANCE	INTEREST	DEPOSIT	WITHDRAW	BALANCE
	Cordele Church & Cemetery	7502	10,720.42	0.72			10,721.14
	Callis Receivership	7504	7,154.31	0.55	141.05		7,295.91
	Pct #1 Equipment Purchase	8500	0.96				0.96
	Pct #2 Equipment Purchase	8600	0.78				0.78
	Pct #3 Equipment Purchase	8700	0.13				0.13
	Pct #4 Equipment Purchase	8800	4,733.78	0.32			4,734.10
	TOTAL IN TEXPOOL		455,487.52	31.81	142.60	1.55	455,660.38
	AVERAGE INTEREST		0.0929%				0.0839%
	Texas CLASS		502,812.74	58.19			502,870.93
	AVERAGE INTEREST		0.1400%				0.1400%
	Transfer Station Certificate of Deposit Prosperity		17,519.76				17,519.76
	DEPOSITORY BANK ACCOUNT INTEREST			5,884.19			
	Cafeteria (Flexible Spending) Account		7,369.36			685.07	6,684.29

This report is made in accordance with provisions of Government Code 2256 (Section 2256.023), The investments held in the Jackson County portfolio comply with the Public Funds Investment This report is true and correct to the best of my Respectfully Submitted,



Mary Horton, CCT, CIO

Pledge Security Listing
October 31, 2011

Cusip	ID	Description	Safekeep	Receipt	Face	Current Par	Cpn	Call	Mature	Moody S&P	Fitch	F115	Book	Market	Gain
JACKSON COUNTY															
31335HQ30	863	FHLMC C90474	FHLB	xxx	1,057,687	29,907	7.00		08/01/21	AAA	AAA	HTM	29,933.15	32,467.80	2,534.65
31400EFJ9	1115	FNMA 685179	FHLB	xxx	9,500,000	1,564,570	5.00		03/01/18	AAA	AAA	HTM	1,568,079.56	1,667,430.77	99,351.21
3128H4SR1	1176	FHLMC E96828	FHLB	xxx	2,113,672	115,006	4.50		06/01/13	AAA	AAA	HTM	115,038.12	117,459.99	2,421.87
31371LFS3	1189	FNMA 254988	FHLB	x	4,620,668	346,704	4.00		11/01/13	AAA	AAA	HTM	346,715.63	354,529.18	7,813.55
31283KT40	1194	FHLMC G-11471	FHLB	x	12,320,786	844,373	4.00		11/01/13	AAA	AAA	HTM	844,324.05	861,887.24	17,563.19
3128MBNA1	2047	FHLMC G-12885	FHLB	x	8,737,093	2,988,826	5.00		06/01/21	AAA	AAA	HTM	2,988,559.94	3,212,492.84	213,932.90
3128MBTJ6	2412	FHLMC G-13053	FHLB	x	13,200,000	4,547,790	4.50		04/01/23	AAA	AAA	HTM	4,603,571.71	4,817,701.40	214,129.69
31416XHX1	2473	FNMA AB2045	FHLB	x	2,997,642	2,646,303	3.50		01/01/21	AAA	AAA	HTM	2,682,127.57	2,756,918.72	74,791.15
649- JACKSON COUNTY					54,547,548	13,093,480							13,188,349.73	13,820,887.94	632,538.21

Reference to Interest Rate Shifts represent a shift in the Treasury Curve. Actual Market Yield shift on Individual Securities may differ. See the report 'Market Yield Shift Assumptions' for more information.

Other Reports



1-800-922-8880; incplanning.com

Although the information in this report has been obtained from sources believed to be reliable, its accuracy cannot be guaranteed.