




**MINUTES OF COUNTY FINANCES
TREASURER'S REPORT**

IN THE MATTER OF COUNTY FINANCES
IN THE HANDS OF
MARY HORTON, TREASURER
OF JACKSON COUNTY, TEXAS


COMMISSIONERS' COURT
JACKSON COUNTY, TEXAS
IN REGULAR SESSION
NOVEMBER TERM 2016

IN ACCORDANCE with Section 114.026, Local Government Code, we, the undersigned, constituting the entire Commissioners' Court of said County, certify that on the 28th day of November 2016, at the Regular term of Court, we compared and examined the monthly report of Mary Horton, Treasurer of Jackson County, Texas, for October 2016, and finding the same correct, entered an order in the Minutes approving said report, which states total cash and other assets on hand as: \$6,050,263.52.


Dennis Simons, County Judge


Wayne Hunt, Commissioner Pct. #1


Wayne Lubela, Commissioner Pct. #2



Jonny E. Belicek, Commissioner Pct. #3


Dennis Karl, Commissioner Pct. #4

SWORN TO AND SUBSCRIBED BEFORE ME, by Dennis Simons, County Judge, and County Commissioners of said Jackson County, each respectively, on this the 28th day of November A.D., 2016.


Attest: Barbara Earl, County Clerk

FILED FOR RECORD THIS the 28th day of November A.D., 2016, and recorded on the 28th day of November A.D., 2016.


Barbara Earl, County Clerk and
Ex-Officio Clerk of the Commissioners'
Court in and for Jackson County, Texas.

By: _____
Deputy

		BEGINNING	TOTAL	TOTAL	ENDING	AVERAGE
		BALANCE	DEBITS	CREDITS	BALANCE	DAILY
						BALANCE
GENERAL						
10 -000-1020	CHANGE FUND/PETT	1,211.00	0.00	0.00	1,211.00	1,211.00
10 -000-1030	CASH IN BANK	17,616.56	2,523,336.65	2,523,162.62CR	17,790.59	244,739.71CR
10 -000-1034	CASH IN BANK -	8,009.75	8,217.72	6,590.75CR	9,636.72	5,649.82
10 -000-1040	CASH IN TEX POOL	247,277.48	80.41	0.00	247,357.89	247,280.07
10 -000-1042	CASH IN TEXAS CL	508,460.44	356.43	0.00	508,816.87	508,471.94
10 -000-1045	CASH IN T BILLS	0.00	0.00	0.00	0.00	0.00
10 -000-1046	CASH IN C.D.'S	17,840.09	0.00	0.00	17,840.09	17,840.09
10 -000-1051	CASH IN ESCROW-L	2,022.02	0.00	5.00CR	2,017.02	2,019.92
10 -000-1060	CASH IN MONEY MA	3,316,192.91	1,098.93	2,250,000.00CR	1,067,291.84	3,243,647.71
	FUND 10 TOTAL	4,118,630.25	2,533,090.14	4,779,758.37CR	1,871,962.02	3,781,380.84
PERMANENT IMPROVEMENT						
12 -000-1030	CASH IN BANK	932,314.21	51,100.54	0.00	983,414.75	950,504.71
12 -000-1040	CASH IN TEX POOL	0.00	0.00	0.00	0.00	0.00
	FUND 12 TOTAL	932,314.21	51,100.54	0.00	983,414.75	950,504.71
COMMISSARY TELEPHONE						
15 -000-1030	CASH IN BANK	38,547.48	3,857.64	299.84CR	42,105.28	39,934.37
15 -000-1040	CASH IN TEXPOOL	0.00	0.00	0.00	0.00	0.00
	FUND 15 TOTAL	38,547.48	3,857.64	299.84CR	42,105.28	39,934.37
DISTRICT ATTORNEY-HOT CHK						
17 -000-1030	CASH IN BANK	7,239.22	0.00	487.24CR	6,751.98	6,893.44
17 -000-1040	CASH IN TEX POOL	0.00	0.00	0.00	0.00	0.00
	FUND 17 TOTAL	7,239.22	0.00	487.24CR	6,751.98	6,893.44
ELECTIONS ADMINISTRATION						
18 -000-1030	CASH IN BANK	1,630.75	0.00	0.00	1,630.75	1,630.75
	FUND 18 TOTAL	1,630.75	0.00	0.00	1,630.75	1,630.75
FORFEITURE-DIST ATTORNEY						
19 -000-1030	CASH IN BANK	247,093.73	542.97	2,180.07CR	245,456.63	246,710.97
19 -000-1040	CASH IN TEXPOOL	0.00	0.00	0.00	0.00	0.00
	FUND 19 TOTAL	247,093.73	542.97	2,180.07CR	245,456.63	246,710.97

		BEGINNING BALANCE	TOTAL DEBITS	TOTAL CREDITS	ENDING BALANCE	AVERAGE DAILY BALANCE
FORFEITURE-SHERIFF						
21 -000-1030	CASH IN BANK	32,344.25	461.64	735.73CR	32,070.16	32,369.33
21 -000-1040	CASH IN TEXPOOL	0.00	0.00	0.00	0.00	0.00
	FUND 21 TOTAL	<u>32,344.25</u>	<u>461.64</u>	<u>735.73CR</u>	<u>32,070.16</u>	<u>32,369.33</u>
TECHNOLOGY FUND						
23 -000-1030	CASH IN BANK	3,935.53	806.49	3,489.00CR	1,253.02	1,717.26
23 -000-1040	CASH IN TEXPOOL	0.00	0.00	0.00	0.00	0.00
	FUND 23 TOTAL	<u>3,935.53</u>	<u>806.49</u>	<u>3,489.00CR</u>	<u>1,253.02</u>	<u>1,717.26</u>
JUV PROB DISCRETIONARY						
24 -000-1030	CASH IN BANK	586.88	80.16	0.00	667.04	589.47
	FUND 24 TOTAL	<u>586.88</u>	<u>80.16</u>	<u>0.00</u>	<u>667.04</u>	<u>589.47</u>
JUVENILE PROBATION GRANTS						
25 -000-1030	CASH IN BANK	2,131.64	35.00	10,420.74CR	8,254.10CR	2,013.62CR
25 -000-1040	CASH IN TEXPOOL	0.00	0.00	0.00	0.00	0.00
	FUND 25 TOTAL	<u>2,131.64</u>	<u>35.00</u>	<u>10,420.74CR</u>	<u>8,254.10CR</u>	<u>2,013.62CR</u>
LAW LIBRARY						
26 -000-1030	CASH IN BANK	1,890.66	700.00	663.91CR	1,926.75	1,977.88
	FUND 26 TOTAL	<u>1,890.66</u>	<u>700.00</u>	<u>663.91CR</u>	<u>1,926.75</u>	<u>1,977.88</u>
LEOSE-LAW ENF OFFICERS ED						
27 -000-1030	CASH IN BANK	2,634.91	0.00	0.00	2,634.91	2,634.91
	FUND 27 TOTAL	<u>2,634.91</u>	<u>0.00</u>	<u>0.00</u>	<u>2,634.91</u>	<u>2,634.91</u>
LIBRARY-MEMORIAL FUND						
28 -000-1030	CASH IN BANK	57,988.01	44.10	36.91CR	57,995.20	57,987.58
28 -000-1040	CASH IN TEXPOOL	0.00	0.00	0.00	0.00	0.00
	FUND 28 TOTAL	<u>57,988.01</u>	<u>44.10</u>	<u>36.91CR</u>	<u>57,995.20</u>	<u>57,987.58</u>

		BEGINNING	TOTAL	TOTAL	ENDING	AVERAGE
		BALANCE	DEBITS	CREDITS	BALANCE	DAILY
						BALANCE
RECORDS MGT- COUNTY CLERK						
29 -000-1030	CASH IN BANK	76,579.43	6,610.00	1,772.35CR	81,417.08	77,853.23
29 -000-1040	CASH IN TEXPOOL	0.00	0.00	0.00	0.00	0.00
FUND 29	TOTAL	76,579.43	6,610.00	1,772.35CR	81,417.08	77,853.23
RECORDS MGT - COUNTY						
30 -000-1030	CASH IN BANK	9,384.71	736.66	0.00	10,121.37	9,514.60
30 -000-1040	CASH IN TEXPOOL	0.00	0.00	0.00	0.00	0.00
FUND 30	TOTAL	9,384.71	736.66	0.00	10,121.37	9,514.60
RECORDS MGT - DIST CLERK						
31 -000-1030	CASH IN BANK	6,143.56	488.65	0.00	6,632.21	6,342.23
31 -000-1040	CASH IN TEXPOOL	0.00	0.00	0.00	0.00	0.00
FUND 31	TOTAL	6,143.56	488.65	0.00	6,632.21	6,342.23
SECURITY FUND						
32 -000-1030	CASH IN BANK	57,143.37	1,260.48	1,931.92CR	56,471.93	56,494.76
32 -000-1040	CASH IN TEXPOOL	0.00	0.00	0.00	0.00	0.00
FUND 32	TOTAL	57,143.37	1,260.48	1,931.92CR	56,471.93	56,494.76
CHILD ABUSE PREVENTION						
34 -000-1030	CASH IN BANK	529.50	76.46	1,000.00CR	394.04CR	280.19
FUND 34	TOTAL	529.50	76.46	1,000.00CR	394.04CR	280.19
CHILD WELFARE						
35 -000-1030	CASH IN BANK	9,012.49	1.57	0.00	9,014.06	9,012.54
35 -000-1040	CASH IN TEXPOOL	0.00	0.00	0.00	0.00	0.00
FUND 35	TOTAL	9,012.49	1.57	0.00	9,014.06	9,012.54
HISTORICAL COMMISSION						
36 -000-1030	CASH IN BANK	32,010.48	1,543.61	0.00	33,554.09	32,209.11
36 -000-1040	CASH IN TEX POOL	0.00	0.00	0.00	0.00	0.00
FUND 36	TOTAL	32,010.48	1,543.61	0.00	33,554.09	32,209.11

		BEGINNING BALANCE	TOTAL DEBITS	TOTAL CREDITS	ENDING BALANCE	AVERAGE DAILY BALANCE
MEDIATION FUND						
37 -000-1030	CASH IN BANK	1,450.00	0.00	0.00	1,450.00	1,450.00
	FUND 37 TOTAL	<u>1,450.00</u>	<u>0.00</u>	<u>0.00</u>	<u>1,450.00</u>	<u>1,450.00</u>
BRIDGE REPLACEMENT						
39 -000-1030	CASH IN BANK	56,775.00	50,000.00	0.00	106,775.00	63,226.61
	FUND 39 TOTAL	<u>56,775.00</u>	<u>50,000.00</u>	<u>0.00</u>	<u>106,775.00</u>	<u>63,226.61</u>
HIGHWAY						
40 -000-1030	CASH IN BANK	4,631.22	48,086.36	465,824.16CR	413,106.58CR	43,451.54CR
	FUND 40 TOTAL	<u>4,631.22</u>	<u>48,086.36</u>	<u>465,824.16CR</u>	<u>413,106.58CR</u>	<u>43,451.54CR</u>
ROAD & BRIDGE GEN NO. 1						
41 -000-1030	CASH IN BANK	41,570.40	490,750.57	49,219.99CR	483,100.98	89,390.28
41 -000-1040	CASH IN TEX POOL	15,073.42	4.93	0.00	15,078.35	15,073.58
	FUND 41 TOTAL	<u>56,643.82</u>	<u>490,755.50</u>	<u>49,219.99CR</u>	<u>498,179.33</u>	<u>104,463.86</u>
ROAD & BRIDGE GEN NO. 2						
42 -000-1030	CASH IN BANK	57,674.92	537,216.05	37,168.74CR	557,722.23	115,145.78
42 -000-1040	CASH IN TEXPOOL	15,311.62	4.99	0.00	15,316.61	15,311.78
	FUND 42 TOTAL	<u>72,986.54</u>	<u>537,221.04</u>	<u>37,168.74CR</u>	<u>573,038.84</u>	<u>130,457.56</u>
ROAD & BRIDGE GEN NO. 3						
43 -000-1030	CASH IN BANK	21,523.17	426,496.16	24,190.02CR	423,829.31	69,836.06
43 -000-1040	CASH IN TEX POOL	24,067.21	7.81	0.00	24,075.02	24,067.46
	FUND 43 TOTAL	<u>45,590.38</u>	<u>426,503.97</u>	<u>24,190.02CR</u>	<u>447,904.33</u>	<u>93,903.52</u>
ROAD & BRIDGE GEN NO. 4						
44 -000-1030	CASH IN BANK	70,529.72	699,431.55	55,542.94CR	714,418.33	135,237.44
44 -000-1040	CASH IN TEX POOL	14,620.46	4.71	0.00	14,625.17	14,620.61
	FUND 44 TOTAL	<u>85,150.18</u>	<u>699,436.26</u>	<u>55,542.94CR</u>	<u>729,043.50</u>	<u>149,858.05</u>

	BEGINNING BALANCE	TOTAL DEBITS	TOTAL CREDITS	ENDING BALANCE	AVERAGE DAILY BALANCE
ROAD & BRIDGE LATERAL RD					
45 -000-1030 CASH IN BANK	0.00	20,937.52	0.00	20,937.52	12,157.27
FUND 45 TOTAL	0.00	20,937.52	0.00	20,937.52	12,157.27
PCT#1 EQUIPMENT REPLACMNT					
50 -000-1030 CASH IN BANK	14,261.48	20,002.93	0.00	34,264.41	16,842.22
50 -000-1040 CASH IN TEX POOL	0.00	0.00	0.00	0.00	0.00
FUND 50 TOTAL	14,261.48	20,002.93	0.00	34,264.41	16,842.22
PCT#2 EQUIPMENT REPLACMNT					
51 -000-1030 CASH IN BANK	104,856.64	20,018.71	0.00	124,875.35	107,437.89
51 -000-1040 CASH IN TEX POOL	0.00	0.00	0.00	0.00	0.00
FUND 51 TOTAL	104,856.64	20,018.71	0.00	124,875.35	107,437.89
PCT#3 EQUIPMENT REPLACMNT					
52 -000-1030 CASH IN BANK	38,859.96	20,004.75	20,000.00CR	38,864.71	27,247.21
52 -000-1040 CASH IN TEX POOL	0.00	0.00	0.00	0.00	0.00
FUND 52 TOTAL	38,859.96	20,004.75	20,000.00CR	38,864.71	27,247.21
PCT#4 EQUIPMENT REPLACMNT					
53 -000-1030 CASH IN BANK	58,701.16	20,010.67	0.00	78,711.83	61,282.15
53 -000-1040 CASH IN TEX POOL	0.00	0.00	0.00	0.00	0.00
FUND 53 TOTAL	58,701.16	20,010.67	0.00	78,711.83	61,282.15
CONSTRUCTION GRANTS					
55 -000-1030 CASH IN BANK	0.00	0.00	0.00	0.00	0.00
55 -000-1050 CASH-COMMUNITY A	0.00	0.00	0.00	0.00	0.00
FUND 55 TOTAL	0.00	0.00	0.00	0.00	0.00
MAURITZ CAMP FUND					
56 -000-1030 CASH IN BANK	0.00	0.00	0.00	0.00	0.00
56 -000-1040 CASH IN TEXPOOL	0.00	0.00	0.00	0.00	0.00
FUND 56 TOTAL	0.00	0.00	0.00	0.00	0.00

	BEGINNING BALANCE	TOTAL DEBITS	TOTAL CREDITS	ENDING BALANCE	AVERAGE DAILY BALANCE
ABANDONED MOTOR VEHICLE					
57 -000-1030 CASH IN BANK	5,838.02	1,500.00	383.86CR	6,954.16	6,775.28
57 -000-1040 CASH IN TEXPOOL	0.00	0.00	0.00	0.00	0.00
57 -000-1055 CASH IN BANK - A	5,525.37	0.00	1,500.00CR	4,025.37	4,315.69
FUND 57 TOTAL	11,363.39	1,500.00	1,883.86CR	10,979.53	11,090.97
COASTAL IMPCT ASSISTANCE					
72 -000-1030 CASH IN BANK	4,183.61	0.00	0.00	4,183.61	4,183.61
FUND 72 TOTAL	4,183.61	0.00	0.00	4,183.61	4,183.61
AIRPORT					
80 -000-1030 CASH IN BANK	1,882.51	2,450.41	0.00	4,332.92	2,356.72
80 -000-1032 CLEARING	0.00	0.00	0.00	0.00	0.00
80 -000-1040 CASH IN TEXPOOL	0.00	0.00	0.00	0.00	0.00
FUND 80 TOTAL	1,882.51	2,450.41	0.00	4,332.92	2,356.72
JAIL COMMISSARY					
81 -000-1030 CASH IN BANK	1,092.32	0.01	1,682.38CR	590.05CR	35.97
81 -000-1040 CASH IN TEXPOOL	0.00	0.00	0.00	0.00	0.00
FUND 81 TOTAL	1,092.32	0.01	1,682.38CR	590.05CR	35.97
STATE FEES					
88 -000-1030 CASH IN BANK	107,227.41	35,842.97	60,866.40CR	82,203.98	120,039.43
FUND 88 TOTAL	107,227.41	35,842.97	60,866.40CR	82,203.98	120,039.43
TRUST INVESTMENT					
89 -000-1020 CASH- WILBREEZE	0.00	0.00	0.00	0.00	0.00
89 -000-1030 CASH IN BANK	0.00	623.00	623.00CR	0.00	120.58
89 -000-1040 CASH IN TEXPOOL	76,029.73	647.82	0.00	76,677.55	76,452.56
89 -000-1060 CASH IN BANK - M	31,065.75	10.53	0.00	31,076.28	31,066.09
FUND 89 TOTAL	107,095.48	1,281.35	623.00CR	107,753.83	107,639.23
DISTRICT CLERK RESRV ACCT					
90 -000-1030 CASH IN BANK	167,237.74	4,577.90	7,785.27CR	164,030.37	161,375.49

	BEGINNING BALANCE	TOTAL DEBITS	TOTAL CREDITS	ENDING BALANCE	AVERAGE DAILY BALANCE
90 -000-1040 CASH IN TEXPOOL	0.00	0.00	0.00	0.00	0.00
FUND 90 TOTAL	<u>167,237.74</u>	<u>4,577.90</u>	<u>7,785.27CR</u>	<u>164,030.37</u>	<u>161,375.49</u>
CNTYWIDE DRAINAGE DIST					
92 -000-1030 CASH IN BANK	0.00	2,109.31	2,109.31CR	0.00	408.25
92 -000-1040 CASH IN TEXPOOL	0.00	0.00	0.00	0.00	0.00
FUND 92 TOTAL	<u>0.00</u>	<u>2,109.31</u>	<u>2,109.31CR</u>	<u>0.00</u>	<u>408.25</u>
REPORT TOTALS	<u>6,577,759.90</u>	<u>5,002,175.77</u>	<u>5,529,672.15CR</u>	<u>6,050,263.52</u>	<u>6,446,029.02</u>

Pledge Security Listing

October 31, 2016

EL CAMPO, TX

ID	CUSIP	Description	Safekeeping Location	Safekeeping Receipt	Coupon	Maturity Date	Call Date	Moody	S&P	Fitch	FASB115	Face Amount	Current Par	Current Book Value	Market Value	Gain(Loss)
JACKSON COUNTY																
863	31335HQ30	FHLMC C90474	FHLB	xxx	7.00	08/01/2021		AAA	AA+	AAA	HTM	1,000,000	5,805.16	5,805.25	6,356.33	551.08
1115	31400EFU9	FNMA 685179	FHLB	xxx	5.00	03/01/2018		AAA	AA+	AAA	HTM	9,500,000	108,988.47	108,988.47	111,339.05	2,350.59
2047	3128MBNA1	FHLMC G12885	FHLB	x	5.00	06/01/2021		AAA	AA+	AAA	HTM	8,737,000	434,973.55	434,968.36	457,017.11	22,048.76
2412	3128MBTJ6	FHLMC G13053	FHLB	x	4.50	04/01/2023		AAA	AA+	AAA	HTM	13,200,000	590,714.65	591,739.46	629,514.20	37,774.74
2493	31417ADJ5	FNMA AB3704	FHLB	x	3.00	10/01/2021		AAA	AA+	AAA	HTM	8,535,819	1,796,029.61	1,808,116.23	1,848,376.87	40,260.64
2516	3138AXXQ9	FNMA AJ6086	FHLB	x	3.00	12/01/2026		AAA	AA+	AAA	HTM	4,400,000	1,634,259.66	1,648,860.56	1,711,825.71	62,965.15
3546	31410LKN1	FNMA 890501	FHLB		2.00	11/01/2027		AAA	AA+	AAA	HTM	11,250,000	6,909,296.63	6,996,224.84	6,967,593.82	(28,631.03)
3615	31307BFM7	FHLMC J22872	FHLB		2.00	03/01/2028		AAA	AA+	AAA	HTM	9,000,000	5,666,811.12	5,694,711.90	5,714,624.84	19,912.94
Total for JACKSON COUNTY												65,622,819	17,146,878.85	17,289,415.07	17,446,647.93	157,232.87

<u>INVESTMENTS</u>			9/30/2016			10/31/2016	
	NAME	ACC'T #	BALANCE	INTEREST	DEPOSIT	WITHDRAW	BALANCE
41	Road & Bridge Precinct #1	1100	15,073.42	4.93			15,078.35
42	Road & Bridge Precinct #2	1200	15,311.62	4.99			15,316.61
43	Road & Bridge Precinct #3	1300	24,067.21	7.81			24,075.02
44	Road & Bridge Precinct #4	1400	14,620.46	4.71			14,625.17
10	General	1500	247,277.48	80.41			247,357.89
89	Moore Seizure	7104	2,476.51	0.93			2,477.44
89	DeLeon Seizure	7203	1,870.89	0.62			1,871.51
89	Rojas Seizure	7210	10,946.31	3.50			10,949.81
89	Ewing Seizure	7213	10,752.81	3.45			10,756.26
89	Roman Seizure	7301	5,281.74	1.78			5,283.52
89	Barron Seizure	7308	4,988.01	1.55			4,989.56
89	Guerrero Seizure	7309	15,360.13	4.99			15,365.12
89	Villareal Seizure #2	7319	1,909.47	0.62			1,910.09
89	Villareal Seizure #3	7320	1,670.32	0.62			1,670.94
89	Martinez Seizure	7323	3,001.56	0.93			3,002.49
89	Pawlik Seizure	7324	0.00	0.22	623.00		623.22
89	Binning Heirs Trust Cause #4563	7406	2,230.67	0.62			2,231.29
89	Cordele Church & Cemetery	7502	6,970.64	2.20			6,972.84
89	Callis Receivership	7504	8,570.67	2.79			8,573.46
TOTAL IN TEXPOOL			392,379.92	127.67	623.00	0.00	393,130.59
AVERAGE INTEREST			0.3799%				0.3828%
Texas CLASS			508,460.44	356.43		44,446.96	464,369.91
AVERAGE INTEREST			0.7700%				0.8300%
Transfer Station Certificate of Deposit		Prosperity	17,840.09				17,840.09
INTEREST RATE			0.5000%				0.5000%
Depository Money Market		Prosperity	3,316,192.91	1,098.93		2,250,000.00	1,067,291.84
AVERAGE INTEREST			0.4000%				0.4000%
DPS/SO Seizures Money Market		Prosperity	31,065.75	10.53			31,076.28
AVERAGE INTEREST			0.4000%				0.4000%
DEPOSITORY BANK ACCOUNT INTEREST				730.63			
Cafeteria (Flexible Spending) Account			6,567.90			723.15	5,844.75

This report is made in accordance with provisions of Texas Government Code §2256.023, the Public Funds Investment Act. The investments held in the Jackson County portfolio comply with the Public Funds Investment Act and the County's investment policy and strategies.

This report is true and correct to the best of my knowledge and belief according to the records of this office.

Mary Horton

Mary Horton, CCT, CIO