


MINUTES OF COUNTY FINANCES

TREASURER'S REPORT

IN THE MATTER OF COUNTY FINANCES IN THE HANDS OF MARY HORTON, TREASURER OF JACKSON COUNTY, TEXAS

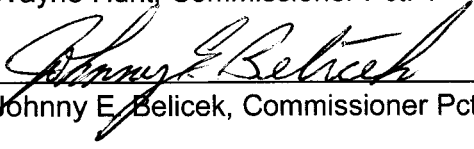
COMMISSIONERS' COURT JACKSON COUNTY, TEXAS IN REGULAR SESSION FEBRUARY TERM 2016

IN ACCORDANCE with Section 114.026, Local Government Code, we, the undersigned, constituting the entire Commissioners' Court of said County, certify that on the 22nd day of February 2016, at the Regular term of Court, we compared and examined the monthly report of Mary Horton, Treasurer of Jackson County, Texas, for January 2016, and finding the same correct, entered an order in the Minutes approving said report, which states total cash and other assets on hand as: \$8,694,148.46.


Dennis Simons, County Judge



Wayne Hunt, Commissioner Pct. 1


Wayne Bubela, Commissioner Pct. 2


Johnny E. Belicek, Commissioner Pct. 3



Dennis Karl, Commissioner Pct. 4

SWORN TO AND SUBSCRIBED BEFORE ME, by Dennis Simons, County Judge, and County Commissioners of said Jackson County, each respectively, on this the 22nd day of February A.D., 2016.


Attest: Barbara Earl, County Clerk



FILED FOR RECORD THIS the 22nd day of February A.D., 2016, and recorded on the 22nd day of February A.D., 2016.


Barbara Earl, County Clerk and Ex-Officio Clerk of the Commissioners' Court in and for Jackson County, Texas.

By: _____
Deputy

| | | BEGINNING BALANCE | TOTAL DEBITS | TOTAL CREDITS | ENDING BALANCE | AVERAGE DAILY BALANCE |
|----------------------------------|----------------------|----------------------|---------------------|-----------------------|---------------------|-----------------------------|
| GENERAL | | | | | | |
| 10 -000-1020 | CHANGE FUND/PETT | 1,211.00 | 0.00 | 0.00 | 1,211.00 | 1,211.00 |
| 10 -000-1030 | CASH IN BANK | 8,767.04 | 2,089,494.98 | 2,073,963.84CR | 24,298.18 | 89,069.76 |
| 10 -000-1034 | CASH IN BANK - | 4,528.02 | 7,792.12 | 4,359.02CR | 7,961.12 | 3,896.72 |
| 10 -000-1040 | CASH IN TEX POOL | 246,647.29 | 56.01 | 0.00 | 246,703.30 | 246,649.10 |
| 10 -000-1042 | CASH IN TEXAS CL | 506,202.59 | 180.44 | 0.00 | 506,383.03 | 506,208.41 |
| 10 -000-1045 | CASH IN T BILLS | 0.00 | 0.00 | 0.00 | 0.00 | 0.00 |
| 10 -000-1046 | CASH IN C.D.'S | 17,790.99 | 0.00 | 0.00 | 17,790.99 | 17,790.99 |
| 10 -000-1051 | CASH IN ESCROW-L | 2,574.02 | 0.00 | 5.00CR | 2,569.02 | 2,572.08 |
| 10 -000-1060 | CASH IN MONEY MA | 2,002,298.68 | 1,415,867.39 | 0.00 | 3,418,166.07 | 2,560,229.89 |
| | FUND 10 TOTAL | 2,790,019.63 | 3,513,390.94 | 2,078,327.86CR | 4,225,082.71 | 3,427,627.95 |
| PERMANENT IMPROVEMENT | | | | | | |
| 12 -000-1030 | CASH IN BANK | 1,012,465.75 | 168.22 | 0.00 | 1,012,633.97 | 1,012,471.18 |
| 12 -000-1040 | CASH IN TEX POOL | 0.00 | 0.00 | 0.00 | 0.00 | 0.00 |
| | FUND 12 TOTAL | 1,012,465.75 | 168.22 | 0.00 | 1,012,633.97 | 1,012,471.18 |
| COMMISSARY TELEPHONE | | | | | | |
| 15 -000-1030 | CASH IN BANK | 66,880.30 | 2,105.53 | 723.68CR | 68,262.15 | 67,311.72 |
| 15 -000-1040 | CASH IN TEXPOOL | 0.00 | 0.00 | 0.00 | 0.00 | 0.00 |
| | FUND 15 TOTAL | 66,880.30 | 2,105.53 | 723.68CR | 68,262.15 | 67,311.72 |
| DISTRICT ATTORNEY-HOT CHK | | | | | | |
| 17 -000-1030 | CASH IN BANK | 7,536.24 | 4,374.34 | 1,088.39CR | 10,822.19 | 6,940.05 |
| 17 -000-1040 | CASH IN TEX POOL | 0.00 | 0.00 | 0.00 | 0.00 | 0.00 |
| | FUND 17 TOTAL | 7,536.24 | 4,374.34 | 1,088.39CR | 10,822.19 | 6,940.05 |
| ELECTIONS ADMINISTRATION | | | | | | |
| 18 -000-1030 | CASH IN BANK | 864.28 | 0.00 | 0.00 | 864.28 | 864.28 |
| | FUND 18 TOTAL | 864.28 | 0.00 | 0.00 | 864.28 | 864.28 |
| FORFEITURE-DIST ATTORNEY | | | | | | |
| 19 -000-1030 | CASH IN BANK | 265,222.37 | 43.96 | 1,392.16CR | 263,874.17 | 264,565.31 |
| 19 -000-1040 | CASH IN TEXPOOL | 0.00 | 0.00 | 0.00 | 0.00 | 0.00 |
| | FUND 19 TOTAL | 265,222.37 | 43.96 | 1,392.16CR | 263,874.17 | 264,565.31 |

| | | BEGINNING BALANCE | TOTAL DEBITS | TOTAL CREDITS | ENDING BALANCE | AVERAGE DAILY BALANCE |
|---------------------------|-----------------|----------------------|------------------|-------------------|-------------------|-----------------------------|
| FORFEITURE-SHERIFF | | | | | | |
| 21 -000-1030 | CASH IN BANK | 34,355.39 | 5.69 | 200.32CR | 34,160.76 | 34,259.29 |
| 21 -000-1040 | CASH IN TEXPOOL | 0.00 | 0.00 | 0.00 | 0.00 | 0.00 |
| | FUND 21 TOTAL | <u>34,355.39</u> | <u>5.69</u> | <u>200.32CR</u> | <u>34,160.76</u> | <u>34,259.29</u> |
| TECHNOLOGY FUND | | | | | | |
| 23 -000-1030 | CASH IN BANK | 2,310.59 | 514.76 | 678.49CR | 2,146.86 | 2,321.54 |
| 23 -000-1040 | CASH IN TEXPOOL | 0.00 | 0.00 | 0.00 | 0.00 | 0.00 |
| | FUND 23 TOTAL | <u>2,310.59</u> | <u>514.76</u> | <u>678.49CR</u> | <u>2,146.86</u> | <u>2,321.54</u> |
| JUV PROB DISCRETIONARY | | | | | | |
| 24 -000-1030 | CASH IN BANK | 2,171.13 | 160.42 | 198.66CR | 2,132.89 | 2,119.01 |
| | FUND 24 TOTAL | <u>2,171.13</u> | <u>160.42</u> | <u>198.66CR</u> | <u>2,132.89</u> | <u>2,119.01</u> |
| JUVENILE PROBATION GRANTS | | | | | | |
| 25 -000-1030 | CASH IN BANK | 30,935.80 | 10,416.83 | 9,237.01CR | 32,115.62 | 31,447.56 |
| 25 -000-1040 | CASH IN TEXPOOL | 0.00 | 0.00 | 0.00 | 0.00 | 0.00 |
| | FUND 25 TOTAL | <u>30,935.80</u> | <u>10,416.83</u> | <u>9,237.01CR</u> | <u>32,115.62</u> | <u>31,447.56</u> |
| LAW LIBRARY | | | | | | |
| 26 -000-1030 | CASH IN BANK | 608.93 | 770.00 | 0.00 | 1,378.93 | 905.87 |
| | FUND 26 TOTAL | <u>608.93</u> | <u>770.00</u> | <u>0.00</u> | <u>1,378.93</u> | <u>905.87</u> |
| LEOSE-LAW ENF OFFICERS ED | | | | | | |
| 27 -000-1030 | CASH IN BANK | 2,435.00 | 0.00 | 210.00CR | 2,225.00 | 2,360.48 |
| | FUND 27 TOTAL | <u>2,435.00</u> | <u>0.00</u> | <u>210.00CR</u> | <u>2,225.00</u> | <u>2,360.48</u> |
| LIBRARY-MEMORIAL FUND | | | | | | |
| 28 -000-1030 | CASH IN BANK | 58,176.54 | 125.67 | 59.16CR | 58,243.05 | 58,192.36 |
| 28 -000-1040 | CASH IN TEXPOOL | 0.00 | 0.00 | 0.00 | 0.00 | 0.00 |
| | FUND 28 TOTAL | <u>58,176.54</u> | <u>125.67</u> | <u>59.16CR</u> | <u>58,243.05</u> | <u>58,192.36</u> |

| | | BEGINNING | TOTAL | TOTAL | ENDING | AVERAGE |
|---------------------------|------------------|------------|----------|------------|------------|------------|
| | | BALANCE | DEBITS | CREDITS | BALANCE | DAILY |
| | | | | | | BALANCE |
| RECORDS MGT- COUNTY CLERK | | | | | | |
| 29 -000-1030 | CASH IN BANK | 101,402.53 | 6,300.00 | 2,352.78CR | 105,349.75 | 102,281.26 |
| 29 -000-1040 | CASH IN TEXPOOL | 0.00 | 0.00 | 0.00 | 0.00 | 0.00 |
| | FUND 29 TOTAL | 101,402.53 | 6,300.00 | 2,352.78CR | 105,349.75 | 102,281.26 |
| RECORDS MGT - COUNTY | | | | | | |
| 30 -000-1030 | CASH IN BANK | 14,841.49 | 664.86 | 0.00 | 15,506.35 | 14,957.29 |
| 30 -000-1040 | CASH IN TEXPOOL | 0.00 | 0.00 | 0.00 | 0.00 | 0.00 |
| | FUND 30 TOTAL | 14,841.49 | 664.86 | 0.00 | 15,506.35 | 14,957.29 |
| RECORDS MGT - DIST CLERK | | | | | | |
| 31 -000-1030 | CASH IN BANK | 4,065.68 | 400.26 | 0.00 | 4,465.94 | 4,218.89 |
| 31 -000-1040 | CASH IN TEXPOOL | 0.00 | 0.00 | 0.00 | 0.00 | 0.00 |
| | FUND 31 TOTAL | 4,065.68 | 400.26 | 0.00 | 4,465.94 | 4,218.89 |
| SECURITY FUND | | | | | | |
| 32 -000-1030 | CASH IN BANK | 57,840.64 | 912.73 | 840.55CR | 57,912.82 | 57,889.31 |
| 32 -000-1040 | CASH IN TEXPOOL | 0.00 | 0.00 | 0.00 | 0.00 | 0.00 |
| | FUND 32 TOTAL | 57,840.64 | 912.73 | 840.55CR | 57,912.82 | 57,889.31 |
| CHILD ABUSE PREVENTION | | | | | | |
| 34 -000-1030 | CASH IN BANK | 293.50CR | 35.00 | 0.00 | 258.50CR | 277.69CR |
| | FUND 34 TOTAL | 293.50CR | 35.00 | 0.00 | 258.50CR | 277.69CR |
| CHILD WELFARE | | | | | | |
| 35 -000-1030 | CASH IN BANK | 9,098.89 | 1.51 | 0.00 | 9,100.40 | 9,098.94 |
| 35 -000-1040 | CASH IN TEXPOOL | 0.00 | 0.00 | 0.00 | 0.00 | 0.00 |
| | FUND 35 TOTAL | 9,098.89 | 1.51 | 0.00 | 9,100.40 | 9,098.94 |
| HISTORICAL COMMISSION | | | | | | |
| 36 -000-1030 | CASH IN BANK | 33,867.99 | 5.63 | 0.00 | 33,873.62 | 33,868.17 |
| 36 -000-1040 | CASH IN TEX POOL | 0.00 | 0.00 | 0.00 | 0.00 | 0.00 |
| | FUND 36 TOTAL | 33,867.99 | 5.63 | 0.00 | 33,873.62 | 33,868.17 |

| | | BEGINNING BALANCE | TOTAL DEBITS | TOTAL CREDITS | ENDING BALANCE | AVERAGE DAILY BALANCE |
|-------------------------|------------------|----------------------|------------------|--------------------|---------------------|-----------------------------|
| MEDIATION FUND | | | | | | |
| 37 -000-1030 | CASH IN BANK | 1,450.00 | 0.00 | 0.00 | 1,450.00 | 1,450.00 |
| | FUND 37 TOTAL | <u>1,450.00</u> | <u>0.00</u> | <u>0.00</u> | <u>1,450.00</u> | <u>1,450.00</u> |
| BRIDGE REPLACEMENT | | | | | | |
| 39 -000-1030 | CASH IN BANK | 57,975.00 | 0.00 | 0.00 | 57,975.00 | 57,975.00 |
| | FUND 39 TOTAL | <u>57,975.00</u> | <u>0.00</u> | <u>0.00</u> | <u>57,975.00</u> | <u>57,975.00</u> |
| HIGHWAY | | | | | | |
| 40 -000-1030 | CASH IN BANK | 286,874.20CR | 61,333.11 | 831.40CR | 226,372.49CR | 258,070.58CR |
| | FUND 40 TOTAL | <u>286,874.20CR</u> | <u>61,333.11</u> | <u>831.40CR</u> | <u>226,372.49CR</u> | <u>258,070.58CR</u> |
| ROAD & BRIDGE GEN NO. 1 | | | | | | |
| 41 -000-1030 | CASH IN BANK | 415,052.43 | 65.74 | 35,683.79CR | 379,434.38 | 395,679.38 |
| 41 -000-1040 | CASH IN TEX POOL | 15,034.92 | 3.44 | 0.00 | 15,038.36 | 15,035.03 |
| | FUND 41 TOTAL | <u>430,087.35</u> | <u>69.18</u> | <u>35,683.79CR</u> | <u>394,472.74</u> | <u>410,714.41</u> |
| ROAD & BRIDGE GEN NO. 2 | | | | | | |
| 42 -000-1030 | CASH IN BANK | 454,997.70 | 72.47 | 40,364.61CR | 414,705.56 | 436,174.83 |
| 42 -000-1040 | CASH IN TEXPOOL | 15,272.62 | 3.45 | 0.00 | 15,276.07 | 15,272.73 |
| | FUND 42 TOTAL | <u>470,270.32</u> | <u>75.92</u> | <u>40,364.61CR</u> | <u>429,981.63</u> | <u>451,447.56</u> |
| ROAD & BRIDGE GEN NO. 3 | | | | | | |
| 43 -000-1030 | CASH IN BANK | 327,356.71 | 52.32 | 27,662.00CR | 299,747.03 | 314,889.77 |
| 43 -000-1040 | CASH IN TEX POOL | 24,005.86 | 5.43 | 0.00 | 24,011.29 | 24,006.04 |
| | FUND 43 TOTAL | <u>351,362.57</u> | <u>57.75</u> | <u>27,662.00CR</u> | <u>323,758.32</u> | <u>338,895.81</u> |
| ROAD & BRIDGE GEN NO. 4 | | | | | | |
| 44 -000-1030 | CASH IN BANK | 766,240.90 | 124.43 | 35,657.88CR | 730,707.45 | 748,894.25 |
| 44 -000-1040 | CASH IN TEX POOL | 14,583.18 | 3.27 | 0.00 | 14,586.45 | 14,583.29 |
| | FUND 44 TOTAL | <u>780,824.08</u> | <u>127.70</u> | <u>35,657.88CR</u> | <u>745,293.90</u> | <u>763,477.54</u> |

| | | BEGINNING BALANCE | TOTAL DEBITS | TOTAL CREDITS | ENDING BALANCE | AVERAGE DAILY BALANCE |
|---------------------------|------------------|----------------------|-----------------|------------------|-------------------|-----------------------------|
| ROAD & BRIDGE LATERAL RD | | | | | | |
| 45 -000-1030 | CASH IN BANK | 15,703.14 | 0.00 | 0.00 | 15,703.14 | 15,703.14 |
| | FUND 45 TOTAL | 15,703.14 | 0.00 | 0.00 | 15,703.14 | 15,703.14 |
| PCT#1 EQUIPMENT REPLACMNT | | | | | | |
| 50 -000-1030 | CASH IN BANK | 53,061.77 | 7.19 | 15,400.00CR | 37,668.96 | 43,262.00 |
| 50 -000-1040 | CASH IN TEX POOL | 0.00 | 0.00 | 0.00 | 0.00 | 0.00 |
| | FUND 50 TOTAL | 53,061.77 | 7.19 | 15,400.00CR | 37,668.96 | 43,262.00 |
| PCT#2 EQUIPMENT REPLACMNT | | | | | | |
| 51 -000-1030 | CASH IN BANK | 90,827.50 | 15.09 | 0.00 | 90,842.59 | 90,827.99 |
| 51 -000-1040 | CASH IN TEX POOL | 0.00 | 0.00 | 0.00 | 0.00 | 0.00 |
| | FUND 51 TOTAL | 90,827.50 | 15.09 | 0.00 | 90,842.59 | 90,827.99 |
| PCT#3 EQUIPMENT REPLACMNT | | | | | | |
| 52 -000-1030 | CASH IN BANK | 28,815.04 | 4.79 | 0.00 | 28,819.83 | 28,815.19 |
| 52 -000-1040 | CASH IN TEX POOL | 0.00 | 0.00 | 0.00 | 0.00 | 0.00 |
| | FUND 52 TOTAL | 28,815.04 | 4.79 | 0.00 | 28,819.83 | 28,815.19 |
| PCT#4 EQUIPMENT REPLACMNT | | | | | | |
| 53 -000-1030 | CASH IN BANK | 226,004.75 | 37.55 | 0.00 | 226,042.30 | 226,005.96 |
| 53 -000-1040 | CASH IN TEX POOL | 0.00 | 0.00 | 0.00 | 0.00 | 0.00 |
| | FUND 53 TOTAL | 226,004.75 | 37.55 | 0.00 | 226,042.30 | 226,005.96 |
| CONSTRUCTION GRANTS | | | | | | |
| 55 -000-1030 | CASH IN BANK | 0.00 | 0.00 | 0.00 | 0.00 | 0.00 |
| 55 -000-1050 | CASH-COMMUNITY A | 0.00 | 0.00 | 0.00 | 0.00 | 0.00 |
| | FUND 55 TOTAL | 0.00 | 0.00 | 0.00 | 0.00 | 0.00 |
| MAURITZ CAMP FUND | | | | | | |
| 56 -000-1030 | CASH IN BANK | 13.79 | 0.00 | 0.00 | 13.79 | 13.79 |
| 56 -000-1040 | CASH IN TEXPOOL | 0.00 | 0.00 | 0.00 | 0.00 | 0.00 |
| | FUND 56 TOTAL | 13.79 | 0.00 | 0.00 | 13.79 | 13.79 |

| | BEGINNING BALANCE | TOTAL DEBITS | TOTAL CREDITS | ENDING BALANCE | AVERAGE DAILY BALANCE |
|----------------------------------|----------------------|-----------------|------------------|-------------------|-----------------------------|
| ABANDONED MOTOR VEHICLE | | | | | |
| 57 -000-1030 CASH IN BANK | 97.63CR | 3,628.76 | 405.92CR | 3,125.21 | 797.96 |
| 57 -000-1040 CASH IN TEXPOOL | 0.00 | 0.00 | 0.00 | 0.00 | 0.00 |
| 57 -000-1055 CASH IN BANK - A | 3,749.76 | 0.00 | 2,749.76CR | 1,000.00 | 2,862.74 |
| FUND 57 TOTAL | 3,652.13 | 3,628.76 | 3,155.68CR | 4,125.21 | 3,660.70 |
| COASTAL IMPCT ASSISTANCE | | | | | |
| 72 -000-1030 CASH IN BANK | 16,291.17 | 0.00 | 270.20CR | 16,020.97 | 16,212.00 |
| FUND 72 TOTAL | 16,291.17 | 0.00 | 270.20CR | 16,020.97 | 16,212.00 |
| AIRPORT | | | | | |
| 80 -000-1030 CASH IN BANK | 4,379.48 | 675.73 | 200.00CR | 4,855.21 | 4,374.66 |
| 80 -000-1032 CLEARING | 0.00 | 0.00 | 0.00 | 0.00 | 0.00 |
| 80 -000-1040 CASH IN TEXPOOL | 0.00 | 0.00 | 0.00 | 0.00 | 0.00 |
| FUND 80 TOTAL | 4,379.48 | 675.73 | 200.00CR | 4,855.21 | 4,374.66 |
| JAIL COMMISSARY | | | | | |
| 81 -000-1030 CASH IN BANK | 866.30 | 0.06 | 774.00CR | 92.36 | 357.02 |
| 81 -000-1040 CASH IN TEXPOOL | 0.00 | 0.00 | 0.00 | 0.00 | 0.00 |
| FUND 81 TOTAL | 866.30 | 0.06 | 774.00CR | 92.36 | 357.02 |
| STATE FEES | | | | | |
| 88 -000-1030 CASH IN BANK | 98,642.32 | 23,306.76 | 59,795.23CR | 62,153.85 | 97,640.14 |
| FUND 88 TOTAL | 98,642.32 | 23,306.76 | 59,795.23CR | 62,153.85 | 97,640.14 |
| TRUST INVESTMENT | | | | | |
| 89 -000-1020 CASH- WILBREEZE | 0.00 | 0.00 | 0.00 | 0.00 | 0.00 |
| 89 -000-1030 CASH IN BANK | 0.00 | 0.00 | 0.00 | 0.00 | 0.00 |
| 89 -000-1040 CASH IN TEXPOOL | 73,790.80 | 16.72 | 0.00 | 73,807.52 | 73,791.34 |
| 89 -000-1060 CASH IN BANK - M | 30,972.89 | 10.49 | 0.00 | 30,983.38 | 30,973.23 |
| FUND 89 TOTAL | 104,763.69 | 27.21 | 0.00 | 104,790.90 | 104,764.57 |
| DISTRICT CLERK RESRV ACCT | | | | | |
| 90 -000-1030 CASH IN BANK | 152,508.29 | 1,294.43 | 1,390.92CR | 152,411.80 | 152,881.46 |

| | BEGINNING BALANCE | TOTAL DEBITS | TOTAL CREDITS | ENDING BALANCE | AVERAGE DAILY BALANCE |
|------------------------------|----------------------|-----------------|------------------|-------------------|-----------------------------|
| 90 -000-1040 CASH IN TEXPOOL | 0.00 | 0.00 | 0.00 | 0.00 | 0.00 |
| FUND 90 TOTAL | 152,508.29 | 1,294.43 | 1,390.92CR | 152,411.80 | 152,881.46 |
| CNTYWIDE DRAINAGE DIST | | | | | |
| 92 -000-1030 CASH IN BANK | 111,226.09 | 371,085.33 | 198,155.93CR | 284,155.49 | 223,899.71 |
| 92 -000-1040 CASH IN TEXPOOL | 0.00 | 0.00 | 0.00 | 0.00 | 0.00 |
| FUND 92 TOTAL | 111,226.09 | 371,085.33 | 198,155.93CR | 284,155.49 | 223,899.71 |
| REPORT TOTALS | 7,206,656.25 | 4,002,142.91 | 2,514,650.70CR | 8,694,148.46 | 7,907,730.84 |

Pledge Security Listing

January 31, 2016

EL CAMPO, TX

| ID | CUSIP | Description | Safekeeping Location | Safekeeping Receipt | Coupon | Maturity Date | Call Date | Moody | S&P | Fitch | FASB115 | Face Amount | Current Par | Current Book Value | Market Value | Gain(Loss) |
|---------------------------------|-----------|--------------|----------------------|---------------------|--------|---------------|-----------|-------|-----|-------|---------|-------------------|----------------------|----------------------|----------------------|-------------------|
| JACKSON COUNTY | | | | | | | | | | | | | | | | |
| 863 | 31335HQ30 | FHLMC C90474 | FHLB | xxx | 7.00 | 08/01/2021 | | AAA | AA+ | AAA | HTM | 1,000,000 | 7,212.89 | 7,212.98 | 7,951.17 | 738.20 |
| 1115 | 31400EFU9 | FNMA 685179 | FHLB | xxx | 5.00 | 03/01/2018 | | AAA | AA+ | AAA | HTM | 9,500,000 | 208,635.39 | 208,635.39 | 215,805.78 | 7,170.39 |
| 2047 | 3128MBNA1 | FHLMC G12885 | FHLB | x | 5.00 | 06/01/2021 | | AAA | AA+ | AAA | HTM | 8,737,000 | 605,973.59 | 605,966.33 | 641,333.43 | 35,367.10 |
| 2412 | 3128MBTJ6 | FHLMC G13053 | FHLB | x | 4.50 | 04/01/2023 | | AAA | AA+ | AAA | HTM | 13,200,000 | 766,908.91 | 768,532.62 | 817,906.13 | 49,373.51 |
| 2493 | 31417ADJ5 | FNMA AB3704 | FHLB | x | 3.00 | 10/01/2021 | | AAA | AA+ | AAA | HTM | 8,535,819 | 2,401,937.98 | 2,421,174.56 | 2,474,098.04 | 52,923.47 |
| 2516 | 3138AXXQ9 | FNMA AJ6086 | FHLB | x | 3.00 | 12/01/2026 | | AAA | AA+ | AAA | HTM | 4,400,000 | 1,968,786.60 | 1,988,479.76 | 2,044,511.05 | 56,031.30 |
| 3546 | 31410LKN1 | FNMA 890501 | FHLB | | 2.00 | 11/01/2027 | | AAA | AA+ | AAA | HTM | 11,250,000 | 7,794,564.30 | 7,906,117.45 | 7,755,883.77 | (150,233.67) |
| 3615 | 31307BFM7 | FHLMC J22872 | FHLB | | 2.00 | 03/01/2028 | | AAA | AA+ | AAA | HTM | 9,000,000 | 6,503,345.37 | 6,539,757.50 | 6,484,729.48 | (55,028.02) |
| Total for JACKSON COUNTY | | | | | | | | | | | | 65,622,819 | 20,257,365.03 | 20,445,876.59 | 20,442,218.85 | (3,657.72) |

| <u>INVESTMENTS</u> | | | 12/31/2015 | | | | 01/31/2016 |
|--------------------|---|-------------------|---------------------|---------------|---------------------|-------------|---------------------|
| | NAME | ACC'T # | BALANCE | INTEREST | DEPOSIT | WITHDRAW | BALANCE |
| | Road & Bridge Precinct #1 | 1100 | 15,034.92 | 3.44 | | | 15,038.36 |
| | Road & Bridge Precinct #2 | 1200 | 15,272.62 | 3.45 | | | 15,276.07 |
| | Road & Bridge Precinct #3 | 1300 | 24,005.86 | 5.43 | | | 24,011.29 |
| | Road & Bridge Precinct #4 | 1400 | 14,583.18 | 3.27 | | | 14,586.45 |
| | General | 1500 | 246,647.29 | 56.01 | | | 246,703.30 |
| | Moore Seizure | 7104 | 2,470.23 | 0.62 | | | 2,470.85 |
| | DeLeon Seizure | 7203 | 1,865.80 | 0.31 | | | 1,866.11 |
| | Rojas Seizure | 7210 | 10,918.65 | 2.44 | | | 10,921.09 |
| | Ewing Seizure | 7213 | 10,725.34 | 2.44 | | | 10,727.78 |
| | Roman Seizure | 7301 | 5,268.49 | 1.23 | | | 5,269.72 |
| | Barron Seizure | 7308 | 4,975.17 | 1.19 | | | 4,976.36 |
| | Guerrero Seizure | 7309 | 15,321.02 | 3.50 | | | 15,324.52 |
| | Villareal Seizure #2 | 7319 | 1,904.31 | 0.31 | | | 1,904.62 |
| | Villareal Seizure #3 | 7320 | 1,665.65 | 0.31 | | | 1,665.96 |
| | Binning Heirs Trust Cause #4563 | 7406 | 2,225.19 | 0.61 | | | 2,225.80 |
| | Cordele Church & Cemetery | 7502 | 7,902.27 | 1.82 | | | 7,904.09 |
| | Callis Receivership | 7504 | 8,548.68 | 1.94 | | | 8,550.62 |
| | TOTAL IN TEXPOOL | | 389,334.67 | 88.32 | 0.00 | 0.00 | 389,422.99 |
| | AVERAGE INTEREST | | 0.1863% | | | | 0.4056% |
| | Texas CLASS | | 506,202.59 | 180.44 | | | 506,383.03 |
| | AVERAGE INTEREST | | 0.3000% | | | | 0.4200% |
| | Transfer Station Certificate of Deposit | Prosperity | 17,790.99 | | | | 17,790.99 |
| | Depository Money Market | Prosperity | 2,002,298.68 | 867.39 | 1,415,000.00 | | 3,418,166.07 |
| | AVERAGE INTEREST | | 0.4000% | | | | 0.4000% |
| | Sandoval & Dean Seizure Money Market | Prosperity | 30,972.89 | 10.49 | | | 30,983.38 |
| | AVERAGE INTEREST | | 0.4000% | | | | 0.4000% |

DEPOSITORY BANK ACCOUNT INTEREST

| | | | | |
|--|-----------------|------------------|-----------------|------------------|
| Cafeteria (Flexible Spending) Account | 2,740.45 | 32,541.36 | 5,146.09 | 30,135.72 |
|--|-----------------|------------------|-----------------|------------------|

This report is made in accordance with provisions of Government Code 2256 (Section 2256.023), the Public Funds Investment Act.

The investments held in the Jackson County portfolio comply with the Public Funds Investment Act and the County's investment policy and strategies.

This report is true and correct to the best of my knowledge and belief according to the records of this office.



Mary Horton, CCT, CIO