


MINUTES OF COUNTY FINANCES

TREASURER'S REPORT

IN THE MATTER OF COUNTY
FINANCES IN THE HANDS OF
MARY HORTON, TREASURER
OF JACKSON COUNTY, TEXAS


COMMISSIONERS' COURT JACKSON
COUNTY, TEXAS IN REGULAR
SESSION SEPTEMBER TERM 2015

IN ACCORDANCE with Section 114.026, Local Government Code, we, the undersigned, constituting the entire Commissioners' Court of said County, certify that on the 28th day of September 2015, at the Regular term of Court, we compared and examined the monthly report of Mary Horton, Treasurer of Jackson County, Texas, for August 2015, and finding the same correct, entered an order in the Minutes approving said report, which states total cash and other assets on hand as: \$8,728,198.82.


Dennis Simons, County Judge



Wayne Hunt, Commissioner Pct. 1



Wayne Bubela, Commissioner Pct. 2


Johnny E. Belicek, Commissioner Pct. 3



Dennis Karl, Commissioner Pct. 4

SWORN TO AND SUBSCRIBED BEFORE ME, by Dennis Simons, County Judge, and County Commissioners of said Jackson County, each respectively, on this the 28th day of September A.D., 2015.


Attest: Barbara Williams, County Clerk



FILED FOR RECORD THIS the 28th day of September A.D., 2015, and recorded on the 28th day of September A.D., 2015.


Barbara Williams, County Clerk and
Ex-Officio Clerk of the Commissioners'
Court in and for Jackson County, Texas.

By: _____
Deputy

DATES: 8/01/2015- 8/31/2015

		BEGINNING	TOTAL	TOTAL	ENDING	AVERAGE
		BALANCE	DEBITS	CREDITS	BALANCE	DAILY
						BALANCE
GENERAL						
10 -000-1020	CHANGE FUND/PETT	1,211.00	0.00	0.00	1,211.00	1,211.00
10 -000-1030	CASH IN BANK	6,751.38	552,521.36	553,578.06CR	5,694.68	107,443.45CR
10 -000-1034	CASH IN BANK -	10,812.68	20,074.30	14,988.94CR	15,898.04	14,086.33
10 -000-1040	CASH IN TEX POOL	246,533.36	15.00	0.00	246,548.36	246,533.84
10 -000-1042	CASH IN TEXAS CL	505,728.59	75.22	0.00	505,803.81	505,731.02
10 -000-1045	CASH IN T BILLS	0.00	0.00	0.00	0.00	0.00
10 -000-1046	CASH IN C.D.'S	17,764.26	0.00	0.00	17,764.26	17,764.26
10 -000-1051	CASH IN ESCROW-L	2,584.02	0.00	0.00	2,584.02	2,584.02
10 -000-1060	CASH IN MONEY MA	5,940,503.10	2,014.86	300,000.00CR	5,642,517.96	5,930,890.68
	FUND 10 TOTAL	6,731,888.39	574,700.74	868,567.00CR	6,438,022.13	6,611,357.70
PERMANENT IMPROVEMENT						
12 -000-1030	CASH IN BANK	127,401.48	90,681.92	181,340.00CR	36,743.40	63,055.41
12 -000-1040	CASH IN TEX POOL	0.00	0.00	0.00	0.00	0.00
	FUND 12 TOTAL	127,401.48	90,681.92	181,340.00CR	36,743.40	63,055.41
COMMISSARY TELEPHONE						
15 -000-1030	CASH IN BANK	84,211.56	5,460.41	34,126.58CR	55,545.39	77,542.70
15 -000-1040	CASH IN TEXPOOL	0.00	0.00	0.00	0.00	0.00
	FUND 15 TOTAL	84,211.56	5,460.41	34,126.58CR	55,545.39	77,542.70
DISTRICT ATTORNEY-HOT CHK						
17 -000-1030	CASH IN BANK	5,072.44	966.68	0.00	6,039.12	5,197.17
17 -000-1040	CASH IN TEX POOL	0.00	0.00	0.00	0.00	0.00
	FUND 17 TOTAL	5,072.44	966.68	0.00	6,039.12	5,197.17
ELECTIONS ADMINISTRATION						
18 -000-1030	CASH IN BANK	864.28	0.00	0.00	864.28	864.28
	FUND 18 TOTAL	864.28	0.00	0.00	864.28	864.28
FORFEITURE-DIST ATTORNEY						
19 -000-1030	CASH IN BANK	270,643.72	51.00	1,833.73CR	268,860.99	269,765.82
19 -000-1040	CASH IN TEXPOOL	0.00	0.00	0.00	0.00	0.00
	FUND 19 TOTAL	270,643.72	51.00	1,833.73CR	268,860.99	269,765.82

DATES: 8/01/2015- 8/31/2015

		BEGINNING	TOTAL	TOTAL	ENDING	AVERAGE
		BALANCE	DEBITS	CREDITS	BALANCE	DAILY
						BALANCE
FORFEITURE-SHERIFF						
21 -000-1030	CASH IN BANK	35,193.20	6.63	243.90CR	34,955.93	35,068.10
21 -000-1040	CASH IN TEXPOOL	0.00	0.00	0.00	0.00	0.00
		<hr/>	<hr/>	<hr/>	<hr/>	<hr/>
FUND 21	TOTAL	35,193.20	6.63	243.90CR	34,955.93	35,068.10
TECHNOLOGY FUND						
23 -000-1030	CASH IN BANK	3,319.51	530.03	0.00	3,849.54	3,519.46
23 -000-1040	CASH IN TEXPOOL	0.00	0.00	0.00	0.00	0.00
		<hr/>	<hr/>	<hr/>	<hr/>	<hr/>
FUND 23	TOTAL	3,319.51	530.03	0.00	3,849.54	3,519.46
JUV PROB DISCRETIONARY						
24 -000-1030	CASH IN BANK	1,360.31	262.42	0.00	1,622.73	1,469.17
		<hr/>	<hr/>	<hr/>	<hr/>	<hr/>
FUND 24	TOTAL	1,360.31	262.42	0.00	1,622.73	1,469.17
JUVENILE PROBATION GRANTS						
25 -000-1030	CASH IN BANK	20,183.65	7,964.06	7,725.55CR	20,422.16	16,450.42
25 -000-1040	CASH IN TEXPOOL	0.00	0.00	0.00	0.00	0.00
		<hr/>	<hr/>	<hr/>	<hr/>	<hr/>
FUND 25	TOTAL	20,183.65	7,964.06	7,725.55CR	20,422.16	16,450.42
LAW LIBRARY						
26 -000-1030	CASH IN BANK	2,892.33	595.00	1,466.00CR	2,021.33	2,548.24
		<hr/>	<hr/>	<hr/>	<hr/>	<hr/>
FUND 26	TOTAL	2,892.33	595.00	1,466.00CR	2,021.33	2,548.24
LEOSE-LAW ENF OFFICERS ED						
27 -000-1030	CASH IN BANK	2,783.00	468.00	516.00CR	2,735.00	2,431.90
		<hr/>	<hr/>	<hr/>	<hr/>	<hr/>
FUND 27	TOTAL	2,783.00	468.00	516.00CR	2,735.00	2,431.90
LIBRARY-MEMORIAL FUND						
28 -000-1030	CASH IN BANK	58,188.07	120.99	102.65CR	58,206.41	58,146.22
28 -000-1040	CASH IN TEXPOOL	0.00	0.00	0.00	0.00	0.00
		<hr/>	<hr/>	<hr/>	<hr/>	<hr/>
FUND 28	TOTAL	58,188.07	120.99	102.65CR	58,206.41	58,146.22

DATES: 8/01/2015- 8/31/2015

		BEGINNING	TOTAL	TOTAL	ENDING	AVERAGE
		BALANCE	DEBITS	CREDITS	BALANCE	DAILY
						BALANCE
RECORDS MGT- COUNTY CLERK						
29 -000-1030	CASH IN BANK	88,326.97	6,300.00	2,147.29CR	92,479.68	89,224.61
29 -000-1040	CASH IN TEXPOOL	0.00	0.00	0.00	0.00	0.00
FUND 29	TOTAL	88,326.97	6,300.00	2,147.29CR	92,479.68	89,224.61
RECORDS MGT - COUNTY						
30 -000-1030	CASH IN BANK	19,964.76	583.61	0.00	20,548.37	20,106.25
30 -000-1040	CASH IN TEXPOOL	0.00	0.00	0.00	0.00	0.00
FUND 30	TOTAL	19,964.76	583.61	0.00	20,548.37	20,106.25
RECORDS MGT - DIST CLERK						
31 -000-1030	CASH IN BANK	1,847.36	533.00	0.00	2,380.36	2,036.83
31 -000-1040	CASH IN TEXPOOL	0.00	0.00	0.00	0.00	0.00
FUND 31	TOTAL	1,847.36	533.00	0.00	2,380.36	2,036.83
SECURITY FUND						
32 -000-1030	CASH IN BANK	60,723.76	949.27	1,956.39CR	59,716.64	60,345.69
32 -000-1040	CASH IN TEXPOOL	0.00	0.00	0.00	0.00	0.00
FUND 32	TOTAL	60,723.76	949.27	1,956.39CR	59,716.64	60,345.69
CHILD ABUSE PREVENTION						
34 -000-1030	CASH IN BANK	921.50	30.00	0.00	951.50	929.24
FUND 34	TOTAL	921.50	30.00	0.00	951.50	929.24
CHILD WELFARE						
35 -000-1030	CASH IN BANK	9,090.96	1.72	0.00	9,092.68	9,091.02
35 -000-1040	CASH IN TEXPOOL	0.00	0.00	0.00	0.00	0.00
FUND 35	TOTAL	9,090.96	1.72	0.00	9,092.68	9,091.02
HISTORICAL COMMISSION						
36 -000-1030	CASH IN BANK	32,739.06	6.19	0.00	32,745.25	32,739.26
36 -000-1040	CASH IN TEX POOL	0.00	0.00	0.00	0.00	0.00
FUND 36	TOTAL	32,739.06	6.19	0.00	32,745.25	32,739.26

DATES: 8/01/2015- 8/31/2015

		BEGINNING	TOTAL	TOTAL	ENDING	AVERAGE
		BALANCE	DEBITS	CREDITS	BALANCE	DAILY
						BALANCE
MEDIATION FUND						
37 -000-1030	CASH IN BANK	1,450.00	0.00	0.00	1,450.00	1,450.00
	FUND 37 TOTAL	1,450.00	0.00	0.00	1,450.00	1,450.00
BRIDGE REPLACEMENT						
39 -000-1030	CASH IN BANK	50,000.00	0.00	0.00	50,000.00	50,000.00
	FUND 39 TOTAL	50,000.00	0.00	0.00	50,000.00	50,000.00
HIGHWAY						
40 -000-1030	CASH IN BANK	173,685.39	56,824.20	52,948.43CR	177,561.16	176,903.91
	FUND 40 TOTAL	173,685.39	56,824.20	52,948.43CR	177,561.16	176,903.91
ROAD & BRIDGE GEN NO. 1						
41 -000-1030	CASH IN BANK	129,822.96	8,831.82	42,795.13CR	95,859.65	115,426.67
41 -000-1040	CASH IN TEX POOL	15,027.85	0.93	0.00	15,028.78	15,027.88
	FUND 41 TOTAL	144,850.81	8,832.75	42,795.13CR	110,888.43	130,454.55
ROAD & BRIDGE GEN NO. 2						
42 -000-1030	CASH IN BANK	184,298.48	5,676.73	53,359.82CR	136,615.39	157,254.74
42 -000-1040	CASH IN TEXPOOL	15,265.51	0.93	0.00	15,266.44	15,265.54
	FUND 42 TOTAL	199,563.99	5,677.66	53,359.82CR	151,881.83	172,520.28
ROAD & BRIDGE GEN NO. 3						
43 -000-1030	CASH IN BANK	93,399.67	490.45	23,737.10CR	70,153.02	79,860.22
43 -000-1040	CASH IN TEX POOL	23,994.85	1.45	0.00	23,996.30	23,994.90
	FUND 43 TOTAL	117,394.52	491.90	23,737.10CR	94,149.32	103,855.12
ROAD & BRIDGE GEN NO. 4						
44 -000-1030	CASH IN BANK	454,331.28	82.34	37,605.74CR	416,807.88	435,555.58
44 -000-1040	CASH IN TEX POOL	14,576.33	0.92	0.00	14,577.25	14,576.36
	FUND 44 TOTAL	468,907.61	83.26	37,605.74CR	431,385.13	450,131.94

DATES: 8/01/2015- 8/31/2015

		BEGINNING	TOTAL	TOTAL	ENDING	AVERAGE
		BALANCE	DEBITS	CREDITS	BALANCE	DAILY
						BALANCE
ROAD & BRIDGE LATERAL RD						
45 -000-1030	CASH IN BANK	354.35	0.00	354.35CR	0.00	342.92
	FUND 45 TOTAL	354.35	0.00	354.35CR	0.00	342.92
PCT#1 EQUIPMENT REPLACMNT						
50 -000-1030	CASH IN BANK	25,627.45	8,004.89	0.00	33,632.34	25,885.67
50 -000-1040	CASH IN TEX POOL	0.00	0.00	0.00	0.00	0.00
	FUND 50 TOTAL	25,627.45	8,004.89	0.00	33,632.34	25,885.67
PCT#2 EQUIPMENT REPLACMNT						
51 -000-1030	CASH IN BANK	90,521.11	16.18	19,165.00CR	71,372.29	85,575.83
51 -000-1040	CASH IN TEX POOL	0.00	0.00	0.00	0.00	0.00
	FUND 51 TOTAL	90,521.11	16.18	19,165.00CR	71,372.29	85,575.83
PCT#3 EQUIPMENT REPLACMNT						
52 -000-1030	CASH IN BANK	3.03	181,340.00	181,339.92CR	3.11	3.09
52 -000-1040	CASH IN TEX POOL	0.00	0.00	0.00	0.00	0.00
	FUND 52 TOTAL	3.03	181,340.00	181,339.92CR	3.11	3.09
PCT#4 EQUIPMENT REPLACMNT						
53 -000-1030	CASH IN BANK	80,392.37	15.20	0.00	80,407.57	80,392.86
53 -000-1040	CASH IN TEX POOL	0.00	0.00	0.00	0.00	0.00
	FUND 53 TOTAL	80,392.37	15.20	0.00	80,407.57	80,392.86
CONSTRUCTION GRANTS						
55 -000-1030	CASH IN BANK	0.00	1,292.51	1,292.51CR	0.00	0.00
55 -000-1050	CASH-COMMUNITY A	0.00	1,292.51	1,292.51CR	0.00	0.00
	FUND 55 TOTAL	0.00	2,585.02	2,585.02CR	0.00	0.00
MAURITZ CAMP FUND						
56 -000-1030	CASH IN BANK	4,165.66	0.79	0.00	4,166.45	4,165.69
56 -000-1040	CASH IN TEXPOOL	0.00	0.00	0.00	0.00	0.00
	FUND 56 TOTAL	4,165.66	0.79	0.00	4,166.45	4,165.69

DATES: 8/01/2015- 8/31/2015

		BEGINNING	TOTAL	TOTAL	ENDING	AVERAGE
		BALANCE	DEBITS	CREDITS	BALANCE	DAILY
						BALANCE
ABANDONED MOTOR VEHICLE						
57 -000-1030	CASH IN BANK	5,725.98	0.00	405.92CR	5,320.06	5,437.91
57 -000-1040	CASH IN TEXPOOL	0.00	0.00	0.00	0.00	0.00
57 -000-1055	CASH IN BANK - A	2,314.65	0.00	0.00	2,314.65	2,314.65
FUND 57	TOTAL	8,040.63	0.00	405.92CR	7,634.71	7,752.56
COASTAL IMPCT ASSISTANCE						
72 -000-1030	CASH IN BANK	22,656.25	9,291.85	777.50CR	31,170.60	30,197.38
FUND 72	TOTAL	22,656.25	9,291.85	777.50CR	31,170.60	30,197.38
AIRPORT						
80 -000-1030	CASH IN BANK	5,962.18	1,001.29	0.00	6,963.47	6,833.19
80 -000-1032	CLEARING	0.00	0.00	0.00	0.00	0.00
80 -000-1040	CASH IN TEXPOOL	0.00	0.00	0.00	0.00	0.00
FUND 80	TOTAL	5,962.18	1,001.29	0.00	6,963.47	6,833.19
JAIL COMMISSARY						
81 -000-1030	CASH IN BANK	432.70	0.05	328.83CR	103.92	347.84
81 -000-1040	CASH IN TEXPOOL	0.00	0.00	0.00	0.00	0.00
FUND 81	TOTAL	432.70	0.05	328.83CR	103.92	347.84
STATE FEES						
88 -000-1030	CASH IN BANK	51,208.46	25,156.46	8,358.30CR	68,006.62	61,145.87
FUND 88	TOTAL	51,208.46	25,156.46	8,358.30CR	68,006.62	61,145.87
TRUST INVESTMENT						
89 -000-1020	CASH- WILBREEZE	0.00	0.00	0.00	0.00	0.00
89 -000-1030	CASH IN BANK	0.00	0.00	0.00	0.00	0.00
89 -000-1040	CASH IN TEXPOOL	73,757.06	4.01	0.00	73,761.07	73,757.19
89 -000-1060	CASH IN BANK - M	30,921.01	10.50	0.00	30,931.51	30,921.35
FUND 89	TOTAL	104,678.07	14.51	0.00	104,692.58	104,678.54
DISTRICT CLERK RESRV ACCT						
90 -000-1030	CASH IN BANK	154,982.28	40.00	95.88CR	154,926.40	154,977.38

		BEGINNING	TOTAL	TOTAL	ENDING	AVERAGE
		BALANCE	DEBITS	CREDITS	BALANCE	DAILY
						BALANCE
90 -000-1040	CASH IN TEXPOOL	0.00	0.00	0.00	0.00	0.00
	FUND 90 TOTAL	154,982.28	40.00	95.88CR	154,926.40	154,977.38
CNTYWIDE DRAINAGE DIST						
92 -000-1030	CASH IN BANK	0.00	6,326.95	6,326.95CR	0.00	1,224.57
92 -000-1040	CASH IN TEXPOOL	0.00	0.00	0.00	0.00	0.00
	FUND 92 TOTAL	0.00	6,326.95	6,326.95CR	0.00	1,224.57
	REPORT TOTALS	9,262,493.17	995,914.63	1,530,208.98CR	8,728,198.82	9,010,728.68
=====						

Pledge Security Listing

August 31, 2015

EL CAMPO, TX

ID	CUSIP	Description	Safekeeping Location	Safekeeping Receipt	Coupon	Maturity Date	Call Date	Moody	S&P	Fitch	FASB115	Face Amount	Current Par	Current Book Value	Market Value	Gain(Loss)
JACKSON COUNTY																
863	31335HQ30	FHLMC C90474	FHLB	xxx	7.00	06/01/2021		AAA	AA+	AAA	HTM	1,000,000	7,735.28	7,736.80	8,593.26	856.46
1115	31400EFU9	FNMA 685179	FHLB	xxx	5.00	03/01/2018		AAA	AA+	AAA	HTM	9,500,000	283,944.74	283,998.35	295,268.32	11,269.97
2047	3128MBNA1	FHLMC G12885	FHLB	x	5.00	06/01/2021		AAA	AA+	AAA	HTM	8,737,000	714,275.09	714,264.68	759,611.35	45,346.67
2412	3128MBTJ6	FHLMC G13053	FHLB	x	4.50	04/01/2023		AAA	AA+	AAA	HTM	13,200,000	877,513.56	879,680.46	939,633.91	59,953.46
2493	31417ADJ5	FNMA AB3704	FHLB	x	3.00	10/01/2021		AAA	AA+	AAA	HTM	8,535,819	2,808,514.75	2,835,272.59	2,904,875.62	69,603.03
2516	3138AXXQ9	FNMA AJ6086	FHLB	x	3.00	12/01/2026		AAA	AA+	AAA	HTM	4,400,000	2,131,801.19	2,155,279.04	2,209,988.35	54,679.31
3546	31410LKN1	FNMA 890501	FHLB		2.00	11/01/2027		AAA	AA+	AAA	HTM	11,250,000	8,226,898.88	8,355,271.97	8,119,332.17	(235,939.79)
3615	31307BFM7	FHLMC J22872	FHLB		2.00	03/01/2028		AAA	AA+	AAA	HTM	9,000,000	6,907,600.98	6,949,824.07	6,810,376.50	(139,447.58)
Total for JACKSON COUNTY												65,622,819	21,958,284.47	22,181,327.96	22,047,649.48	(133,678.47)

<u>INVESTMENTS</u>			<u>07/31/2015</u>				<u>08/31/2015</u>
	<u>NAME</u>	<u>ACC'T #</u>	<u>BALANCE</u>	<u>INTEREST</u>	<u>DEPOSIT</u>	<u>WITHDRAW</u>	<u>BALANCE</u>
	Road & Bridge Precinct #1	1100	15,027.85	0.93			15,028.78
	Road & Bridge Precinct #2	1200	15,265.51	0.93			15,266.44
	Road & Bridge Precinct #3	1300	23,994.85	1.45			23,996.30
	Road & Bridge Precinct #4	1400	14,576.33	0.92			14,577.25
	General	1500	246,533.36	15.00			246,548.36
	Moore Seizure	7104	2,468.80	0.09			2,468.89
	DeLeon Seizure	7203	1,865.18				1,865.18
	Rojas Seizure	7210	10,913.59	0.62			10,914.21
	Ewing Seizure	7213	10,720.38	0.62			10,721.00
	Roman Seizure	7301	5,266.19	0.31			5,266.50
	Barron Seizure	7308	4,972.97	0.31			4,973.28
	Guerrero Seizure	7309	15,313.90	0.93			15,314.83
	Villareal Seizure #2	7319	1,903.66				1,903.66
	Villareal Seizure #3	7320	1,665.10				1,665.10
	Binning Heirs Trust Cause #4563	7406	2,224.09				2,224.09
	Cordele Church & Cemetery	7502	7,898.56	0.52			7,899.08
	Callis Receivership	7504	8,544.64	0.61			8,545.25
	TOTAL IN TEXPOOL		389,154.96	23.24	0.00	0.00	389,178.20
	AVERAGE INTEREST		0.0630%				0.0716%
	Texas CLASS		505,728.59	75.22			505,803.81
	AVERAGE INTEREST		0.1600%				0.1800%
	Transfer Station Certificate of Deposit	Prosperity	17,764.26				17,764.26
	Depository Money Market	Prosperity	5,940,503.10	2,014.86		300,000.00	5,642,517.96
	AVERAGE INTEREST		0.4000%				0.4000%
	Sandoval & Dean Seizure Money Market	Prosperity	30,921.01	10.50			30,931.51
	AVERAGE INTEREST		0.4000%				0.4000%
	DEPOSITORY BANK ACCOUNT INTEREST			679.18			
	Cafeteria (Flexible Spending) Account		9,762.90			809.06	8,953.84

This report is made in accordance with provisions of Government Code 2256 (Section 2256.023), the Public Funds Investment Act.

The investments held in the Jackson County portfolio comply with the Public Funds Investment Act and the County's investment policy and strategies.

This report is true and correct to the best of my knowledge and belief according to the records of this office.

Mary Horton

Mary Horton, CCT, CIO