


MINUTES OF COUNTY FINANCES

TREASURER'S REPORT

IN THE MATTER OF COUNTY
FINANCES IN THE HANDS OF
MARY HORTON, TREASURER
OF JACKSON COUNTY, TEXAS


COMMISSIONERS' COURT JACKSON
COUNTY, TEXAS IN REGULAR
SESSION FEBRUARY TERM 2014

IN ACCORDANCE with Section 114.026, Local Government Code, we, the undersigned, constituting the entire Commissioners' Court of said County, certify that on the 24th day of February 2014, at the Regular term of Court, we compared and examined the monthly report of Mary Horton, Treasurer of Jackson County, Texas, for January 2014, and finding the same correct, entered an order in the Minutes approving said report, which states total cash and other assets on hand as: \$10,057,825.14.


Dennis Simons, County Judge



Wayne Hunt, Commissioner Pct. 1


Wayne Bubela, Commissioner Pct. 2



Johnny E. Belicek, Commissioner Pct. 3


Larry Dayton, Commissioner Pct. 4

SWORN TO AND SUBSCRIBED BEFORE ME, by Dennis Simons, County Judge, and County Commissioners of said Jackson County, each respectively, on this the 24th day of February A.D., 2014.


Attest: Barbara Williams, County Clerk

FILED FOR RECORD THIS the 24th day of February A.D., 2014, and recorded on the 24th day of February A.D., 2014.


Barbara Williams, County Clerk and
Ex-Officio Clerk of the Commissioners'
Court in and for Jackson County, Texas.

By: _____
Deputy

		BEGINNING BALANCE	TOTAL DEBITS	TOTAL CREDITS	ENDING BALANCE	AVERAGE DAILY BALANCE
GENERAL						
10 -000-1020	CHANGE FUND/PETT	141.00	0.00	0.00	141.00	141.00
10 -000-1030	CASH IN BANK	59,957.53	1,941,695.91	1,994,925.14CR	6,728.30	3,199.47CR
10 -000-1034	CASH IN BANK -	1,913.40	1,781.24	45.00CR	3,649.64	2,497.63
10 -000-1040	CASH IN TEX POOL	246,382.60	5.68	0.00	246,388.28	246,382.78
10 -000-1042	CASH IN TEXAS CL	504,865.92	40.88	0.00	504,906.80	504,867.24
10 -000-1045	CASH IN T BILLS	0.00	0.00	0.00	0.00	0.00
10 -000-1046	CASH IN C.D.'S	17,684.61	0.00	0.00	17,684.61	17,684.61
10 -000-1051	CASH IN ESCROW-L	0.00	1,000.00	0.00	1,000.00	161.29
10 -000-1060	CASH IN MONEY MA	4,392,031.47	1,411,616.85	0.00	5,803,648.32	5,025,470.72
	FUND 10 TOTAL	5,222,976.53	3,356,140.56	1,994,970.14CR	6,584,146.95	5,794,005.80
PERMANENT IMPROVEMENT						
12 -000-1030	CASH IN BANK	246,796.38	45.03	3,717.00CR	243,124.41	246,198.32
12 -000-1040	CASH IN TEX POOL	0.00	0.00	0.00	0.00	0.00
	FUND 12 TOTAL	246,796.38	45.03	3,717.00CR	243,124.41	246,198.32
COMMISSARY TELEPHONE						
15 -000-1030	CASH IN BANK	35,322.95	3,816.45	766.70CR	38,372.70	36,348.56
15 -000-1040	CASH IN TEXPOOL	0.00	0.00	0.00	0.00	0.00
	FUND 15 TOTAL	35,322.95	3,816.45	766.70CR	38,372.70	36,348.56
DISTRICT ATTORNEY-HOT CHK						
17 -000-1030	CASH IN BANK	9,689.45	1,695.07	1,653.92CR	9,730.60	10,261.47
17 -000-1040	CASH IN TEX POOL	0.00	0.00	0.00	0.00	0.00
	FUND 17 TOTAL	9,689.45	1,695.07	1,653.92CR	9,730.60	10,261.47
ELECTIONS ADMINISTRATION						
18 -000-1030	CASH IN BANK	138.92	0.00	0.00	138.92	138.92
	FUND 18 TOTAL	138.92	0.00	0.00	138.92	138.92
FORFEITURE-DIST ATTORNEY						
19 -000-1030	CASH IN BANK	296,366.23	54.03	1,984.62CR	294,435.64	295,409.99
19 -000-1040	CASH IN TEXPOOL	0.00	0.00	0.00	0.00	0.00
	FUND 19 TOTAL	296,366.23	54.03	1,984.62CR	294,435.64	295,409.99

		BEGINNING BALANCE	TOTAL DEBITS	TOTAL CREDITS	ENDING BALANCE	AVERAGE DAILY BALANCE
FORFEITURE-SHERIFF						
21 -000-1030	CASH IN BANK	54,567.31	9.97	120.66CR	54,456.62	54,517.92
21 -000-1040	CASH IN TEXPOOL	0.00	0.00	0.00	0.00	0.00
FUND 21	TOTAL	54,567.31	9.97	120.66CR	54,456.62	54,517.92
TECHNOLOGY FUND						
23 -000-1030	CASH IN BANK	1,045.12	701.89	3,750.00CR	2,002.99CR	685.51
23 -000-1040	CASH IN TEXPOOL	0.00	0.00	0.00	0.00	0.00
FUND 23	TOTAL	1,045.12	701.89	3,750.00CR	2,002.99CR	685.51
JUV PROB DISCRETIONARY						
24 -000-1030	CASH IN BANK	1,229.93CR	85.00	850.00CR	1,994.93CR	1,725.09CR
FUND 24	TOTAL	1,229.93CR	85.00	850.00CR	1,994.93CR	1,725.09CR
JUVENILE PROBATION GRANTS						
25 -000-1030	CASH IN BANK	37,086.89	10,792.94	8,950.86CR	38,928.97	37,969.46
25 -000-1040	CASH IN TEXPOOL	0.00	0.00	0.00	0.00	0.00
FUND 25	TOTAL	37,086.89	10,792.94	8,950.86CR	38,928.97	37,969.46
LAW LIBRARY						
26 -000-1030	CASH IN BANK	9,747.31	645.00	2,038.83CR	8,353.48	8,988.34
FUND 26	TOTAL	9,747.31	645.00	2,038.83CR	8,353.48	8,988.34
LEOSE-LAW ENF OFFICERS ED						
27 -000-1030	CASH IN BANK	2,990.16	0.00	0.00	2,990.16	2,990.16
FUND 27	TOTAL	2,990.16	0.00	0.00	2,990.16	2,990.16
LIBRARY-MEMORIAL FUND						
28 -000-1030	CASH IN BANK	58,401.80	226.83	595.89CR	58,032.74	58,137.14
28 -000-1040	CASH IN TEXPOOL	0.00	0.00	0.00	0.00	0.00
FUND 28	TOTAL	58,401.80	226.83	595.89CR	58,032.74	58,137.14

		BEGINNING	TOTAL	TOTAL	ENDING	AVERAGE
		BALANCE	DEBITS	CREDITS	BALANCE	DAILY
						BALANCE
RECORDS MGT- COUNTY CLERK						
29 -000-1030	CASH IN BANK	60,298.31	4,295.00	1,985.71CR	62,607.60	60,733.82
29 -000-1040	CASH IN TEXPOOL	0.00	0.00	0.00	0.00	0.00
FUND 29	TOTAL	60,298.31	4,295.00	1,985.71CR	62,607.60	60,733.82
RECORDS MGT - COUNTY						
30 -000-1030	CASH IN BANK	34,953.16	625.65	0.00	35,578.81	35,132.84
30 -000-1040	CASH IN TEXPOOL	0.00	0.00	0.00	0.00	0.00
FUND 30	TOTAL	34,953.16	625.65	0.00	35,578.81	35,132.84
RECORDS MGT - DIST CLERK						
31 -000-1030	CASH IN BANK	5,069.85	352.49	199.77CR	5,222.57	5,157.14
31 -000-1040	CASH IN TEXPOOL	0.00	0.00	0.00	0.00	0.00
FUND 31	TOTAL	5,069.85	352.49	199.77CR	5,222.57	5,157.14
SECURITY FUND						
32 -000-1030	CASH IN BANK	60,707.55	1,048.91	791.38CR	60,965.08	60,828.91
32 -000-1040	CASH IN TEXPOOL	0.00	0.00	0.00	0.00	0.00
FUND 32	TOTAL	60,707.55	1,048.91	791.38CR	60,965.08	60,828.91
CHILD ABUSE PREVENTION						
34 -000-1030	CASH IN BANK	2,379.00	75.00	0.00	2,454.00	2,401.74
FUND 34	TOTAL	2,379.00	75.00	0.00	2,454.00	2,401.74
CHILD WELFARE						
35 -000-1030	CASH IN BANK	9,597.36	1.76	0.00	9,599.12	9,597.42
35 -000-1040	CASH IN TEXPOOL	0.00	0.00	0.00	0.00	0.00
FUND 35	TOTAL	9,597.36	1.76	0.00	9,599.12	9,597.42
HISTORICAL COMMISSION						
36 -000-1030	CASH IN BANK	34,145.30	6.25	0.00	34,151.55	34,145.50
36 -000-1040	CASH IN TEX POOL	0.00	0.00	0.00	0.00	0.00
FUND 36	TOTAL	34,145.30	6.25	0.00	34,151.55	34,145.50

		BEGINNING	TOTAL	TOTAL	ENDING	AVERAGE
		BALANCE	DEBITS	CREDITS	BALANCE	DAILY
						BALANCE
MEDIATION FUND						
37 -000-1030	CASH IN BANK	1,450.00	0.00	0.00	1,450.00	1,450.00
	FUND 37 TOTAL	<u>1,450.00</u>	<u>0.00</u>	<u>0.00</u>	<u>1,450.00</u>	<u>1,450.00</u>
HIGHWAY						
40 -000-1030	CASH IN BANK	64,094.60CR	63,707.60	168,003.20CR	168,390.20CR	60,105.29CR
	FUND 40 TOTAL	<u>64,094.60CR</u>	<u>63,707.60</u>	<u>168,003.20CR</u>	<u>168,390.20CR</u>	<u>60,105.29CR</u>
ROAD & BRIDGE GEN NO. 1						
41 -000-1030	CASH IN BANK	415,332.24	74.05	27,756.14CR	387,650.15	404,876.62
41 -000-1040	CASH IN TEX POOL	15,019.23	0.31	0.00	15,019.54	15,019.24
	FUND 41 TOTAL	<u>430,351.47</u>	<u>74.36</u>	<u>27,756.14CR</u>	<u>402,669.69</u>	<u>419,895.86</u>
ROAD & BRIDGE GEN NO. 2						
42 -000-1030	CASH IN BANK	672,069.46	566.63	28,598.78CR	644,037.31	660,641.71
42 -000-1040	CASH IN TEXPOOL	15,256.75	0.31	0.00	15,257.06	15,256.76
	FUND 42 TOTAL	<u>687,326.21</u>	<u>566.94</u>	<u>28,598.78CR</u>	<u>659,294.37</u>	<u>675,898.47</u>
ROAD & BRIDGE GEN NO. 3						
43 -000-1030	CASH IN BANK	281,537.40	49.72	22,219.37CR	259,367.75	271,811.48
43 -000-1040	CASH IN TEX POOL	23,979.91	0.62	0.00	23,980.53	23,979.93
	FUND 43 TOTAL	<u>305,517.31</u>	<u>50.34</u>	<u>22,219.37CR</u>	<u>283,348.28</u>	<u>295,791.41</u>
ROAD & BRIDGE GEN NO. 4						
44 -000-1030	CASH IN BANK	672,150.13	1,116.85	69,378.08CR	603,888.90	638,868.12
44 -000-1040	CASH IN TEX POOL	14,567.92	0.31	0.00	14,568.23	14,567.93
	FUND 44 TOTAL	<u>686,718.05</u>	<u>1,117.16</u>	<u>69,378.08CR</u>	<u>618,457.13</u>	<u>653,436.05</u>
ROAD & BRIDGE LATERAL RD						
45 -000-1030	CASH IN BANK	21,610.95	0.00	0.00	21,610.95	21,610.95
	FUND 45 TOTAL	<u>21,610.95</u>	<u>0.00</u>	<u>0.00</u>	<u>21,610.95</u>	<u>21,610.95</u>

		BEGINNING	TOTAL	TOTAL	ENDING	AVERAGE
		BALANCE	DEBITS	CREDITS	BALANCE	DAILY
						BALANCE
PCT#1 EQUIPMENT REPLACMNT						
50 -000-1030	CASH IN BANK	2.88	0.00	0.00	2.88	2.88
50 -000-1040	CASH IN TEX POOL	0.00	0.00	0.00	0.00	0.00
FUND 50	TOTAL	2.88	0.00	0.00	2.88	2.88
PCT#2 EQUIPMENT REPLACMNT						
51 -000-1030	CASH IN BANK	0.00	0.00	0.00	0.00	0.00
51 -000-1040	CASH IN TEX POOL	0.00	0.00	0.00	0.00	0.00
FUND 51	TOTAL	0.00	0.00	0.00	0.00	0.00
PCT#3 EQUIPMENT REPLACMNT						
52 -000-1030	CASH IN BANK	2.22	0.00	0.00	2.22	2.22
52 -000-1040	CASH IN TEX POOL	0.00	0.00	0.00	0.00	0.00
FUND 52	TOTAL	2.22	0.00	0.00	2.22	2.22
PCT#4 EQUIPMENT REPLACMNT						
53 -000-1030	CASH IN BANK	115,744.64	21.17	0.00	115,765.81	115,745.32
53 -000-1040	CASH IN TEX POOL	0.00	0.00	0.00	0.00	0.00
FUND 53	TOTAL	115,744.64	21.17	0.00	115,765.81	115,745.32
CONSTRUCTION GRANTS						
55 -000-1030	CASH IN BANK	0.00	0.00	0.00	0.00	0.00
55 -000-1050	CASH-COMMUNITY A	0.00	0.00	0.00	0.00	0.00
FUND 55	TOTAL	0.00	0.00	0.00	0.00	0.00
MAURITZ CAMP FUND						
56 -000-1030	CASH IN BANK	11,361.65	2.08	0.00	11,363.73	11,361.72
56 -000-1040	CASH IN TEXPOOL	0.00	0.00	0.00	0.00	0.00
FUND 56	TOTAL	11,361.65	2.08	0.00	11,363.73	11,361.72
ABANDONED MOTOR VEHICLE						
57 -000-1030	CASH IN BANK	39,859.24	0.00	867.84CR	38,991.40	39,464.66
57 -000-1040	CASH IN TEXPOOL	0.00	0.00	0.00	0.00	0.00
57 -000-1055	CASH IN BANK - A	1,000.00	0.00	0.00	1,000.00	1,000.00
FUND 57	TOTAL	40,859.24	0.00	867.84CR	39,991.40	40,464.66

	BEGINNING BALANCE	TOTAL DEBITS	TOTAL CREDITS	ENDING BALANCE	AVERAGE DAILY BALANCE
COASTAL IMPCT ASSISTANCE					
72 -000-1030 CASH IN BANK	6,647.80CR	1,910.00	6,153.00CR	10,890.80CR	7,393.77CR
FUND 72 TOTAL	<u>6,647.80CR</u>	<u>1,910.00</u>	<u>6,153.00CR</u>	<u>10,890.80CR</u>	<u>7,393.77CR</u>
AIRPORT					
80 -000-1030 CASH IN BANK	19,152.28	653.52	200.00CR	19,605.80	19,260.46
80 -000-1032 CLEARING	0.00	0.00	0.00	0.00	0.00
80 -000-1040 CASH IN TEXPOOL	0.00	0.00	0.00	0.00	0.00
FUND 80 TOTAL	<u>19,152.28</u>	<u>653.52</u>	<u>200.00CR</u>	<u>19,605.80</u>	<u>19,260.46</u>
JAIL COMMISSARY					
81 -000-1030 CASH IN BANK	1,252.71	906.16	688.50CR	1,470.37	1,949.91
81 -000-1040 CASH IN TEXPOOL	0.00	0.00	0.00	0.00	0.00
FUND 81 TOTAL	<u>1,252.71</u>	<u>906.16</u>	<u>688.50CR</u>	<u>1,470.37</u>	<u>1,949.91</u>
STATE FEES					
88 -000-1030 CASH IN BANK	61,471.88	27,105.45	57,694.37CR	30,882.96	66,794.06
FUND 88 TOTAL	<u>61,471.88</u>	<u>27,105.45</u>	<u>57,694.37CR</u>	<u>30,882.96</u>	<u>66,794.06</u>
TRUST INVESTMENT					
89 -000-1020 CASH- WILBREEZE	0.00	0.00	0.00	0.00	0.00
89 -000-1030 CASH IN BANK	2,115.00	800.00	1,065.00CR	1,850.00	1,952.58
89 -000-1040 CASH IN TEXPOOL	75,362.86	1.55	800.00CR	74,564.41	75,233.88
89 -000-1061 CASH IN MONEY MA	0.00	0.00	0.00	0.00	0.00
FUND 89 TOTAL	<u>77,477.86</u>	<u>801.55</u>	<u>1,865.00CR</u>	<u>76,414.41</u>	<u>77,186.46</u>
DISTRICT CLERK RESRV ACCT					
90 -000-1030 CASH IN BANK	128,812.04	0.00	528.00CR	128,284.04	128,730.49
90 -000-1040 CASH IN TEXPOOL	0.00	0.00	0.00	0.00	0.00
FUND 90 TOTAL	<u>128,812.04</u>	<u>0.00</u>	<u>528.00CR</u>	<u>128,284.04</u>	<u>128,730.49</u>
CNTYWIDE DRAINAGE DIST					
92 -000-1030 CASH IN BANK	115,923.74	354,458.70	183,182.34CR	287,200.10	225,458.36
92 -000-1040 CASH IN TEXPOOL	0.00	0.00	0.00	0.00	0.00
FUND 92 TOTAL	<u>115,923.74</u>	<u>354,458.70</u>	<u>183,182.34CR</u>	<u>287,200.10</u>	<u>225,458.36</u>
REPORT TOTALS	<u>8,815,342.38</u>	<u>3,831,992.86</u>	<u>2,589,510.10CR</u>	<u>10,057,825.14</u>	<u>9,439,464.09</u>

Pledge Security Listing

January 31, 2014

ID	CUSIP	Description	Safekeeping Location	Safekeeping Receipt	Coupon	Maturity Date	Call Date	Moody	S&P	Fitch	FASB115	Face Amount	Current Par	Current Book Value	Market Value	Gain(Loss)
JACKSON COUNTY																
863	31335HQ30	FHLMC C90474	FHLB	xxx	7.00	08/01/2021		AAA	AA+	AAA	HTM	1,057,687	13,503.59	13,508.43	14,972.88	1,464.44
1115	31400EFU9	FNMA 685179	FHLB	xxx	5.00	03/01/2018		AAA	AA+	AAA	HTM	9,500,000	678,852.52	679,302.71	716,819.62	37,516.91
2047	3128MBNA1	FHLMC G12885	FHLB	x	5.00	06/01/2021		AAA	AA+	AAA	HTM	8,737,093	1,243,084.00	1,243,043.84	1,334,609.55	91,565.71
2412	3128MBTJ6	FHLMC G13053	FHLB	x	4.50	04/01/2023		AAA	AA+	AAA	HTM	13,200,000	1,421,363.33	1,427,799.37	1,513,751.94	85,952.58
2473	31416XHX1	FNMA AB2045	FHLB	x	3.50	01/01/2021		AAA	AA+	AAA	HTM	3,747,053	1,616,369.14	1,625,211.77	1,692,377.43	67,165.66
2493	31417ADJ5	FNMA AB3704	FHLB	x	3.00	10/01/2021		AAA	AA+	AAA	HTM	8,535,819	4,361,135.75	4,437,647.01	4,530,347.82	92,700.81
2516	3138AXXQ9	FNMA AJ6086	FHLB	x	3.00	12/01/2026		AAA	AA+	AAA	HTM	4,400,000	2,780,135.42	2,824,359.35	2,852,210.43	27,851.09
3546	31410LKN1	FNMA 890501	FHLB		2.00	11/01/2027		AAA	AA+	AAA	HTM	11,250,000	10,015,276.05	10,228,593.52	9,702,799.44	(525,794.09)
Total for JACKSON COUNTY												60,427,652	22,129,719.80	22,479,466.00	22,357,889.11	(121,576.89)

Although the information in this report has been obtained from sources believed to be reliable, its accuracy cannot be guaranteed.

2/4/2014 1:01:34 PM

<u>INVESTMENTS</u>			12/31/2013				01/31/2014
NAME	ACC'T #	BALANCE	INTEREST	DEPOSIT	WITHDRAW	BALANCE	
Road & Bridge Precinct #1	1100	15,019.23	0.31			15,019.54	
Road & Bridge Precinct #2	1200	15,256.75	0.31			15,257.06	
Road & Bridge Precinct #3	1300	23,979.91	0.62			23,980.53	
Road & Bridge Precinct #4	1400	14,567.92	0.31			14,568.23	
General	1500	246,382.60	5.68			246,388.28	
Moore Seizure	7104	2,468.80				2,468.80	
DeLeon Seizure	7203	1,865.18				1,865.18	
Rojas Seizure	7210	10,906.50	0.31			10,906.81	
Ewing Seizure	7213	10,713.42	0.31			10,713.73	
Roman Seizure	7301	5,263.28				5,263.28	
Barron Seizure	7308	4,970.47				4,970.47	
Guerrero Seizure	7309	15,305.14	0.31			15,305.45	
Villareal Seizure #2	7319	1,903.66				1,903.66	
Villareal Seizure #3	7320	1,665.10				1,665.10	
Binning Heirs Trust Cause #4563	7406	2,224.09				2,224.09	
Cordele Church & Cemetery	7502	9,642.75	0.31		800.00	8,843.06	
Callis Receivership	7504	8,434.47	0.31			8,434.78	
TOTAL IN TEXPOOL		390,569.27	8.78	0.00	800.00	389,778.05	
AVERAGE INTEREST		0.0446%				0.0273%	
Texas CLASS		504,865.92	40.88			504,906.80	
AVERAGE INTEREST		0.1000%				0.1000%	
Transfer Station Certificate of Deposit	Prosperity	17,684.61				17,684.61	
Depository Money Market	Prosperity	4,392,031.47	1,616.85	1,410,000.00		5,803,648.32	
AVERAGE INTEREST		0.4000%				0.4000%	
DEPOSITORY BANK ACCOUNT INTEREST			1,160.24				
Cafeteria (Flexible Spending) Account		2,432.72		25,383.51	3,347.69	24,468.54	

This report is made in accordance with provisions of Government Code 2256 (Section 2256.023), the Public Funds Investment Act.

The investments held in the Jackson County portfolio comply with the Public Funds Investment Act and the County's investment policy and strategies.

This report is true and correct to the best of my knowledge and belief according to the records of this office.

Mary Horton