


**MINUTES OF COUNTY FINANCES**

**TREASURER'S REPORT**


IN THE MATTER OF COUNTY  
FINANCES IN THE HANDS OF  
MARY HORTON, TREASURER  
OF JACKSON COUNTY, TEXAS

COMMISSIONERS' COURT JACKSON  
COUNTY, TEXAS IN REGULAR  
SESSION SEPTEMBER TERM 2013


IN ACCORDANCE with Section 114.026, Local Government Code, we, the undersigned, constituting the entire Commissioners' Court of said County, certify that on the 23rd day of September 2013, at the Regular term of Court, we compared and examined the monthly report of Mary Horton, Treasurer of Jackson County, Texas, for August 2013, and finding the same correct, entered an order in the Minutes approving said report, which states total cash and other assets on hand as: \$10,078,367.11.




Dennis Simons, County Judge

  
Wayne Hunt, Commissioner Pct. 1  
Wayne Bubela, Commissioner Pct. 2  
Johnny E. Belicek, Commissioner Pct. 3  
Larry Deyton, Commissioner Pct. 4

SWORN TO AND SUBSCRIBED BEFORE ME, by Dennis Simons, County Judge, and County Commissioners of said Jackson County, each respectively, on this the 23rd day of September A.D., 2013.

  
Attest: Barbara Williams, County Clerk

FILED FOR RECORD THIS the 23rd day of September A.D., 2013, and recorded on the 23rd day of September A.D., 2013.

  
Barbara Williams, County Clerk and  
Ex-Officio Clerk of the Commissioners'  
Court in and for Jackson County, Texas.

By: \_\_\_\_\_  
Deputy

	BEGINNING BALANCE	TOTAL DEBITS	TOTAL CREDITS	ENDING BALANCE	AVERAGE DAILY BALANCE
<b>GENERAL</b>					
10 -000-1020 CHANGE FUND/PETT	141.00	0.00	0.00	141.00	141.00
10 -000-1030 CASH IN BANK	29,191.57	533,400.48	542,614.05CR	19,978.00	29,903.50CR
10 -000-1034 CASH IN BANK -	2,149.19	3,633.51	2,117.19CR	3,665.51	1,583.51
10 -000-1040 CASH IN TEX POOL	246,338.25	9.13	0.00	246,347.38	246,338.54
10 -000-1042 CASH IN TEXAS CL	504,663.38	43.98	0.00	504,707.36	504,664.80
10 -000-1045 CASH IN T BILLS	0.00	0.00	0.00	0.00	0.00
10 -000-1046 CASH IN C.D.'S	17,658.04	0.00	0.00	17,658.04	17,658.04
10 -000-1051 CASH IN ESCROW-L	0.00	0.00	0.00	0.00	0.00
10 -000-1060 CASH IN MONEY MA	7,091,773.97	2,403.56	260,000.00CR	6,834,177.53	7,075,077.31
<b>FUND 10 TOTAL</b>	<b>7,891,915.40</b>	<b>539,490.66</b>	<b>804,731.24CR</b>	<b>7,626,674.82</b>	<b>7,815,559.70</b>
<b>PERMANENT IMPROVEMENT</b>					
12 -000-1030 CASH IN BANK	287,167.26	109.17	9,169.00CR	278,107.43	281,900.07
12 -000-1040 CASH IN TEX POOL	0.00	0.00	0.00	0.00	0.00
<b>FUND 12 TOTAL</b>	<b>287,167.26</b>	<b>109.17</b>	<b>9,169.00CR</b>	<b>278,107.43</b>	<b>281,900.07</b>
<b>COMMISSARY TELEPHONE</b>					
15 -000-1030 CASH IN BANK	55,793.21	4,076.74	36,481.61CR	23,388.34	35,493.08
15 -000-1040 CASH IN TEXPOOL	0.00	0.00	0.00	0.00	0.00
<b>FUND 15 TOTAL</b>	<b>55,793.21</b>	<b>4,076.74</b>	<b>36,481.61CR</b>	<b>23,388.34</b>	<b>35,493.08</b>
<b>DISTRICT ATTORNEY-HOT CHK</b>					
17 -000-1030 CASH IN BANK	22,801.38	2,349.39	8,897.74CR	16,253.03	17,588.21
17 -000-1040 CASH IN TEX POOL	0.00	0.00	0.00	0.00	0.00
<b>FUND 17 TOTAL</b>	<b>22,801.38</b>	<b>2,349.39</b>	<b>8,897.74CR</b>	<b>16,253.03</b>	<b>17,588.21</b>
<b>ELECTIONS ADMINISTRATION</b>					
18 -000-1030 CASH IN BANK	138.92	0.00	0.00	138.92	138.92
<b>FUND 18 TOTAL</b>	<b>138.92</b>	<b>0.00</b>	<b>0.00</b>	<b>138.92</b>	<b>138.92</b>
<b>FORFEITURE-DIST ATTORNEY</b>					
19 -000-1030 CASH IN BANK	244,728.03	92.73	3,579.43CR	241,241.33	243,763.12
19 -000-1040 CASH IN TEXPOOL	0.00	0.00	0.00	0.00	0.00
<b>FUND 19 TOTAL</b>	<b>244,728.03</b>	<b>92.73</b>	<b>3,579.43CR</b>	<b>241,241.33</b>	<b>243,763.12</b>

	BEGINNING BALANCE	TOTAL DEBITS	TOTAL CREDITS	ENDING BALANCE	AVERAGE DAILY BALANCE
FORFEITURE--SHERIFF					
21 -000-1030	43,752.36	444.76	836.02CR	43,361.10	43,370.51
21 -000-1040	0.00	0.00	0.00	0.00	0.00
FUND 21 TOTAL	43,752.36	444.76	836.02CR	43,361.10	43,370.51
TECHNOLOGY FUND					
23 -000-1030	2,008.99	682.43	317.71CR	2,373.71	2,131.47
23 -000-1040	0.00	0.00	0.00	0.00	0.00
FUND 23 TOTAL	2,008.99	682.43	317.71CR	2,373.71	2,131.47
JUV PROB DISCRETIONARY					
24 -000-1030	8,144.57	101.00	2,543.00CR	5,702.57	6,971.12
FUND 24 TOTAL	8,144.57	101.00	2,543.00CR	5,702.57	6,971.12
JUVENILE PROBATION GRANTS					
25 -000-1030	26,020.06	2,822.39	6,501.14CR	22,341.31	23,589.12
25 -000-1040	0.00	0.00	0.00	0.00	0.00
FUND 25 TOTAL	26,020.06	2,822.39	6,501.14CR	22,341.31	23,589.12
LAW LIBRARY					
26 -000-1030	282.00	3,305.00	2,502.10CR	1,084.90	595.46
FUND 26 TOTAL	282.00	3,305.00	2,502.10CR	1,084.90	595.46
LEOSE-LAW ENF OFFICERS ED					
27 -000-1030	2,990.16	0.00	0.00	2,990.16	2,990.16
FUND 27 TOTAL	2,990.16	0.00	0.00	2,990.16	2,990.16
LIBRARY-MEMORIAL FUND					
28 -000-1030	58,192.61	142.39	459.74CR	57,875.26	58,011.00
28 -000-1040	0.00	0.00	0.00	0.00	0.00
FUND 28 TOTAL	58,192.61	142.39	459.74CR	57,875.26	58,011.00

	BEGINNING BALANCE	TOTAL DEBITS	TOTAL CREDITS	ENDING BALANCE	AVERAGE DAILY BALANCE
RECORDS MGT- COUNTY CLERK					
29 -000-1030 CASH IN BANK	60,687.61	4,140.00	2,158.54CR	62,669.07	61,010.63
29 -000-1040 CASH IN TEXPOOL	0.00	0.00	0.00	0.00	0.00
FUND 29 TOTAL	60,687.61	4,140.00	2,158.54CR	62,669.07	61,010.63
RECORDS MGT - COUNTY					
30 -000-1030 CASH IN BANK	32,744.13	746.59	1,125.00CR	32,365.72	32,219.33
30 -000-1040 CASH IN TEXPOOL	0.00	0.00	0.00	0.00	0.00
FUND 30 TOTAL	32,744.13	746.59	1,125.00CR	32,365.72	32,219.33
RECORDS MGT - DIST CLERK					
31 -000-1030 CASH IN BANK	4,625.29	540.87	931.33CR	4,234.83	4,323.72
31 -000-1040 CASH IN TEXPOOL	0.00	0.00	0.00	0.00	0.00
FUND 31 TOTAL	4,625.29	540.87	931.33CR	4,234.83	4,323.72
SECURITY FUND					
32 -000-1030 CASH IN BANK	81,984.66	1,290.43	2,702.23CR	80,572.86	81,607.89
32 -000-1040 CASH IN TEXPOOL	0.00	0.00	0.00	0.00	0.00
FUND 32 TOTAL	81,984.66	1,290.43	2,702.23CR	80,572.86	81,607.89
CHILD ABUSE PREVENTION					
34 -000-1030 CASH IN BANK	1,965.00	100.00	0.00	2,065.00	2,019.68
FUND 34 TOTAL	1,965.00	100.00	0.00	2,065.00	2,019.68
CHILD WELFARE					
35 -000-1030 CASH IN BANK	9,588.21	3.68	0.00	9,591.89	9,590.11
35 -000-1040 CASH IN TEXPOOL	0.00	0.00	0.00	0.00	0.00
FUND 35 TOTAL	9,588.21	3.68	0.00	9,591.89	9,590.11
HISTORICAL COMMISSION					
36 -000-1030 CASH IN BANK	33,109.37	12.83	0.00	33,122.20	33,116.05
36 -000-1040 CASH IN TEX POOL	0.00	0.00	0.00	0.00	0.00
FUND 36 TOTAL	33,109.37	12.83	0.00	33,122.20	33,116.05

	BEGINNING BALANCE	TOTAL DEBITS	TOTAL CREDITS	ENDING BALANCE	AVERAGE DAILY BALANCE
MEDIATION FUND					
37 -000-1030	1,450.00	0.00	0.00	1,450.00	1,450.00
FUND 37 TOTAL	1,450.00	0.00	0.00	1,450.00	1,450.00
HIGHWAY					
40 -000-1030	22,630.50	11,504.20	0.00	34,134.70	28,984.94
FUND 40 TOTAL	22,630.50	11,504.20	0.00	34,134.70	28,984.94
ROAD & BRIDGE GEN NO. 1					
41 -000-1030	263,670.07	139.64	25,213.57CR	238,596.14	252,549.16
41 -000-1040	15,016.42	0.57	0.00	15,016.99	15,016.44
FUND 41 TOTAL	278,686.49	140.21	25,213.57CR	253,613.13	267,565.60
ROAD & BRIDGE GEN NO. 2					
42 -000-1030	305,237.72	96,613.28	61,837.01CR	340,013.99	331,494.14
42 -000-1040	15,253.89	0.57	0.00	15,254.46	15,253.91
FUND 42 TOTAL	320,491.61	96,613.85	61,837.01CR	355,268.45	346,748.05
ROAD & BRIDGE GEN NO. 3					
43 -000-1030	89,575.25	220.30	52,410.06CR	37,385.49	59,887.82
43 -000-1040	23,975.68	0.86	0.00	23,976.54	23,975.71
FUND 43 TOTAL	113,550.93	221.16	52,410.06CR	61,362.03	83,863.53
ROAD & BRIDGE GEN NO. 4					
44 -000-1030	327,799.27	121.66	84,776.81CR	243,144.12	281,392.52
44 -000-1040	14,565.27	0.54	0.00	14,565.81	14,565.29
FUND 44 TOTAL	342,364.54	122.20	84,776.81CR	257,709.93	295,957.81
ROAD & BRIDGE LATERAL RD					
45 -000-1030	10,482.37	0.00	10,482.37CR	0.00	6,086.54
FUND 45 TOTAL	10,482.37	0.00	10,482.37CR	0.00	6,086.54

	BEGINNING BALANCE	TOTAL DEBITS	TOTAL CREDITS	ENDING BALANCE	AVERAGE DAILY BALANCE
PCT#1 EQUIPMENT REPLACMNT					
50 -000-1030 CASH IN BANK	0.95	0.00	0.00	0.95	0.95
50 -000-1040 CASH IN TEX POOL	0.00	0.00	0.00	0.00	0.00
FUND 50 TOTAL	0.95	0.00	0.00	0.95	0.95
PCT#2 EQUIPMENT REPLACMNT					
51 -000-1030 CASH IN BANK	0.00	0.00	0.00	0.00	0.00
51 -000-1040 CASH IN TEX POOL	0.00	0.00	0.00	0.00	0.00
FUND 51 TOTAL	0.00	0.00	0.00	0.00	0.00
PCT#3 EQUIPMENT REPLACMNT					
52 -000-1030 CASH IN BANK	22,921.04	4.39	68,143.06CR	45,217.63CR	21,035.36CR
52 -000-1040 CASH IN TEX POOL	0.00	0.00	0.00	0.00	0.00
FUND 52 TOTAL	22,921.04	4.39	68,143.06CR	45,217.63CR	21,035.36CR
PCT#4 EQUIPMENT REPLACMNT					
53 -000-1030 CASH IN BANK	75,656.66	29.03	0.00	75,685.69	75,671.62
53 -000-1040 CASH IN TEX POOL	0.00	0.00	0.00	0.00	0.00
FUND 53 TOTAL	75,656.66	29.03	0.00	75,685.69	75,671.62
CONSTRUCTION GRANTS					
55 -000-1030 CASH IN BANK	0.00	42,864.00	42,864.00CR	0.00	9,678.97
55 -000-1050 CASH-COMMUNITY A	0.00	0.00	0.00	0.00	0.00
FUND 55 TOTAL	0.00	42,864.00	42,864.00CR	0.00	9,678.97
GAURITZ CAMP FUND					
56 -000-1030 CASH IN BANK	11,350.81	4.35	0.00	11,355.16	11,353.05
56 -000-1040 CASH IN TEXPOOL	0.00	0.00	0.00	0.00	0.00
FUND 56 TOTAL	11,350.81	4.35	0.00	11,355.16	11,353.05
ABANDONED MOTOR VEHICLE					
57 -000-1030 CASH IN BANK	29,738.43	0.00	709.90CR	29,028.53	29,309.84
57 -000-1040 CASH IN TEXPOOL	0.00	0.00	0.00	0.00	0.00
57 -000-1055 CASH IN BANK - A	3,359.16	0.00	0.00	3,359.16	3,359.16
FUND 57 TOTAL	33,097.59	0.00	709.90CR	32,387.69	32,669.00

	BEGINNING BALANCE	TOTAL DEBITS	TOTAL CREDITS	ENDING BALANCE	AVERAGE DAILY BALANCE
COASTAL IMPCT ASSISTANCE					
72 -000-1030 CASH IN BANK	4,154.55CR	10,659.50	10,659.50CR	4,154.55CR	5,029.84CR
FUND 72 TOTAL	4,154.55CR	10,659.50	10,659.50CR	4,154.55CR	5,029.84CR
AIRPORT					
80 -000-1030 CASH IN BANK	23,176.59	9.12	0.00	23,185.71	23,181.40
80 -000-1032 CLEARING	0.00	0.00	0.00	0.00	0.00
80 -000-1040 CASH IN TEXPOOL	0.00	0.00	0.00	0.00	0.00
FUND 80 TOTAL	23,176.59	9.12	0.00	23,185.71	23,181.40
JAIL COMMISSARY					
81 -000-1030 CASH IN BANK	2,786.57	748.53	828.42CR	2,706.68	3,176.39
81 -000-1040 CASH IN TEXPOOL	0.00	0.00	0.00	0.00	0.00
FUND 81 TOTAL	2,786.57	748.53	828.42CR	2,706.68	3,176.39
STATE FEES					
88 -000-1030 CASH IN BANK	32,027.13	32,599.81	9,297.87CR	55,329.07	43,625.46
FUND 88 TOTAL	32,027.13	32,599.81	9,297.87CR	55,329.07	43,625.46
TRUST INVESTMENT					
89 -000-1020 CASH- WILBREZE	0.00	0.00	0.00	0.00	0.00
89 -000-1030 CASH IN BANK	1,018.00	201,400.90	0.00	202,418.90	77,236.41
89 -000-1040 CASH IN TEXPOOL	75,428.06	2.47	0.00	75,430.53	75,428.14
89 -000-1061 CASH IN MONEY MA	195,958.25	38.65	195,996.90CR	0.00	120,103.44
FUND 89 TOTAL	272,404.31	201,442.02	195,996.90CR	277,849.43	272,767.99
DISTRICT CLERK RESRV ACCT					
90 -000-1030 CASH IN BANK	123,889.26	15,701.96	45.00CR	139,546.22	124,890.87
90 -000-1040 CASH IN TEXPOOL	0.00	0.00	0.00	0.00	0.00
FUND 90 TOTAL	123,889.26	15,701.96	45.00CR	139,546.22	124,890.87
CNTYWIDE DRAINAGE DIST					
92 -000-1030 CASH IN BANK	0.00	10,299.90	10,299.90CR	0.00	4,651.57
92 -000-1040 CASH IN TEXPOOL	0.00	0.00	0.00	0.00	0.00
FUND 92 TOTAL	0.00	10,299.90	10,299.90CR	0.00	4,651.57
REPORT TOTALS	10,551,452.02	983,415.29	1,456,500.20CR	10,078,367.11	10,362,247.89



EL CAMPO, TX

# Pledge Security Listing

August 31, 2013



ID	CUSIP	Description	Safekeeping Location	Safekeeping Receipt	Coupon	Maturity Date	Call Date	Moody	S&P	Fitch	FASB115	Face Amount	Current Par	Current Book Value	Market Value	Gain(Loss)
<b>JACKSON COUNTY</b>																
863	31335HQ30	FHLMC C90474	FHLB	xxx	7.00	08/01/2021		AAA	AA+	AAA	HTM	1,057,687	16,572.78	16,579.94	18,519.50	1,939.56
1115	31400EFU9	FNMA 685179	FHLB	xxx	5.00	03/01/2018		AAA	AA+	AAA	HTM	9,500,000	805,199.96	805,891.95	855,070.37	49,178.42
2047	3128MBNA1	FHLMC G12885	FHLB	x	5.00	06/01/2021		AAA	AA+	AAA	HTM	8,737,093	1,438,758.63	1,438,702.39	1,552,684.14	113,981.74
2412	3128MBTJ6	FHLMC G13053	FHLB	x	4.50	04/01/2023		AAA	AA+	AAA	HTM	13,200,000	1,715,789.59	1,725,038.22	1,808,613.81	83,575.59
2473	31416XHX1	FNMA AB2045	FHLB	x	3.50	01/01/2021		AAA	AA+	AAA	HTM	3,747,053	1,793,984.13	1,805,490.63	1,871,304.84	65,814.21
2493	31417ADJ5	FNMA AB3704	FHLB	x	3.00	10/01/2021		AAA	AA+	AAA	HTM	8,535,819	4,885,854.65	4,985,148.54	5,030,964.54	45,815.99
2516	3138AXXQ9	FNMA AJ6086	FHLB	x	3.00	12/01/2026		AAA	AA+	AAA	HTM	4,400,000	2,957,054.67	3,008,760.36	3,006,141.78	(2,618.58)
3546	31410LKN1	FNMA 890501	FHLB		2.00	11/01/2027		AAA	AA+	AAA	HTM	11,250,000	10,473,226.43	10,713,628.63	10,015,546.43	(698,082.20)
<b>Total for JACKSON COUNTY</b>												<b>60,427,652</b>	<b>24,086,440.83</b>	<b>24,499,240.67</b>	<b>24,158,845.41</b>	<b>(340,395.26)</b>

Although the information in this report has been obtained from sources believed to be reliable, its accuracy cannot be guaranteed.

8/29/2013 3:16:05 PM



<u>INVESTMENTS</u>			07/31/2013				08/31/2013
	NAME	ACC'T #	BALANCE	INTEREST	DEPOSIT	WITHDRAW	BALANCE
	Road & Bridge Precinct #1	1100	15,016.42	0.57			15,016.99
	Road & Bridge Precinct #2	1200	15,253.89	0.57			15,254.46
	Road & Bridge Precinct #3	1300	23,975.68	0.86			23,976.54
	Road & Bridge Precinct #4	1400	14,565.27	0.54			14,565.81
	General	1500	246,338.25	9.13			246,347.38
	Moore Seizure	7104	2,468.78				2,468.78
	DeLeon Seizure	7203	1,865.18				1,865.18
	Rojas Seizure	7210	10,904.75	0.37			10,905.12
	Ewing Seizure	7213	10,711.67	0.37			10,712.04
	Roman Seizure	7301	5,261.92	0.26			5,262.18
	Barron Seizure	7308	4,969.28	0.26			4,969.54
	Guerrero Seizure	7309	15,302.28	0.57			15,302.85
	Villareal Seizure #2	7319	1,903.66				1,903.66
	Villareal Seizure #3	7320	1,665.10				1,665.10
	Binning Heirs Trust Cause #4563	7406	2,224.09				2,224.09
	Cordele Church & Cemetery	7502	9,641.10	0.33			9,641.43
	Callis Receivership	7504	8,510.25	0.31			8,510.56
	<b>TOTAL IN TEXPOOL</b>		<b>390,577.57</b>	<b>14.14</b>	<b>0.00</b>	<b>0.00</b>	<b>390,591.71</b>
	AVERAGE INTEREST		0.0531%				0.0437%
	<b>Texas CLASS</b>		<b>504,663.38</b>	<b>43.98</b>			<b>504,707.36</b>
	AVERAGE INTEREST		0.1400%				0.1000%
	<b>Transfer Station Certificate of Deposit</b>	<b>Prosperity</b>	<b>17,658.04</b>				<b>17,658.04</b>
	<b>DPS-Jalomo Seizure</b>	<b>Prosperity</b>	<b>195,958.25</b>	<b>38.65</b>		<b>195,996.90</b>	<b>0.00</b>
			0.4000%				0.3800%
	<b>Depository Money Market</b>	<b>Prosperity</b>	<b>7,091,773.97</b>	<b>2,403.56</b>			<b>7,094,177.53</b>
			0.4000%				0.4000%
	<b>DEPOSITORY BANK ACCOUNT INTEREST</b>			<b>760.81</b>			
	<b>Cafeteria (Flexible Spending) Account</b>		<b>6,357.35</b>			<b>1,556.33</b>	<b>4,801.02</b>

This report is made in accordance with provisions of Government Code 2256 (Section 2256.023), the Public Funds Investment Act.

The investments held in the Jackson County portfolio comply with the Public Funds Investment Act and the County's investment policy and strategies.

This report is true and correct to the best of my knowledge and belief according to the records of this office.

Respectfully Submitted,



Mary Horton, CCT