


**MINUTES OF COUNTY FINANCES  
TREASURER'S REPORT**

IN THE MATTER OF COUNTY  
FINANCES IN THE HANDS OF  
MARY HORTON, TREASURER  
OF JACKSON COUNTY, TEXAS


COMMISSIONERS' COURT JACKSON  
COUNTY, TEXAS IN REGULAR  
SESSION APRIL TERM 2013

IN ACCORDANCE with Section 114.026, Local Government Code, we, the undersigned, constituting the entire Commissioners' Court of said County, certify that on the 22nd day of April 2013, at the Regular term of Court, we compared and examined the monthly report of Mary Horton, Treasurer of Jackson County, Texas, for March 2013, and finding the same correct, entered an order in the Minutes approving said report, which states total cash and other assets on hand as: \$12,275,437.30.

  
Dennis Simons, County Judge


  
Wayne Hunt, Commissioner Pct. 1

  
Wayne Bubela, Commissioner Pct. 2


  
Johnny E. Belicek, Commissioner Pct. 3

  
Larry Deyton, Commissioner Pct. 4

SWORN TO AND SUBSCRIBED BEFORE ME, by Dennis Simons, County Judge, and County Commissioners of said Jackson County, each respectively, on this the 22nd day of April A.D., 2013.

  
Attest: Barbara Williams, County Clerk

FILED FOR RECORD THIS the 22nd day of April A.D., 2013, and recorded on the 22nd day of April A.D., 2013.

  
Barbara Williams, County Clerk and  
Ex-Officio Clerk of the Commissioners'  
Court in and for Jackson County, Texas.

By: \_\_\_\_\_  
Deputy

		BEGINNING BALANCE	TOTAL DEBITS	TOTAL CREDITS	ENDING BALANCE	AVERAGE DAILY BALANCE
<b>GENERAL</b>						
10 -000-1020	CHANGE FUND/PETT	141.00	0.00	0.00	141.00	141.00
10 -000-1030	CASH IN BANK	168,467.49	902,115.23	1,509,749.78CR	439,167.06CR	122,854.92
10 -000-1034	CASH IN BANK -	2,336.19	2,438.64	2,052.19CR	2,722.64	1,831.30
10 -000-1040	CASH IN TEX POOL	246,252.13	23.05	0.00	246,275.18	246,254.01
10 -000-1042	CASH IN TEXAS CL	504,329.66	73.55	0.00	504,403.21	504,332.03
10 -000-1045	CASH IN T BILLS	0.00	0.00	0.00	0.00	0.00
10 -000-1046	CASH IN C.D.'S	17,631.67	13.03	0.00	17,644.70	17,640.50
10 -000-1051	CASH IN ESCROW-L	980.98	0.00	0.00	980.98	980.98
10 -000-1060	CASH IN MONEY MA	7,620,517.57	1,010,180.94	0.00	8,630,698.51	7,991,813.73
	<b>FUND 10 TOTAL</b>	<b>8,560,656.69</b>	<b>1,914,844.44</b>	<b>1,511,801.97CR</b>	<b>8,963,699.16</b>	<b>8,885,848.47</b>
<b>SALES TAX</b>						
11 -000-1030	CASH IN BANK	0.00	0.00	0.00	0.00	0.00
11 -000-1040	CASH IN TEX POOL	0.00	0.00	0.00	0.00	0.00
	<b>FUND 11 TOTAL</b>	<b>0.00</b>	<b>0.00</b>	<b>0.00</b>	<b>0.00</b>	<b>0.00</b>
<b>PERMANENT IMPROVEMENT</b>						
12 -000-1030	CASH IN BANK	285,169.27	134.03	0.00	285,303.30	285,173.59
12 -000-1040	CASH IN TEX POOL	1,025.64	0.00	0.00	1,025.64	1,025.64
	<b>FUND 12 TOTAL</b>	<b>286,194.91</b>	<b>134.03</b>	<b>0.00</b>	<b>286,328.94</b>	<b>286,199.23</b>
<b>COMMISSARY TELEPHONE</b>						
15 -000-1030	CASH IN BANK	34,158.79	3,777.14	6,652.87CR	31,283.06	31,854.84
15 -000-1040	CASH IN TEXPOOL	4,000.28	0.31	0.28CR	4,000.31	4,000.01
	<b>FUND 15 TOTAL</b>	<b>38,159.07</b>	<b>3,777.45</b>	<b>6,653.15CR</b>	<b>35,283.37</b>	<b>35,854.85</b>
<b>COURT REPORTER SERVICES</b>						
16 -000-1030	CASH IN BANK	0.00	0.00	0.00	0.00	0.00
	<b>FUND 16 TOTAL</b>	<b>0.00</b>	<b>0.00</b>	<b>0.00</b>	<b>0.00</b>	<b>0.00</b>
<b>DISTRICT ATTORNEY-HOT CHK</b>						
17 -000-1030	CASH IN BANK	17,481.91	0.00	11.39CR	17,470.52	17,480.31
17 -000-1040	CASH IN TEX POOL	0.00	0.00	0.00	0.00	0.00
	<b>FUND 17 TOTAL</b>	<b>17,481.91</b>	<b>0.00</b>	<b>11.39CR</b>	<b>17,470.52</b>	<b>17,480.31</b>

	BEGINNING BALANCE	TOTAL DEBITS	TOTAL CREDITS	ENDING BALANCE	AVERAGE DAILY BALANCE
ELECTIONS ADMINISTRATION					
18 -000-1030 CASH IN BANK	138.92	0.00	0.00	138.92	138.92
FUND 18 TOTAL	<u>138.92</u>	<u>0.00</u>	<u>0.00</u>	<u>138.92</u>	<u>138.92</u>
FORFEITURE-DIST ATTORNEY					
19 -000-1030 CASH IN BANK	69,073.51	744.59	6,173.64CR	63,644.46	65,978.66
19 -000-1040 CASH IN TEXPOOL	9,042.90	0.81	0.00	9,043.71	9,042.93
FUND 19 TOTAL	<u>78,116.41</u>	<u>745.40</u>	<u>6,173.64CR</u>	<u>72,688.17</u>	<u>75,021.59</u>
CAPITAL MURDER					
20 -000-1030 CASH IN BANK	0.00	0.00	0.00	0.00	0.00
20 -000-1040 CASH IN TEXPOOL	0.00	0.00	0.00	0.00	0.00
FUND 20 TOTAL	<u>0.00</u>	<u>0.00</u>	<u>0.00</u>	<u>0.00</u>	<u>0.00</u>
FORFEITURE-SHERIFF					
21 -000-1030 CASH IN BANK	36,872.25	4,655.68	417.47CR	41,110.46	39,324.02
21 -000-1040 CASH IN TEXPOOL	5,646.68	0.52	0.00	5,647.20	5,646.70
FUND 21 TOTAL	<u>42,518.93</u>	<u>4,656.20</u>	<u>417.47CR</u>	<u>46,757.66</u>	<u>44,970.72</u>
HEALTH					
22 -000-1020 CHANGE FUND/PETT	0.00	0.00	0.00	0.00	0.00
22 -000-1030 CASH IN BANK	0.00	0.00	0.00	0.00	0.00
22 -000-1040 CASH IN TEXPOOL	0.00	0.00	0.00	0.00	0.00
FUND 22 TOTAL	<u>0.00</u>	<u>0.00</u>	<u>0.00</u>	<u>0.00</u>	<u>0.00</u>
TECHNOLOGY FUND					
23 -000-1030 CASH IN BANK	465.77CR	1,114.50	363.91CR	284.82	113.25CR
23 -000-1040 CASH IN TEXPOOL	0.00	0.00	0.00	0.00	0.00
FUND 23 TOTAL	<u>465.77CR</u>	<u>1,114.50</u>	<u>363.91CR</u>	<u>284.82</u>	<u>113.25CR</u>
JUV PROB DISCRETIONARY					
24 -000-1030 CASH IN BANK	6,971.10	170.00	0.00	7,141.10	7,066.58
FUND 24 TOTAL	<u>6,971.10</u>	<u>170.00</u>	<u>0.00</u>	<u>7,141.10</u>	<u>7,066.58</u>

		BEGINNING BALANCE	TOTAL DEBITS	TOTAL CREDITS	ENDING BALANCE	AVERAGE DAILY BALANCE
JUVENILE PROBATION GRANTS						
25 -000-1030	CASH IN BANK	20,560.13	10,207.73	8,955.11CR	21,812.75	18,566.14
25 -000-1040	CASH IN TEXPOOL	2,084.15	0.31	0.00	2,084.46	2,084.16
FUND 25	TOTAL	<u>22,644.28</u>	<u>10,208.04</u>	<u>8,955.11CR</u>	<u>23,897.21</u>	<u>20,650.30</u>
LAW LIBRARY						
26 -000-1030	CASH IN BANK	5,383.00	560.00	1,369.60CR	4,573.40	4,920.19
FUND 26	TOTAL	<u>5,383.00</u>	<u>560.00</u>	<u>1,369.60CR</u>	<u>4,573.40</u>	<u>4,920.19</u>
LEOSE-LAW ENF OFFICERS ED						
27 -000-1030	CASH IN BANK	4,016.13	0.00	0.00	4,016.13	4,016.13
FUND 27	TOTAL	<u>4,016.13</u>	<u>0.00</u>	<u>0.00</u>	<u>4,016.13</u>	<u>4,016.13</u>
LIBRARY-MEMORIAL FUND						
28 -000-1030	CASH IN BANK	53,779.67	2,861.98	528.31CR	56,113.34	55,270.33
28 -000-1040	CASH IN TEXPOOL	2,126.20	0.31	0.00	2,126.51	2,126.21
FUND 28	TOTAL	<u>55,905.87</u>	<u>2,862.29</u>	<u>528.31CR</u>	<u>58,239.85</u>	<u>57,396.54</u>
RECORDS MGT- COUNTY CLERK						
29 -000-1030	CASH IN BANK	58,138.63	2,580.00	5,615.59CR	55,103.04	55,679.96
29 -000-1040	CASH IN TEXPOOL	2,600.24	0.31	0.24CR	2,600.31	2,600.01
FUND 29	TOTAL	<u>60,738.87</u>	<u>2,580.31</u>	<u>5,615.83CR</u>	<u>57,703.35</u>	<u>58,279.97</u>
RECORDS MGT - COUNTY						
30 -000-1030	CASH IN BANK	30,086.46	1,142.80	2.48CR	31,226.78	30,412.52
30 -000-1040	CASH IN TEXPOOL	0.00	0.00	0.00	0.00	0.00
FUND 30	TOTAL	<u>30,086.46</u>	<u>1,142.80</u>	<u>2.48CR</u>	<u>31,226.78</u>	<u>30,412.52</u>
RECORDS MGT - DIST CLERK						
31 -000-1030	CASH IN BANK	4,968.18	389.50	203.27CR	5,154.41	4,939.78
31 -000-1040	CASH IN TEXPOOL	0.00	0.00	0.00	0.00	0.00
FUND 31	TOTAL	<u>4,968.18</u>	<u>389.50</u>	<u>203.27CR</u>	<u>5,154.41</u>	<u>4,939.78</u>

		BEGINNING BALANCE	TOTAL DEBITS	TOTAL CREDITS	ENDING BALANCE	AVERAGE DAILY BALANCE
SECURITY FUND						
32 -000-1030	CASH IN BANK	79,524.16	1,518.64	2,630.47CR	78,412.33	78,672.15
32 -000-1040	CASH IN TEXPOOL	5,000.37	0.46	0.37CR	5,000.46	5,000.01
FUND 32	TOTAL	<u>84,524.53</u>	<u>1,519.10</u>	<u>2,630.84CR</u>	<u>83,412.79</u>	<u>83,672.16</u>
APPELLATE JUDICIAL SYSTEM						
33 -000-1030	CASH IN BANK	0.00	0.00	0.00	0.00	0.00
FUND 33	TOTAL	<u>0.00</u>	<u>0.00</u>	<u>0.00</u>	<u>0.00</u>	<u>0.00</u>
CHILD ABUSE PREVENTION						
34 -000-1030	CASH IN BANK	1,345.00	171.00	0.00	1,516.00	1,430.45
FUND 34	TOTAL	<u>1,345.00</u>	<u>171.00</u>	<u>0.00</u>	<u>1,516.00</u>	<u>1,430.45</u>
CHILD WELFARE						
35 -000-1030	CASH IN BANK	5,377.63	2.53	0.00	5,380.16	5,377.71
35 -000-1040	CASH IN TEXPOOL	4,200.86	0.31	0.00	4,201.17	4,200.87
FUND 35	TOTAL	<u>9,578.49</u>	<u>2.84</u>	<u>0.00</u>	<u>9,581.33</u>	<u>9,578.58</u>
HISTORICAL COMMISSION						
36 -000-1030	CASH IN BANK	30,632.99	14.40	0.00	30,647.39	30,633.45
36 -000-1040	CASH IN TEX POOL	3,505.86	0.31	0.00	3,506.17	3,505.87
FUND 36	TOTAL	<u>34,138.85</u>	<u>14.71</u>	<u>0.00</u>	<u>34,153.56</u>	<u>34,139.32</u>
MEDIATION FUND						
37 -000-1030	CASH IN BANK	1,450.00	0.00	0.00	1,450.00	1,450.00
FUND 37	TOTAL	<u>1,450.00</u>	<u>0.00</u>	<u>0.00</u>	<u>1,450.00</u>	<u>1,450.00</u>
JURY						
38 -000-1030	CASH IN BANK	0.00	0.00	0.00	0.00	0.00
FUND 38	TOTAL	<u>0.00</u>	<u>0.00</u>	<u>0.00</u>	<u>0.00</u>	<u>0.00</u>
HIGHWAY						
40 -000-1030	CASH IN BANK	318,181.97CR	114,756.07	0.00	203,425.90CR	255,436.42CR
FUND 40	TOTAL	<u>318,181.97CR</u>	<u>114,756.07</u>	<u>0.00</u>	<u>203,425.90CR</u>	<u>255,436.42CR</u>

		BEGINNING BALANCE	TOTAL DEBITS	TOTAL CREDITS	ENDING BALANCE	AVERAGE DAILY BALANCE
ROAD & BRIDGE GEN NO. 1						
41 -000-1030	CASH IN BANK	663,598.65	284.47	96,118.51CR	567,764.61	605,213.08
41 -000-1040	CASH IN TEX POOL	15,011.57	1.39	0.00	15,012.96	15,011.61
FUND 41	TOTAL	<u>678,610.22</u>	<u>285.86</u>	<u>96,118.51CR</u>	<u>582,777.57</u>	<u>620,224.69</u>
ROAD & BRIDGE GEN NO. 2						
42 -000-1030	CASH IN BANK	354,759.76	287.68	32,189.88CR	322,857.56	339,724.93
42 -000-1040	CASH IN TEXPOOL	15,248.91	1.41	0.00	15,250.32	15,248.96
FUND 42	TOTAL	<u>370,008.67</u>	<u>289.09</u>	<u>32,189.88CR</u>	<u>338,107.88</u>	<u>354,973.89</u>
ROAD & BRIDGE GEN NO. 3						
43 -000-1030	CASH IN BANK	210,792.57	593.60	24,849.66CR	186,536.51	199,122.88
43 -000-1040	CASH IN TEX POOL	23,967.86	2.12	0.00	23,969.98	23,967.93
FUND 43	TOTAL	<u>234,760.43</u>	<u>595.72</u>	<u>24,849.66CR</u>	<u>210,506.49</u>	<u>223,090.81</u>
ROAD & BRIDGE GEN NO. 4						
44 -000-1030	CASH IN BANK	590,621.48	307.06	45,290.10CR	545,638.44	568,187.12
44 -000-1040	CASH IN TEX POOL	14,560.64	1.31	0.00	14,561.95	14,560.68
FUND 44	TOTAL	<u>605,182.12</u>	<u>308.37</u>	<u>45,290.10CR</u>	<u>560,200.39</u>	<u>582,747.80</u>
ROAD & BRIDGE LATERAL RD						
45 -000-1030	CASH IN BANK	20,964.73	0.00	0.00	20,964.73	20,964.73
FUND 45	TOTAL	<u>20,964.73</u>	<u>0.00</u>	<u>0.00</u>	<u>20,964.73</u>	<u>20,964.73</u>
PCT#1 BRIDGE REPLACEMENT						
46 -000-1030	CASH IN BANK	0.00	0.00	0.00	0.00	0.00
46 -000-1040	CASH IN TEX POOL	0.00	0.00	0.00	0.00	0.00
FUND 46	TOTAL	<u>0.00</u>	<u>0.00</u>	<u>0.00</u>	<u>0.00</u>	<u>0.00</u>
PCT#2 BRIDGE REPLACEMENT						
47 -000-1030	CASH IN BANK	0.00	0.00	0.00	0.00	0.00
47 -000-1040	CASH IN TEX POOL	0.00	0.00	0.00	0.00	0.00
FUND 47	TOTAL	<u>0.00</u>	<u>0.00</u>	<u>0.00</u>	<u>0.00</u>	<u>0.00</u>

		BEGINNING BALANCE	TOTAL DEBITS	TOTAL CREDITS	ENDING BALANCE	AVERAGE DAILY BALANCE
PCT#3 BRIDGE REPLACEMENT						
48 -000-1030	CASH IN BANK	0.00	0.00	0.00	0.00	0.00
48 -000-1040	CASH IN TEX POOL	0.00	0.00	0.00	0.00	0.00
FUND 48	TOTAL	<u>0.00</u>	<u>0.00</u>	<u>0.00</u>	<u>0.00</u>	<u>0.00</u>
PCT#4 BRIDGE REPLACEMENT						
49 -000-1030	CASH IN BANK	0.00	0.00	0.00	0.00	0.00
49 -000-1040	CASH IN TEX POOL	0.00	0.00	0.00	0.00	0.00
FUND 49	TOTAL	<u>0.00</u>	<u>0.00</u>	<u>0.00</u>	<u>0.00</u>	<u>0.00</u>
PCT#1 EQUIPMENT REPLACMNT						
50 -000-1030	CASH IN BANK	0.95	0.00	0.00	0.95	0.95
50 -000-1040	CASH IN TEX POOL	0.00	0.00	0.00	0.00	0.00
FUND 50	TOTAL	<u>0.95</u>	<u>0.00</u>	<u>0.00</u>	<u>0.95</u>	<u>0.95</u>
PCT#2 EQUIPMENT REPLACMNT						
51 -000-1030	CASH IN BANK	0.00	0.00	0.00	0.00	0.00
51 -000-1040	CASH IN TEX POOL	0.00	0.00	0.00	0.00	0.00
FUND 51	TOTAL	<u>0.00</u>	<u>0.00</u>	<u>0.00</u>	<u>0.00</u>	<u>0.00</u>
PCT#3 EQUIPMENT REPLACMNT						
52 -000-1030	CASH IN BANK	26,731.83	12.56	0.00	26,744.39	26,732.24
52 -000-1040	CASH IN TEX POOL	0.00	0.00	0.00	0.00	0.00
FUND 52	TOTAL	<u>26,731.83</u>	<u>12.56</u>	<u>0.00</u>	<u>26,744.39</u>	<u>26,732.24</u>
PCT#4 EQUIPMENT REPLACMNT						
53 -000-1030	CASH IN BANK	70,801.72	33.28	0.00	70,835.00	70,802.79
53 -000-1040	CASH IN TEX POOL	4,741.85	0.32	0.00	4,742.17	4,741.86
FUND 53	TOTAL	<u>75,543.57</u>	<u>33.60</u>	<u>0.00</u>	<u>75,577.17</u>	<u>75,544.65</u>
CONSTRUCTION GRANTS						
55 -000-1030	CASH IN BANK	49,834.75CR	0.00	0.00	49,834.75CR	49,834.75CR
55 -000-1050	CASH-COMMUNITY A	0.00	0.00	0.00	0.00	0.00
FUND 55	TOTAL	<u>49,834.75CR</u>	<u>0.00</u>	<u>0.00</u>	<u>49,834.75CR</u>	<u>49,834.75CR</u>

		BEGINNING BALANCE	TOTAL DEBITS	TOTAL CREDITS	ENDING BALANCE	AVERAGE DAILY BALANCE
MAURITZ CAMP FUND						
56 -000-1030	CASH IN BANK	10,392.16	4.88	0.00	10,397.04	10,392.32
56 -000-1040	CASH IN TEXPOOL	942.24	0.00	0.00	942.24	942.24
FUND 56	TOTAL	<u>11,334.40</u>	<u>4.88</u>	<u>0.00</u>	<u>11,339.28</u>	<u>11,334.56</u>
ABANDONED MOTOR VEHICLE						
57 -000-1030	CASH IN BANK	6,864.25	0.00	304.00CR	6,560.25	6,658.31
57 -000-1040	CASH IN TEXPOOL	4,122.49	0.31	0.28CR	4,122.52	4,122.22
57 -000-1055	CASH IN BANK - A	1,000.00	0.00	0.00	1,000.00	1,000.00
FUND 57	TOTAL	<u>11,986.74</u>	<u>0.31</u>	<u>304.28CR</u>	<u>11,682.77</u>	<u>11,780.53</u>
RECYCLING GRANT						
58 -000-1030	CASH IN BANK	0.00	0.00	0.00	0.00	0.00
FUND 58	TOTAL	<u>0.00</u>	<u>0.00</u>	<u>0.00</u>	<u>0.00</u>	<u>0.00</u>
TIFB GRANT						
59 -000-1030	CASH IN BANK	0.00	0.00	0.00	0.00	0.00
FUND 59	TOTAL	<u>0.00</u>	<u>0.00</u>	<u>0.00</u>	<u>0.00</u>	<u>0.00</u>
COASTAL IMPCT ASSISTANCE						
72 -000-1030	CASH IN BANK	9,500.52	16,151.93	15,961.50CR	9,690.95	9,047.06
FUND 72	TOTAL	<u>9,500.52</u>	<u>16,151.93</u>	<u>15,961.50CR</u>	<u>9,690.95</u>	<u>9,047.06</u>
AIRPORT						
80 -000-1030	CASH IN BANK	914.07	20,509.13	36.88CR	21,386.32	19,421.04
80 -000-1032	CLEARING	0.00	0.00	0.00	0.00	0.00
80 -000-1040	CASH IN TEXPOOL	2,580.30	0.31	0.00	2,580.61	2,580.31
FUND 80	TOTAL	<u>3,494.37</u>	<u>20,509.44</u>	<u>36.88CR</u>	<u>23,966.93</u>	<u>22,001.35</u>
JAIL COMMISSARY						
81 -000-1030	CASH IN BANK	1,670.51	1,241.78	604.27CR	2,308.02	2,547.99
81 -000-1040	CASH IN TEXPOOL	275.61	0.00	0.00	275.61	275.61
FUND 81	TOTAL	<u>1,946.12</u>	<u>1,241.78</u>	<u>604.27CR</u>	<u>2,583.63</u>	<u>2,823.60</u>



	BEGINNING BALANCE	TOTAL DEBITS	TOTAL CREDITS	ENDING BALANCE	AVERAGE DAILY BALANCE
PASSPORT PICTURE FUND					
82 -000-1030 CASH IN BANK	0.00	0.00	0.00	0.00	0.00
FUND 82 TOTAL	<u>0.00</u>	<u>0.00</u>	<u>0.00</u>	<u>0.00</u>	<u>0.00</u>
STATE FEES					
88 -000-1030 CASH IN BANK	66,986.00	47,703.67	19,748.05CR	94,941.62	91,420.44
FUND 88 TOTAL	<u>66,986.00</u>	<u>47,703.67</u>	<u>19,748.05CR</u>	<u>94,941.62</u>	<u>91,420.44</u>
TRUST INVESTMENT					
89 -000-1020 CASH- WILBREEZE	0.00	0.00	0.00	0.00	0.00
89 -000-1030 CASH IN BANK	0.00	772.59	772.59CR	0.00	55.02
89 -000-1040 CASH IN TEXPOOL	75,140.13	779.60	0.00	75,919.73	75,446.56
89 -000-1061 CASH IN MONEY MA	614,476.57	782.82	0.00	615,259.39	614,501.82
FUND 89 TOTAL	<u>689,616.70</u>	<u>2,335.01</u>	<u>772.59CR</u>	<u>691,179.12</u>	<u>690,003.40</u>
DISTRICT CLERK RESRV ACCT					
90 -000-1030 CASH IN BANK	123,716.51	0.00	0.00	123,716.51	123,716.51
90 -000-1040 CASH IN TEXPOOL	0.00	0.00	0.00	0.00	0.00
FUND 90 TOTAL	<u>123,716.51</u>	<u>0.00</u>	<u>0.00</u>	<u>123,716.51</u>	<u>123,716.51</u>
CNTYWIDE DRAINAGE DIST					
92 -000-1030 CASH IN BANK	43,895.74	25,938.30	69,833.94CR	0.10	44,024.45
92 -000-1040 CASH IN TEXPOOL	0.00	0.00	0.00	0.00	0.00
FUND 92 TOTAL	<u>43,895.74</u>	<u>25,938.30</u>	<u>69,833.94CR</u>	<u>0.10</u>	<u>44,024.45</u>
OFFICE FEE ACCOUNT					
93 -000-1030 CASH IN BANK	0.00	0.00	0.00	0.00	0.00
FUND 93 TOTAL	<u>0.00</u>	<u>0.00</u>	<u>0.00</u>	<u>0.00</u>	<u>0.00</u>
OMNIBASE COLLECTION FUND					
94 -000-1030 CASH IN BANK	0.00	0.00	0.00	0.00	0.00
FUND 94 TOTAL	<u>0.00</u>	<u>0.00</u>	<u>0.00</u>	<u>0.00</u>	<u>0.00</u>
REPORT TOTALS	<u>11,950,814.73</u>	<u>2,175,059.20</u>	<u>1,850,436.63CR</u>	<u>12,275,437.30</u>	<u>12,268,513.85</u>



EL CAMPO, TX

# Pledge Security Listing

March 31, 2013



ID	CUSIP	Description	Safekeeping Location	Safekeeping Receipt	Coupon	Maturity Date	Call Date	Moody	S&P	Fitch	FASB115	Face Amount	Current Par	Current Book Value	Market Value	Gain(Loss)
<b>JACKSON COUNTY</b>																
863	31335HQ30	FHLMC C90474	FHLB	xxx	7.00	08/01/2021		AAA	AA+	AAA	HTM	1,057,687	19,277.01	19,286.88	21,480.06	2,193.18
1115	31400EFU9	FNMA 685179	FHLB	xxx	5.00	03/01/2018		AAA	AA+	AAA	HTM	9,500,000	957,807.29	958,855.32	1,021,174.98	62,319.66
1176	3128H4SR1	FHLMC E96828	FHLB	xxx	4.50	06/01/2013		AAA	AA+	AAA	HTM	2,113,672	8,610.02	8,610.04	8,612.72	2.69
1189	31371LF53	FNMA 254988	FHLB	x	4.00	11/01/2013		AAA	AA+	AAA	HTM	4,620,668	55,894.98	55,895.15	56,044.80	149.65
1194	31283KT40	FHLMC G11471	FHLB	x	4.00	11/01/2013		AAA	AA+	AAA	HTM	12,320,786	127,828.27	127,828.27	128,852.77	1,024.50
2047	3128MBNA1	FHLMC G12885	FHLB	x	5.00	06/01/2021		AAA	AA+	AAA	HTM	8,737,093	1,717,036.88	1,716,955.46	1,859,282.86	142,327.40
2412	3128MBTJ6	FHLMC G13053	FHLB	x	4.50	04/01/2023		AAA	AA+	AAA	HTM	13,200,000	2,194,243.13	2,208,445.28	2,339,502.02	131,056.74
2473	31416XHX1	FNMA AB2045	FHLB	x	3.50	01/01/2021		AAA	AA+	AAA	HTM	3,747,053	2,080,655.36	2,096,562.21	2,204,870.48	108,308.27
2493	31417ADJ5	FNMA AB3704	FHLB	x	3.00	10/01/2021		AAA	AA+	AAA	HTM	8,535,819	5,615,383.11	5,748,452.07	5,920,860.00	172,407.93
2516	3138AXXQ9	FNMA AJ6086	FHLB	x	3.00	12/01/2026		AAA	AA+	AAA	HTM	4,400,000	3,311,471.33	3,376,444.81	3,473,071.13	96,626.32
3546	31410LKN1	FNMA 890501	FHLB		2.00	11/01/2027		AAA	AA+	AAA	HTM	11,250,000	10,971,399.71	11,243,091.42	11,060,268.05	(182,823.37)
<b>Total for JACKSON COUNTY</b>												<b>79,482,777</b>	<b>27,059,607.08</b>	<b>27,560,426.89</b>	<b>28,094,019.87</b>	<b>533,592.98</b>

Although the information in this report has been obtained from sources believed to be reliable, its accuracy cannot be guaranteed.

3/29/2013 1:04:05 PM

<u>INVESTMENTS</u>			02/28/2013				03/31/2013
	NAME	ACC'T #	BALANCE	INTEREST	DEPOSIT	WITHDRAW	BALANCE
	Road & Bridge Precinct #1	1100	15,011.57	1.39			15,012.96
	Road & Bridge Precinct #2	1200	15,248.91	1.41			15,250.32
	Road & Bridge Precinct #3	1300	23,967.86	2.12			23,969.98
	Road & Bridge Precinct #4	1400	14,560.64	1.31			14,561.95
	General	1500	246,252.13	21.88	1.17		246,275.18
	Historical Commission	1700	3,505.86	0.31			3,506.17
	Child Welfare	1800	4,200.86	0.31			4,201.17
	Brackenridge School	4200	2,126.20	0.31			2,126.51
	Sheriff Forfeiture	4600	5,646.68	0.52			5,647.20
	District Attorney Forfeiture	4700	9,042.90	0.81			9,043.71
	Security Fund	5100	5,000.37	0.46		0.37	5,000.46
	Juvenile Probation Grants	5300	2,084.15	0.31			2,084.46
	Permanent Improvement	5500	1,025.64				1,025.64
	Abandoned Motor Vehicle	5700	4,122.49	0.31		0.28	4,122.52
	Records Management (Clerk only)	5800	2,600.24	0.31		0.24	2,600.31
	Airport	6000	2,580.30	0.31			2,580.61
	Jail Commissary	6300	275.61				275.61
	Commissary Telephone	6400	4,000.28	0.31		0.28	4,000.31
	Boys Scouts/Camp Mauritz	7100	942.24				942.24
	Moore Seizure	7104	2,468.03	0.31			2,468.34
	DeLeon Seizure	7203	1,864.69	0.20			1,864.89
	Rojas Seizure	7210	10,901.18	0.93			10,902.11
	Ewing Seizure	7213	10,708.20	0.93			10,709.13
	Roman Seizure	7301	5,260.06	0.50			5,260.56
	Barron Seizure	7308	4,967.54	0.46			4,968.00
	Guerrero Seizure	7309	15,297.27	1.41			15,298.68
	Villareal Seizure #2	7319	1,903.13	0.22			1,903.35
	Villareal Seizure #3	7320	1,664.88	0.15			1,665.03
	Levi Seizure	7322	0.00		612.00		612.00
	Binning Heirs Trust Cause #4563	7406	2,223.42	0.31			2,223.73
	Cordele Church & Cemetery	7502	9,638.01	0.84			9,638.85
	Callis Receivership	7504	8,243.72	0.75	160.59		8,405.06
	Pct #4 Equipment Purchase	8800	4,741.85	0.32			4,742.17
	<b>TOTAL IN TEXPOOL</b>		<b>442,076.91</b>	<b>39.71</b>	<b>773.76</b>	<b>1.17</b>	<b>442,889.21</b>

<u>INVESTMENTS</u>	NAME	ACC'T #	02/28/2013 BALANCE	INTEREST	DEPOSIT	WITHDRAW	03/31/2013 BALANCE
AVERAGE INTEREST			0.0935%				0.1047%
<b>Texas CLASS</b>			<b>504,329.66</b>	<b>73.55</b>			<b>504,403.21</b>
AVERAGE INTEREST			0.1700%				0.1700%
<b>Transfer Station Certificate of Deposit</b>	<b>Prosperity</b>		<b>17,631.67</b>	<b>13.03</b>			<b>17,644.70</b>
<b>DPS-Roque Seizure</b>	<b>Prosperity</b>		<b>477,751.71</b>	<b>608.64</b>			<b>478,360.35</b>
<b>DPS-Rodriguez Seizure</b>	<b>Prosperity</b>		<b>136,724.86</b>	<b>174.18</b>			<b>136,899.04</b>
			1.5100%				1.5100%
<b>Depository Money Market</b>	<b>Prosperity</b>		<b>7,620,517.57</b>	<b>10,180.94</b>	<b>1,000,000.00</b>		<b>8,630,698.51</b>
			1.5100%				1.5100%
<b>DEPOSITORY BANK ACCOUNT INTEREST</b>				<b>2,392.31</b>			
<b>Cafeteria (Flexible Spending) Account</b>			<b>16,307.39</b>			<b>3,043.02</b>	<b>13,264.37</b>

This report is made in accordance with provisions of Government Code 2256 (Section 2256.023), the Public Funds Investment Act.

The investments held in the Jackson County portfolio comply with the Public Funds Investment Act and the County's investment policy and strategies.

This report is true and correct to the best of my knowledge and belief according to the records of this office.  
Respectfully Submitted,



Mary Horton, CCT, CIO