

MINUTES OF COUNTY FINANCES
TREASURER'S REPORT

IN THE MATTER OF COUNTY
FINANCES IN THE HANDS OF
MARY HORTON, TREASURER
OF JACKSON COUNTY, TEXAS


COMMISSIONERS' COURT JACKSON
COUNTY, TEXAS IN REGULAR
SESSION JUNE TERM 2011

IN ACCORDANCE with Section 114.026, Local Government Code, we, the undersigned, constituting the entire Commissioners' Court of said County, certify that on the 13th day of June 2011, at the Regular term of Court, we compared and examined the monthly report of Mary Horton, Treasurer of Jackson County, Texas, for May 2011, and finding the same correct, entered an order in the Minutes approving said report, which states total cash and other assets on hand as: **\$9,923,143.58.**


Dennis S. Simons, County Judge



Wayne Hunt, Commissioner Pct. 1


Wayne Bubela, Commissioner Pct. 2



Johnny E. Belicek, Commissioner Pct. 3


Larry Deyton, Commissioner Pct. 4

SWORN TO AND SUBSCRIBED BEFORE ME, by Dennis S. Simons, County Judge, and County Commissioners of said Jackson County, each respectively, on this the 13th day of June A.D., 2011.


Attest: Barbara Williams, County Clerk

FILED FOR RECORD THIS 13th day of June A.D., 2011, and recorded on the 13th day of June, A.D. 2011.


Barbara Williams, County Clerk and
Ex-Officio Clerk of the Commissioners'
Court in and for Jackson County, Texas.

By: _____
Deputy

	BEGINNING BALANCE	TOTAL DEBITS	TOTAL CREDITS	ENDING BALANCE	AVERAGE DAILY BALANCE
GENERAL					
10 -000-1020	141.00	0.00	0.00	141.00	141.00
10 -000-1030	6,115,966.03	225,825.91	471,066.24CR	5,870,725.70	6,001,734.26
10 -000-1034	3,480.86	4,104.87	3,084.86CR	4,500.87	3,193.74
10 -000-1040	245,716.40	19.30	0.00	245,735.70	245,718.76
10 -000-1042	502,505.47	68.99	0.00	502,574.46	502,507.70
10 -000-1045	0.00	0.00	0.00	0.00	0.00
10 -000-1046	17,453.71	0.00	0.00	17,453.71	17,453.71
FUND 10 TOTAL	6,885,263.47	230,019.07	474,151.10CR	6,641,131.44	6,770,749.17
SALES TAX					
11 -000-1030	877,697.57	68,210.94	0.00	945,908.51	919,144.60
11 -000-1040	4,780.24	0.31	0.00	4,780.55	4,780.25
FUND 11 TOTAL	882,477.81	68,211.25	0.00	950,689.06	923,924.85
PERMANENT IMPROVEMENT					
12 -000-1030	208,723.09	140.67	0.00	208,863.76	208,727.63
12 -000-1040	1,025.53	0.00	0.00	1,025.53	1,025.53
FUND 12 TOTAL	209,748.62	140.67	0.00	209,889.29	209,753.16
COMMISSARY TELEPHONE					
15 -000-1030	78,581.54	3,601.01	2,430.02CR	79,752.53	78,986.46
15 -000-1040	4,000.33	0.31	0.33CR	4,000.31	4,000.01
FUND 15 TOTAL	82,581.87	3,601.32	2,430.35CR	83,752.84	82,986.47
COURT REPORTER SERVICES					
16 -000-1030	3,724.08	180.00	0.00	3,904.08	3,809.24
FUND 16 TOTAL	3,724.08	180.00	0.00	3,904.08	3,809.24
DISTRICT ATTORNEY-HOT CHK					
17 -000-1030	22,141.05	495.52	0.00	22,636.57	22,330.61
17 -000-1040	0.00	0.00	0.00	0.00	0.00
FUND 17 TOTAL	22,141.05	495.52	0.00	22,636.57	22,330.61

	BEGINNING BALANCE	TOTAL DEBITS	TOTAL CREDITS	ENDING BALANCE	AVERAGE DAILY BALANCE
ELECTIONS ADMINISTRATION					
18 -000-1030 CASH IN BANK	101.79	0.00	0.00	101.79	101.79
FUND 18 TOTAL	101.79	0.00	0.00	101.79	101.79
FORFEITURE-DIST ATTORNEY					
19 -000-1030 CASH IN BANK	71,414.60	10.76	755.59CR	70,669.77	71,112.19
19 -000-1040 CASH IN TEXPOOL	9,024.60	0.64	0.00	9,025.24	9,024.62
FUND 19 TOTAL	80,439.20	11.40	755.59CR	79,695.01	80,136.81
CAPITAL MURDER					
20 -000-1030 CASH IN BANK	0.00	0.00	0.00	0.00	0.00
20 -000-1040 CASH IN TEXPOOL	0.00	0.00	0.00	0.00	0.00
FUND 20 TOTAL	0.00	0.00	0.00	0.00	0.00
FORFEITURE-SHERIFF					
21 -000-1030 CASH IN BANK	19,258.74	12.33	1,000.00CR	18,271.07	18,291.40
21 -000-1040 CASH IN TEXPOOL	5,635.36	0.34	0.00	5,635.70	5,635.37
FUND 21 TOTAL	24,894.10	12.67	1,000.00CR	23,906.77	23,926.77
HEALTH					
22 -000-1020 CHANGE FUND/PETT	50.00	0.00	0.00	50.00	50.00
22 -000-1030 CASH IN BANK	54,645.43	5,256.66	12,236.02CR	47,666.07	51,292.17
22 -000-1040 CASH IN TEXPOOL	4,674.13	0.31	0.37CR	4,674.07	4,673.77
FUND 22 TOTAL	59,369.56	5,256.97	12,236.39CR	52,390.14	56,015.94
TECHNOLOGY FUND					
23 -000-1030 CASH IN BANK	9,159.82	11,756.72	11,479.23CR	9,437.31	9,236.04
23 -000-1040 CASH IN TEXPOOL	0.00	0.00	0.00	0.00	0.00
FUND 23 TOTAL	9,159.82	11,756.72	11,479.23CR	9,437.31	9,236.04
JUV PROB DISCRETIONARY					
24 -000-1030 CASH IN BANK	6,588.55	207.51	94.00CR	6,702.06	6,558.39
FUND 24 TOTAL	6,588.55	207.51	94.00CR	6,702.06	6,558.39

	BEGINNING BALANCE	TOTAL DEBITS	TOTAL CREDITS	ENDING BALANCE	AVERAGE DAILY BALANCE
JUVENILE PROBATION GRANTS					
25 -000-1030 CASH IN BANK	52,683.04	8,443.25	10,181.85CR	50,944.44	50,220.47
25 -000-1040 CASH IN TEXPOOL	2,079.58	0.09	0.00	2,079.67	2,079.58
FUND 25 TOTAL	54,762.62	8,443.34	10,181.85CR	53,024.11	52,300.05
LAW LIBRARY					
26 -000-1030 CASH IN BANK	2,348.81	665.00	2,741.88CR	271.93	844.66
FUND 26 TOTAL	2,348.81	665.00	2,741.88CR	271.93	844.66
LEOSE-LAW ENF OFFICERS ED					
27 -000-1030 CASH IN BANK	6,432.38	0.00	0.00	6,432.38	6,432.38
FUND 27 TOTAL	6,432.38	0.00	0.00	6,432.38	6,432.38
LIBRARY-MEMORIAL FUND					
28 -000-1030 CASH IN BANK	54,958.37	329.40	767.78CR	54,519.99	54,908.17
28 -000-1040 CASH IN TEXPOOL	2,121.44	0.15	0.00	2,121.59	2,121.44
FUND 28 TOTAL	57,079.81	329.55	767.78CR	56,641.58	57,029.61
RECORDS MGT - COUNTY CLERK					
29 -000-1030 CASH IN BANK	123,620.34	1,510.00	1,541.16CR	123,589.18	123,497.78
29 -000-1040 CASH IN TEXPOOL	2,600.30	0.28	0.30CR	2,600.28	2,600.01
FUND 29 TOTAL	126,220.64	1,510.28	1,541.46CR	126,189.46	126,097.79
RECORDS MGT - COUNTY					
30 -000-1030 CASH IN BANK	27,800.24	900.39	0.00	28,700.63	28,127.11
30 -000-1040 CASH IN TEXPOOL	0.00	0.00	0.00	0.00	0.00
FUND 30 TOTAL	27,800.24	900.39	0.00	28,700.63	28,127.11
RECORDS MGT - DIST CLERK					
31 -000-1030 CASH IN BANK	2,016.58	367.50	1,612.30CR	771.78	1,294.88
31 -000-1040 CASH IN TEXPOOL	0.00	0.00	0.00	0.00	0.00
FUND 31 TOTAL	2,016.58	367.50	1,612.30CR	771.78	1,294.88

	BEGINNING BALANCE	TOTAL DEBITS	TOTAL CREDITS	ENDING BALANCE	AVERAGE DAILY BALANCE
SECURITY FUND					
32 -000-1030	95,504.74	1,351.50	451.19CR	96,405.05	95,836.06
32 -000-1040	5,000.47	0.32	0.47CR	5,000.32	5,000.01
FUND 32 TOTAL	100,505.21	1,351.82	451.66CR	101,405.37	100,836.07
APPELLATE JUDICIAL SYSTEM					
33 -000-1030	0.00	0.00	0.00	0.00	0.00
FUND 33 TOTAL	0.00	0.00	0.00	0.00	0.00
CHILD ABUSE PREVENTION					
34 -000-1030	5,505.84	105.00	0.00	5,610.84	5,567.78
FUND 34 TOTAL	5,505.84	105.00	0.00	5,610.84	5,567.78
CHILD WELFARE					
35 -000-1030	8,307.46	5.45	336.00CR	7,976.91	8,090.86
35 -000-1040	4,192.06	0.31	0.00	4,192.37	4,192.07
FUND 35 TOTAL	12,499.52	5.76	336.00CR	12,169.28	12,282.93
HISTORICAL COMMISSION					
36 -000-1030	19,896.26	13.41	0.00	19,909.67	19,896.69
36 -000-1040	3,498.54	0.31	0.00	3,498.85	3,498.55
FUND 36 TOTAL	23,394.80	13.72	0.00	23,408.52	23,395.24
MEDIATION FUND					
37 -000-1030	1,450.00	0.00	0.00	1,450.00	1,450.00
FUND 37 TOTAL	1,450.00	0.00	0.00	1,450.00	1,450.00
JURY					
38 -000-1030	0.00	0.00	0.00	0.00	0.00
FUND 38 TOTAL	0.00	0.00	0.00	0.00	0.00
HIGHWAY					
40 -000-1030	141,598.13CR	51,779.45	0.00	89,818.68CR	114,092.62CR
FUND 40 TOTAL	141,598.13CR	51,779.45	0.00	89,818.68CR	114,092.62CR

	BEGINNING BALANCE	TOTAL DEBITS	TOTAL CREDITS	ENDING BALANCE	AVERAGE DAILY BALANCE
ROAD & BRIDGE GEN NO. 1					
41 -000-1030 CASH IN BANK	199,971.89	1,118.82	22,088.34CR	179,002.37	187,785.74
41 -000-1040 CASH IN TEX POOL	14,981.08	1.10	0.00	14,982.18	14,981.12
FUND 41 TOTAL	214,952.97	1,119.92	22,088.34CR	193,984.55	202,766.86
ROAD & BRIDGE GEN NO. 2					
42 -000-1030 CASH IN BANK	231,386.94	445.60	27,693.41CR	204,139.13	215,409.16
42 -000-1040 CASH IN TEXPOOL	15,217.90	1.14	0.00	15,219.04	15,217.94
FUND 42 TOTAL	246,604.84	446.74	27,693.41CR	219,358.17	230,627.10
ROAD & BRIDGE GEN NO. 3					
43 -000-1030 CASH IN BANK	130,038.14	14,256.26	25,839.71CR	118,454.69	116,298.47
43 -000-1040 CASH IN TEX POOL	23,919.22	1.74	0.00	23,920.96	23,919.28
FUND 43 TOTAL	153,957.36	14,258.00	25,839.71CR	142,375.65	140,217.75
ROAD & BRIDGE GEN NO. 4					
44 -000-1030 CASH IN BANK	592,237.73	313.61	86,892.39CR	505,658.95	546,044.45
44 -000-1040 CASH IN TEX POOL	14,531.27	1.02	0.00	14,532.29	14,531.30
FUND 44 TOTAL	606,769.00	314.63	86,892.39CR	520,191.24	560,575.75
ROAD & BRIDGE LATERAL RD					
45 -000-1030 CASH IN BANK	10,633.55	0.00	5,316.77CR	5,316.78	9,089.97
FUND 45 TOTAL	10,633.55	0.00	5,316.77CR	5,316.78	9,089.97
PCT#1 BRIDGE REPLACEMENT					
46 -000-1030 CASH IN BANK	0.00	0.00	0.00	0.00	0.00
46 -000-1040 CASH IN TEX POOL	0.00	0.00	0.00	0.00	0.00
FUND 46 TOTAL	0.00	0.00	0.00	0.00	0.00
PCT#2 BRIDGE REPLACEMENT					
47 -000-1030 CASH IN BANK	0.00	0.00	0.00	0.00	0.00
47 -000-1040 CASH IN TEX POOL	0.00	0.00	0.00	0.00	0.00
FUND 47 TOTAL	0.00	0.00	0.00	0.00	0.00

	BEGINNING BALANCE	TOTAL DEBITS	TOTAL CREDITS	ENDING BALANCE	AVERAGE DAILY BALANCE
PCT#3 BRIDGE REPLACEMENT					
48 -000-1030 CASH IN BANK	0.00	0.00	0.00	0.00	0.00
48 -000-1040 CASH IN TEX POOL	0.00	0.00	0.00	0.00	0.00
FUND 48 TOTAL	0.00	0.00	0.00	0.00	0.00
PCT#4 BRIDGE REPLACEMENT					
49 -000-1030 CASH IN BANK	0.00	0.00	0.00	0.00	0.00
49 -000-1040 CASH IN TEX POOL	0.00	0.00	0.00	0.00	0.00
FUND 49 TOTAL	0.00	0.00	0.00	0.00	0.00
PCT#1 EQUIPMENT REPLACMNT					
50 -000-1030 CASH IN BANK	0.01CR	0.00	0.00	0.01CR	0.01CR
50 -000-1040 CASH IN TEX POOL	0.96	0.00	0.00	0.96	0.96
FUND 50 TOTAL	0.95	0.00	0.00	0.95	0.95
PCT#2 EQUIPMENT REPLACMNT					
51 -000-1030 CASH IN BANK	24,260.92	16.35	0.00	24,277.27	24,261.45
51 -000-1040 CASH IN TEX POOL	0.78	0.00	0.00	0.78	0.78
FUND 51 TOTAL	24,261.70	16.35	0.00	24,278.05	24,262.23
PCT#3 EQUIPMENT REPLACMNT					
52 -000-1030 CASH IN BANK	30.30	0.02	0.00	30.32	30.30
52 -000-1040 CASH IN TEX POOL	0.13	0.00	0.00	0.13	0.13
FUND 52 TOTAL	30.43	0.02	0.00	30.45	30.43
PCT#4 EQUIPMENT REPLACMNT					
53 -000-1030 CASH IN BANK	23,545.39	15.87	0.00	23,561.26	23,545.90
53 -000-1040 CASH IN TEX POOL	4,732.14	0.31	0.00	4,732.45	4,732.15
FUND 53 TOTAL	28,277.53	16.18	0.00	28,293.71	28,278.05
COMMUNITY DEVELOPMNT GRNT					
55 -000-1050 CASH-COMMUNITY A	0.00	280,916.50	280,916.50CR	0.00	12,287.63
FUND 55 TOTAL	0.00	280,916.50	280,916.50CR	0.00	12,287.63

	BEGINNING BALANCE	TOTAL DEBITS	TOTAL CREDITS	ENDING BALANCE	AVERAGE DAILY BALANCE
MAURITZ CAMP FUND					
56 -000-1030	10,249.28	6.91	0.00	10,256.19	10,249.50
56 -000-1040	942.23	0.00	0.00	942.23	942.23
FUND 56 TOTAL	11,191.51	6.91	0.00	11,198.42	11,191.73
ABANDONED MOTOR VEHICLE					
57 -000-1030	214.10	0.00	607.86CR	393.76CR	89.82CR
57 -000-1040	4,122.54	0.31	0.33CR	4,122.52	4,122.22
57 -000-1055	22,008.01	0.00	0.00	22,008.01	22,008.01
FUND 57 TOTAL	26,344.65	0.31	608.19CR	25,736.77	26,040.41
RECYCLING GRANT					
58 -000-1030	0.00	0.00	0.00	0.00	0.00
FUND 58 TOTAL	0.00	0.00	0.00	0.00	0.00
TIFB GRANT					
59 -000-1030	0.00	0.00	0.00	0.00	0.00
FUND 59 TOTAL	0.00	0.00	0.00	0.00	0.00
COASTAL IMPCT ASSISTANCE					
72 -000-1030	9,263.53	0.00	4,000.00CR	5,263.53	6,295.79
FUND 72 TOTAL	9,263.53	0.00	4,000.00CR	5,263.53	6,295.79
AIRPORT					
80 -000-1030	30.58	3,094.81	510.08CR	2,615.31	2,208.02
80 -000-1032	718.32	1,210.05	718.32CR	1,210.05	247.58
80 -000-1040	4,970.50	0.32	0.00	4,970.82	4,970.51
FUND 80 TOTAL	5,719.40	4,305.18	1,228.40CR	8,796.18	7,426.11
JAIL COMMISSARY					
81 -000-1030	711.83	1,598.11	942.02CR	1,367.92	171.97
81 -000-1040	1,275.51	0.00	0.00	1,275.51	1,275.51
FUND 81 TOTAL	1,987.34	1,598.11	942.02CR	2,643.43	1,447.48

	BEGINNING BALANCE	TOTAL DEBITS	TOTAL CREDITS	ENDING BALANCE	AVERAGE DAILY BALANCE
PASSPORT PICTURE FUND					
82 -000-1030 CASH IN BANK	0.00	0.00	0.00	0.00	0.00
FUND 82 TOTAL	0.00	0.00	0.00	0.00	0.00
STATE FEES					
88 -000-1030 CASH IN BANK	42,307.95	36,414.62	9,355.90CR	69,366.67	57,956.42
FUND 88 TOTAL	42,307.95	36,414.62	9,355.90CR	69,366.67	57,956.42
TRUST INVESTMENT					
89 -000-1020 CASH- WILBREEZE	0.00	0.00	0.00	0.00	0.00
89 -000-1030 CASH IN BANK	0.00	160.56	160.56CR	0.00	15.54
89 -000-1040 CASH IN TEXPOOL	87,873.81	166.60	0.00	88,040.41	87,920.62
FUND 89 TOTAL	87,873.81	327.16	160.56CR	88,040.41	87,936.16
DISTRICT CLERK RESRV ACCT					
90 -000-1030 CASH IN BANK	25,510.70	28.00	1,515.50CR	24,023.20	25,078.85
90 -000-1040 CASH IN TEXPOOL	0.00	0.00	0.00	0.00	0.00
FUND 90 TOTAL	25,510.70	28.00	1,515.50CR	24,023.20	25,078.85
CNTYWIDE DRAINAGE DIST					
92 -000-1030 CASH IN BANK	0.00	5,567.49	5,567.49CR	0.00	538.79
92 -000-1040 CASH IN TEXPOOL	0.00	0.00	0.00	0.00	0.00
FUND 92 TOTAL	0.00	5,567.49	5,567.49CR	0.00	538.79
OFFICE FEE ACCOUNT					
93 -000-1030 CASH IN BANK	0.00	0.00	0.00	0.00	0.00
FUND 93 TOTAL	0.00	0.00	0.00	0.00	0.00
OMNIBASE COLLECTION FUND					
94 -000-1030 CASH IN BANK	0.00	0.00	0.00	0.00	0.00
FUND 94 TOTAL	0.00	0.00	0.00	0.00	0.00
REPORT TOTALS	10,040,595.46	730,701.03	991,904.77CR	9,779,391.72	9,923,143.58

Pledge Security Listing
May 31, 2011

Cusip	ID	Description	Safekeep	Receipt	Face	Current Par	Cpn	Call	Mature	Moody S&P	Fitch	F115	Book	Market	Gain
JACKSON COUNTY															
31335HQ30	863	FHLMC C90474	FHLB	xxx	1,057,687	31,628	7.00		08/01/21	AAA	AAA	HTM	31,659.36	34,316.20	2,656.84
31400EFJ9	1115	FNMA 685179	FHLB	xxx	9,500,000	1,768,654	5.00		03/01/18	AAA	AAA	HTM	1,773,418.70	1,885,359.55	111,940.85
3128H4SR1	1176	FHLMC E96828	FHLB	xxx	2,113,672	159,574	4.50		06/01/13	AAA	AAA	HTM	159,649.95	163,813.47	4,163.52
31371LFS3	1189	FNMA 254988	FHLB	x	4,620,668	464,138	4.00		11/01/13	AAA	AAA	HTM	464,161.38	475,724.03	11,562.65
31283KT40	1194	FHLMC G-11471	FHLB	x	12,320,786	1,170,887	4.00		11/01/13	AAA	AAA	HTM	1,170,777.69	1,200,429.96	29,652.27
3128MBNA1	2047	FHLMC G-12885	FHLB	x	8,737,093	3,452,985	5.00		06/01/21	AAA	AAA	HTM	3,452,624.47	3,694,521.64	241,897.17
3128MBTJ6	2412	FHLMC G-13053	FHLB	x	13,200,000	5,411,417	4.50		04/01/23	AAA	AAA	HTM	5,488,771.37	5,715,809.07	227,037.70
31416XHX1	2473	FNMA AB2045	FHLB	x	2,997,642	2,845,358	3.50		01/01/21	AAA	AAA	HTM	2,889,286.87	2,946,652.86	57,365.98
649 JACKSON COUNTY					54,547,548	15,304,640							15,430,349.79	16,116,626.78	686,276.99

Reference to Interest Rate Shifts represent a shift in the Treasury Curve. Actual Market Yield shift on Individual Securities may differ. See the report 'Market Yield Shift Assumptions' for more information.

Other Reports



1-800-922-8880, incplanning.com

Although the information in this report has been obtained from sources believed to be reliable, its accuracy cannot be guaranteed.

INVESTMENTS	ACCT #	04/30/2011		05/31/2011		
		BALANCE	INTEREST	DEPOSIT	WITHDRAW	BALANCE
Road & Bridge Precinct #1	1100	14,981.08	1.10			14,982.18
Road & Bridge Precinct #2	1200	15,217.90	1.14			15,219.04
Road & Bridge Precinct #3	1300	23,919.22	1.74			23,920.96
Road & Bridge Precinct #4	1400	14,531.27	1.02			14,532.29
General	1500	245,716.40	17.50	1.80		245,735.70
Historical Commission	1700	3,498.54	0.31			3,498.85
Child Welfare	1800	4,192.06	0.31			4,192.37
Sales Tax	2500	4,780.24	0.31			4,780.55
Brackenridge School	4200	2,121.44	0.15			2,121.59
Sheriff Forfeiture	4600	5,635.36	0.34			5,635.70
District Attorney Forfeiture	4700	9,024.60	0.64			9,025.24
Security Fund	5100	5,000.47	0.32		0.47	5,000.32
Juvenile Probation Grants	5300	2,079.58	0.09			2,079.67
Permanent Improvement	5500	1,025.53				1,025.53
Abandoned Motor Vehicle	5700	4,122.54	0.31		0.33	4,122.52
Records Management (Clerk only)	5800	2,600.30	0.28		0.30	2,600.28
Airport	6000	4,970.50	0.32			4,970.82
Health	6200	4,674.13	0.31		0.37	4,674.07
Jail Commissary	6300	1,275.51				1,275.51
Commissary Telephone	6400	4,000.33	0.31		0.33	4,000.31
Boys Scouts/Camp Mauritz	7100	942.23				942.23
Moore Seizure	7104	2,462.28	0.27			2,462.55
Ramirez Seizure	7105	4,840.55	0.31			4,840.86
DeLeon Seizure	7203	1,860.70	0.03			1,860.73
Rojas Seizure	7210	10,879.10	0.82			10,879.92
Ewing Seizure	7213	10,686.51	0.78			10,687.29
Roman Seizure	7301	5,249.57	0.32			5,249.89
Barron Seizure	7308	4,957.47	0.32			4,957.79
Guerrero Seizure	7309	15,266.19	1.14			15,267.33
Marks Seizure	7313	5,528.16	0.33			5,528.49
Gonzalez Seizure #1	7314	5,002.04	0.32			5,002.36
Gonzalez Seizure #2	7315	1,057.02				1,057.02
Gonzalez/Samuel Seizure	7316	905.00				905.00
Binning Heirs Trust Cause #4563	7406	2,218.42	0.20			2,218.62
Cordele Church & Cemetery	7502	10,716.76	0.78			10,717.54
Callis Receivership	7504	6,244.04	0.42	160.56		6,405.02
Pct #1 Equipment Purchase	8500	0.96				0.96
Pct #2 Equipment Purchase	8600	0.78				0.78
Pct #3 Equipment Purchase	8700	0.13				0.13
Pct #4 Equipment Purchase	8800	4,732.14	0.31			4,732.45
TOTAL IN TEXPOOL		466,917.05	32.85	162.36	1.80	467,110.46
AVERAGE INTEREST		0.1122%				0.0838%
Texas CLASS		502,505.47	68.99			502,574.46
AVERAGE INTEREST		0.1700%				0.1600%
Transfer Station Certificate of Deposit Prosperity		17,453.71				17,453.71
DEPOSITORY BANK ACCOUNT INTEREST						
Cafeteria (Flexible Spending) Account		13,901.96			1,671.90	12,230.06

This report is made in accordance with provisions of Government Code 2256 (Section 2256.023). The investments held in the Jackson County portfolio comply with the Public Funds Investment This report is true and correct to the best of my Respectfully Submitted,

Mary Horton

Mary Horton, CCT, CIO