


**MINUTES OF COUNTY FINANCES
TREASURER'S REPORT**


IN THE MATTER OF COUNTY
FINANCES IN THE HANDS OF
MARY HORTON, TREASURER
OF JACKSON COUNTY, TEXAS

COMMISSIONERS' COURT JACKSON
COUNTY, TEXAS IN REGULAR
SESSION MAY TERM 2011


IN ACCORDANCE with Section 114.026, Local Government Code, we, the undersigned, constituting the entire Commissioners' Court of said County, certify that on the 9th day of May 2011, at the Regular term of Court, we compared and examined the report of Mary Horton, Treasurer of Jackson County, Texas, for December 2010 through March 2011, and finding the same correct, entered an order in the Minutes approving said report, which states total cash and other assets on hand as: **\$10,294,805.56.**


Dennis S. Simons, County Judge


Wayne Hunt, Commissioner Pct. 1


Wayne Bubela, Commissioner Pct. 2



Johnny E. Belicek, Commissioner Pct. 3


Larry Deyton, Commissioner Pct. 4

SWORN TO AND SUBSCRIBED BEFORE ME, by Dennis S. Simons, County Judge, and County Commissioners of said Jackson County, each respectively, on this the 9th day of May A.D., 2011.


Attest: Barbara Williams, County Clerk

FILED FOR RECORD THIS 9th day of May A.D., 2011, and recorded on the 9th day of May, A.D. 2011.


Barbara Williams, County Clerk and
Ex-Officio Clerk of the Commissioners'
Court in and for Jackson County, Texas.

By: _____
Deputy

		BEGINNING BALANCE	TOTAL DEBITS	TOTAL CREDITS	ENDING BALANCE	AVERAGE DAILY BALANCE
GENERAL						
10 -000-1020	CHANGE FUND/PETT	141.00	0.00	0.00	141.00	141.00
10 -000-1030	CASH IN BANK	3,274,313.31	634,713.30	681,658.97CR	3,227,367.64	3,331,032.55
10 -000-1034	CASH IN BANK -	2,480.39	2,295.38	1,836.39CR	2,939.38	1,884.93
10 -000-1040	CASH IN TEX POOL	245,550.13	41.42	0.00	245,591.55	245,555.32
10 -000-1042	CASH IN TEXAS CL	502,098.30	100.49	0.00	502,198.79	502,101.54
10 -000-1045	CASH IN T BILLS	0.00	0.00	0.00	0.00	0.00
10 -000-1046	CASH IN C.D.'S	17,380.38	36.83	0.00	17,417.21	17,406.52
FUND 10 TOTAL		4,041,963.51	637,187.42	683,495.36CR	3,995,655.57	4,098,121.86
SALES TAX						
11 -000-1030	CASH IN BANK	618,319.39	46,888.07	0.00	665,207.46	652,832.34
11 -000-1040	CASH IN TEX POOL	4,777.31	0.68	0.00	4,777.99	4,777.33
FUND 11 TOTAL		623,096.70	46,888.75	0.00	669,985.45	657,609.67
PERMANENT IMPROVEMENT						
12 -000-1030	CASH IN BANK	210,105.39	123.96	2,035.00CR	208,194.35	208,862.13
12 -000-1040	CASH IN TEX POOL	1,025.37	0.11	0.00	1,025.48	1,025.37
FUND 12 TOTAL		211,130.76	124.07	2,035.00CR	209,219.83	209,887.50
COMMISSARY TELEPHONE						
15 -000-1030	CASH IN BANK	73,743.94	2,097.07	470.30CR	75,370.71	73,654.12
15 -000-1040	CASH IN TEXPOOL	4,001.22	0.62	1.22CR	4,000.62	4,000.46
FUND 15 TOTAL		77,745.16	2,097.69	471.52CR	79,371.33	77,654.58
COURT REPORTER SERVICES						
16 -000-1030	CASH IN BANK	2,676.08	135.00	0.00	2,811.08	2,765.11
FUND 16 TOTAL		2,676.08	135.00	0.00	2,811.08	2,765.11
DISTRICT ATTORNEY-HOT CHK						
17 -000-1030	CASH IN BANK	26,443.06	3,128.47	4,622.91CR	24,948.62	25,104.31
17 -000-1040	CASH IN TEX POOL	0.00	0.00	0.00	0.00	0.00
FUND 17 TOTAL		26,443.06	3,128.47	4,622.91CR	24,948.62	25,104.31

		BEGINNING BALANCE	TOTAL DEBITS	TOTAL CREDITS	ENDING BALANCE	AVERAGE DAILY BALANCE
ELECTIONS ADMINISTRATION						
18 -000-1030	CASH IN BANK	101.79	0.00	0.00	101.79	101.79
	FUND 18 TOTAL	101.79	0.00	0.00	101.79	101.79
FORFEITURE-DIST ATTORNEY						
19 -000-1030	CASH IN BANK	69,674.42	41.10	808.80CR	68,906.72	69,242.02
19 -000-1040	CASH IN TEXPOOL	9,019.01	1.29	0.00	9,020.30	9,019.05
	FUND 19 TOTAL	78,693.43	42.39	808.80CR	77,927.02	78,261.07
CAPITAL MURDER						
20 -000-1030	CASH IN BANK	0.00	0.00	0.00	0.00	0.00
20 -000-1040	CASH IN TEXPOOL	0.00	0.00	0.00	0.00	0.00
	FUND 20 TOTAL	0.00	0.00	0.00	0.00	0.00
FORFEITURE-SHERIFF						
21 -000-1030	CASH IN BANK	20,228.94	11.45	1,000.00CR	19,240.39	19,293.83
21 -000-1040	CASH IN TEXPOOL	5,632.08	0.78	0.00	5,632.86	5,632.11
	FUND 21 TOTAL	25,861.02	12.23	1,000.00CR	24,873.25	24,925.94
HEALTH						
22 -000-1020	CHANGE FUND/PETT	50.00	0.00	0.00	50.00	50.00
22 -000-1030	CASH IN BANK	111,444.56	10,979.58	27,058.58CR	95,365.56	105,117.60
22 -000-1040	CASH IN TEXPOOL	4,675.27	0.67	1.51CR	4,674.43	4,674.35
	FUND 22 TOTAL	116,169.83	10,980.25	27,060.09CR	100,089.99	109,841.95
TECHNOLOGY FUND						
23 -000-1030	CASH IN BANK	10,898.37	764.95	347.66CR	11,315.66	11,083.95
23 -000-1040	CASH IN TEXPOOL	0.00	0.00	0.00	0.00	0.00
	FUND 23 TOTAL	10,898.37	764.95	347.66CR	11,315.66	11,083.95
JUV PROB DISCRETIONARY						
24 -000-1030	CASH IN BANK	5,445.55	233.00	0.00	5,678.55	5,460.58
	FUND 24 TOTAL	5,445.55	233.00	0.00	5,678.55	5,460.58

		BEGINNING BALANCE	TOTAL DEBITS	TOTAL CREDITS	ENDING BALANCE	AVERAGE DAILY BALANCE
JUVENILE PROBATION GRANTS						
25 -000-1030	CASH IN BANK	42,137.91	8,388.81	12,269.60CR	38,257.12	40,123.09
25 -000-1040	CASH IN TEXPOOL	2,078.11	0.31	0.00	2,078.42	2,078.12
FUND 25	TOTAL	44,216.02	8,389.12	12,269.60CR	40,335.54	42,201.21
LAW LIBRARY						
26 -000-1030	CASH IN BANK	6,680.55	385.00	3,985.96CR	3,079.59	4,928.38
FUND 26	TOTAL	6,680.55	385.00	3,985.96CR	3,079.59	4,928.38
LEOSE-LAW ENF OFFICERS ED						
27 -000-1030	CASH IN BANK	6,056.99	0.00	1,359.50CR	4,697.49	5,881.57
FUND 27	TOTAL	6,056.99	0.00	1,359.50CR	4,697.49	5,881.57
LIBRARY-MEMORIAL FUND						
28 -000-1030	CASH IN BANK	51,743.60	146.70	521.63CR	51,368.67	51,730.09
28 -000-1040	CASH IN TEXPOOL	2,119.95	0.31	0.00	2,120.26	2,119.96
FUND 28	TOTAL	53,863.55	147.01	521.63CR	53,488.93	53,850.05
RECORDS MGT- COUNTY CLERK						
29 -000-1030	CASH IN BANK	128,325.53	1,505.00	1,980.74CR	127,849.79	128,194.04
29 -000-1040	CASH IN TEXPOOL	2,600.72	0.32	0.72CR	2,600.32	2,600.29
FUND 29	TOTAL	130,926.25	1,505.32	1,981.46CR	130,450.11	130,794.33
RECORDS MGT - COUNTY						
30 -000-1030	CASH IN BANK	23,366.41	746.56	0.78CR	24,112.19	23,561.80
30 -000-1040	CASH IN TEXPOOL	0.00	0.00	0.00	0.00	0.00
FUND 30	TOTAL	23,366.41	746.56	0.78CR	24,112.19	23,561.80
RECORDS MGT - DIST CLERK						
31 -000-1030	CASH IN BANK	1,427.39	305.40	0.82CR	1,731.97	1,604.12
31 -000-1040	CASH IN TEXPOOL	0.00	0.00	0.00	0.00	0.00
FUND 31	TOTAL	1,427.39	305.40	0.82CR	1,731.97	1,604.12

		BEGINNING BALANCE	TOTAL DEBITS	TOTAL CREDITS	ENDING BALANCE	AVERAGE DAILY BALANCE
SECURITY FUND						
32 -000-1030	CASH IN BANK	94,237.88	1,193.18	2,154.87CR	93,276.19	93,938.39
32 -000-1040	CASH IN TEXPOOL	5,001.76	0.72	1.76CR	5,000.72	5,000.68
FUND 32 TOTAL		99,239.64	1,193.90	2,156.63CR	98,276.91	98,939.07
APPELLATE JUDICIAL SYSTEM						
33 -000-1030	CASH IN BANK	0.00	0.00	0.00	0.00	0.00
FUND 33 TOTAL		0.00	0.00	0.00	0.00	0.00
CHILD ABUSE PREVENTION						
34 -000-1030	CASH IN BANK	4,775.19	75.00	0.00	4,850.19	4,824.54
FUND 34 TOTAL		4,775.19	75.00	0.00	4,850.19	4,824.54
CHILD WELFARE						
35 -000-1030	CASH IN BANK	8,281.51	4.92	0.00	8,286.43	8,281.67
35 -000-1040	CASH IN TEXPOOL	4,189.33	0.63	0.00	4,189.96	4,189.35
FUND 35 TOTAL		12,470.84	5.55	0.00	12,476.39	12,471.02
HISTORICAL COMMISSION						
36 -000-1030	CASH IN BANK	19,977.20	401.87	0.00	20,379.07	20,002.74
36 -000-1040	CASH IN TEX POOL	3,496.64	0.52	0.00	3,497.16	3,496.66
FUND 36 TOTAL		23,473.84	402.39	0.00	23,876.23	23,499.40
MEDIATION FUND						
37 -000-1030	CASH IN BANK	1,450.00	0.00	0.00	1,450.00	1,450.00
FUND 37 TOTAL		1,450.00	0.00	0.00	1,450.00	1,450.00
JURY						
38 -000-1030	CASH IN BANK	0.00	0.00	0.00	0.00	0.00
FUND 38 TOTAL		0.00	0.00	0.00	0.00	0.00
HIGHWAY						
40 -000-1030	CASH IN BANK	477,090.92CR	8,623.30	0.00	468,467.62CR	472,669.28CR
FUND 40 TOTAL		477,090.92CR	8,623.30	0.00	468,467.62CR	472,669.28CR

		BEGINNING BALANCE	TOTAL DEBITS	TOTAL CREDITS	ENDING BALANCE	AVERAGE DAILY BALANCE
ROAD & BRIDGE GEN NO. 1						
41 -000-1030	CASH IN BANK	404,801.87	265.40	81,314.97CR	323,752.30	363,009.69
41 -000-1040	CASH IN TEX POOL	14,971.98	2.18	0.00	14,974.16	14,972.05
FUND 41 TOTAL		419,773.85	267.58	81,314.97CR	338,726.46	377,981.74
ROAD & BRIDGE GEN NO. 2						
42 -000-1030	CASH IN BANK	409,701.09	231.56	46,351.97CR	363,580.68	390,160.75
42 -000-1040	CASH IN TEXPOOL	15,208.60	2.19	0.00	15,210.79	15,208.67
FUND 42 TOTAL		424,909.69	233.75	46,351.97CR	378,791.47	405,369.42
ROAD & BRIDGE GEN NO. 3						
43 -000-1030	CASH IN BANK	271,020.33	840.08	35,556.67CR	236,303.74	256,578.51
43 -000-1040	CASH IN TEX POOL	23,904.68	3.43	0.00	23,908.11	23,904.79
FUND 43 TOTAL		294,925.01	843.51	35,556.67CR	260,211.85	280,483.30
ROAD & BRIDGE GEN NO. 4						
44 -000-1030	CASH IN BANK	830,540.43	473.90	75,299.01CR	755,715.32	798,471.21
44 -000-1040	CASH IN TEX POOL	14,522.45	2.06	0.00	14,524.51	14,522.52
FUND 44 TOTAL		845,062.88	475.96	75,299.01CR	770,239.83	812,993.73
ROAD & BRIDGE LATERAL RD						
45 -000-1030	CASH IN BANK	21,267.09	0.00	0.00	21,267.09	21,267.09
FUND 45 TOTAL		21,267.09	0.00	0.00	21,267.09	21,267.09
PCT#1 BRIDGE REPLACEMENT						
46 -000-1030	CASH IN BANK	0.00	0.00	0.00	0.00	0.00
46 -000-1040	CASH IN TEX POOL	0.00	0.00	0.00	0.00	0.00
FUND 46 TOTAL		0.00	0.00	0.00	0.00	0.00
PCT#2 BRIDGE REPLACEMENT						
47 -000-1030	CASH IN BANK	0.00	0.00	0.00	0.00	0.00
47 -000-1040	CASH IN TEX POOL	0.00	0.00	0.00	0.00	0.00
FUND 47 TOTAL		0.00	0.00	0.00	0.00	0.00

		BEGINNING BALANCE	TOTAL DEBITS	TOTAL CREDITS	ENDING BALANCE	AVERAGE DAILY BALANCE
PCT#3 BRIDGE REPLACEMENT						
48 -000-1030	CASH IN BANK	0.00	0.00	0.00	0.00	0.00
48 -000-1040	CASH IN TEX POOL	0.00	0.00	0.00	0.00	0.00
FUND 48 TOTAL		0.00	0.00	0.00	0.00	0.00
PCT#4 BRIDGE REPLACEMENT						
49 -000-1030	CASH IN BANK	0.00	0.00	0.00	0.00	0.00
49 -000-1040	CASH IN TEX POOL	0.00	0.00	0.00	0.00	0.00
FUND 49 TOTAL		0.00	0.00	0.00	0.00	0.00
PCT#1 EQUIPMENT REPLACMNT						
50 -000-1030	CASH IN BANK	9.66CR	0.00	0.01CR	9.67CR	9.66CR
50 -000-1040	CASH IN TEX POOL	0.96	0.00	0.00	0.96	0.96
FUND 50 TOTAL		8.70CR	0.00	0.01CR	8.71CR	8.70CR
PCT#2 EQUIPMENT REPLACMNT						
51 -000-1030	CASH IN BANK	40,161.39	23.84	0.00	40,185.23	40,162.16
51 -000-1040	CASH IN TEX POOL	0.78	0.00	0.00	0.78	0.78
FUND 51 TOTAL		40,162.17	23.84	0.00	40,186.01	40,162.94
PCT#3 EQUIPMENT REPLACMNT						
52 -000-1030	CASH IN BANK	20,005.62	11.87	0.00	20,017.49	20,006.00
52 -000-1040	CASH IN TEX POOL	0.13	0.00	0.00	0.13	0.13
FUND 52 TOTAL		20,005.75	11.87	0.00	20,017.62	20,006.13
PCT#4 EQUIPMENT REPLACMNT						
53 -000-1030	CASH IN BANK	23,471.81	13.93	0.00	23,485.74	23,472.26
53 -000-1040	CASH IN TEX POOL	4,729.27	0.68	0.00	4,729.95	4,729.29
FUND 53 TOTAL		28,201.08	14.61	0.00	28,215.69	28,201.55
COMMUNITY DEVELOPMNT GRNT						
55 -000-1050	CASH-COMMUNITY A	0.00	35,925.70	35,925.70CR	0.00	0.00
FUND 55 TOTAL		0.00	35,925.70	35,925.70CR	0.00	0.00

		BEGINNING BALANCE	TOTAL DEBITS	TOTAL CREDITS	ENDING BALANCE	AVERAGE DAILY BALANCE
MAURITZ CAMP FUND						
56 -000-1030	CASH IN BANK	9,291.17	656.36	0.00	9,947.53	9,375.32
56 -000-1040	CASH IN TEXPOOL	942.16	0.05	0.00	942.21	942.16
FUND 56 TOTAL		10,233.33	656.41	0.00	10,889.74	10,317.48
ABANDONED MOTOR VEHICLE						
57 -000-1030	CASH IN BANK	5,196.88	654.00	1,751.92CR	4,098.96	4,389.67
57 -000-1040	CASH IN TEXPOOL	4,123.50	0.62	1.29CR	4,122.83	4,122.71
57 -000-1055	CASH IN BANK - A	371.25	0.00	0.00	371.25	371.25
FUND 57 TOTAL		9,691.63	654.62	1,753.21CR	8,593.04	8,883.63
RECYCLING GRANT						
58 -000-1030	CASH IN BANK	0.00	0.00	0.00	0.00	0.00
FUND 58 TOTAL		0.00	0.00	0.00	0.00	0.00
TIFB GRANT						
59 -000-1030	CASH IN BANK	0.00	0.00	0.00	0.00	0.00
FUND 59 TOTAL		0.00	0.00	0.00	0.00	0.00
COASTAL IMPCT ASSISTANCE						
72 -000-1030	CASH IN BANK	9,402.09	0.00	0.00	9,402.09	9,402.09
FUND 72 TOTAL		9,402.09	0.00	0.00	9,402.09	9,402.09
AIRPORT						
80 -000-1030	CASH IN BANK	7,074.00	1,879.38	5,233.76CR	3,719.62	4,893.25
80 -000-1032	CLEARING	766.48	271.39	779.32CR	258.55	467.76
80 -000-1040	CASH IN TEXPOOL	4,967.49	0.72	0.00	4,968.21	4,967.51
FUND 80 TOTAL		12,807.97	2,151.49	6,013.08CR	8,946.38	10,328.52
JAIL COMMISSARY						
81 -000-1030	CASH IN BANK	795.88	0.48	224.96CR	571.40	766.87
81 -000-1040	CASH IN TEXPOOL	1,274.59	0.26	0.00	1,274.85	1,274.60
FUND 81 TOTAL		2,070.47	0.74	224.96CR	1,846.25	2,041.47

		BEGINNING BALANCE	TOTAL DEBITS	TOTAL CREDITS	ENDING BALANCE	AVERAGE DAILY BALANCE
PASSPORT PICTURE FUND						
82 -000-1030	CASH IN BANK	0.00	0.00	0.00	0.00	0.00
	FUND 82 TOTAL	0.00	0.00	0.00	0.00	0.00
STATE FEES						
88 -000-1030	CASH IN BANK	49,948.19	28,459.47	6,137.05CR	72,270.61	61,705.56
	FUND 88 TOTAL	49,948.19	28,459.47	6,137.05CR	72,270.61	61,705.56
TRUST INVESTMENT						
89 -000-1020	CASH- WILBREEZE	0.00	0.00	0.00	0.00	0.00
89 -000-1030	CASH IN BANK	0.00	0.00	0.00	0.00	0.00
89 -000-1040	CASH IN TEXPOOL	81,643.25	11.46	0.00	81,654.71	81,643.62
	FUND 89 TOTAL	81,643.25	11.46	0.00	81,654.71	81,643.62
DISTRICT CLERK RESRV ACCT						
90 -000-1030	CASH IN BANK	24,243.27	0.00	100.00CR	24,143.27	24,181.98
90 -000-1040	CASH IN TEXPOOL	0.00	0.00	0.00	0.00	0.00
	FUND 90 TOTAL	24,243.27	0.00	100.00CR	24,143.27	24,181.98
CNTYWIDE DRAINAGE DIST						
92 -000-1030	CASH IN BANK	53,757.86	105,349.12	95,251.03CR	63,855.95	58,032.16
92 -000-1040	CASH IN TEXPOOL	0.00	0.00	0.00	0.00	0.00
	FUND 92 TOTAL	53,757.86	105,349.12	95,251.03CR	63,855.95	58,032.16
OFFICE FEE ACCOUNT						
93 -000-1030	CASH IN BANK	0.00	0.00	0.00	0.00	0.00
	FUND 93 TOTAL	0.00	0.00	0.00	0.00	0.00
OMNIBASE COLLECTION FUND						
94 -000-1030	CASH IN BANK	0.00	0.00	0.00	0.00	0.00
	FUND 94 TOTAL	0.00	0.00	0.00	0.00	0.00
	REPORT TOTALS	7,499,177.89	898,452.90	1,126,045.38CR	7,271,585.41	7,485,148.23

		BEGINNING BALANCE	TOTAL DEBITS	TOTAL CREDITS	ENDING BALANCE	AVERAGE DAILY BALANCE
GENERAL						
10 -000-1020	CHANGE FUND/PETT	141.00	0.00	0.00	141.00	141.00
10 -000-1030	CASH IN BANK	3,227,367.64	1,803,433.38	505,915.52CR	4,524,885.50	4,059,735.75
10 -000-1034	CASH IN BANK -	2,939.38	1,878.61	2,996.38CR	1,821.61	2,352.37
10 -000-1040	CASH IN TEX POOL	245,591.55	36.02	0.00	245,627.57	245,595.38
10 -000-1042	CASH IN TEXAS CL	502,198.79	93.53	0.00	502,292.32	502,201.81
10 -000-1045	CASH IN T BILLS	0.00	0.00	0.00	0.00	0.00
10 -000-1046	CASH IN C.D.'S	17,417.21	0.00	0.00	17,417.21	17,417.21
FUND 10 TOTAL		3,995,655.57	1,805,441.54	508,911.90CR	5,292,185.21	4,827,443.52
SALES TAX						
11 -000-1030	CASH IN BANK	665,207.46	50,943.92	0.00	716,151.38	696,182.21
11 -000-1040	CASH IN TEX POOL	4,777.99	0.64	0.00	4,778.63	4,778.01
FUND 11 TOTAL		669,985.45	50,944.56	0.00	720,930.01	700,960.22
PERMANENT IMPROVEMENT						
12 -000-1030	CASH IN BANK	208,194.35	128.22	0.00	208,322.57	208,198.49
12 -000-1040	CASH IN TEX POOL	1,025.48	0.05	0.00	1,025.53	1,025.48
FUND 12 TOTAL		209,219.83	128.27	0.00	209,348.10	209,223.97
COMMISSARY TELEPHONE						
15 -000-1030	CASH IN BANK	75,370.71	2,153.22	603.45CR	76,920.48	75,918.43
15 -000-1040	CASH IN TEXPOOL	4,000.62	0.60	0.62CR	4,000.60	4,000.06
FUND 15 TOTAL		79,371.33	2,153.82	604.07CR	80,921.08	79,918.49
COURT REPORTER SERVICES						
16 -000-1030	CASH IN BANK	2,811.08	165.00	0.00	2,976.08	2,853.66
FUND 16 TOTAL		2,811.08	165.00	0.00	2,976.08	2,853.66
DISTRICT ATTORNEY-HOT CHK						
17 -000-1030	CASH IN BANK	24,948.62	4,998.58	3,473.30CR	26,473.90	24,346.50
17 -000-1040	CASH IN TEX POOL	0.00	0.00	0.00	0.00	0.00
FUND 17 TOTAL		24,948.62	4,998.58	3,473.30CR	26,473.90	24,346.50

		BEGINNING BALANCE	TOTAL DEBITS	TOTAL CREDITS	ENDING BALANCE	AVERAGE DAILY BALANCE
ELECTIONS ADMINISTRATION						
18 -000-1030	CASH IN BANK	101.79	0.00	0.00	101.79	101.79
	FUND 18 TOTAL	----- 101.79	----- 0.00	----- 0.00	----- 101.79	----- 101.79
FORFEITURE-DIST ATTORNEY						
19 -000-1030	CASH IN BANK	68,906.72	42.35	333.41CR	68,615.66	68,787.44
19 -000-1040	CASH IN TEXPOOL	9,020.30	1.26	0.00	9,021.56	9,020.34
	FUND 19 TOTAL	----- 77,927.02	----- 43.61	----- 333.41CR	----- 77,637.22	----- 77,807.78
CAPITAL MURDER						
20 -000-1030	CASH IN BANK	0.00	0.00	0.00	0.00	0.00
20 -000-1040	CASH IN TEXPOOL	0.00	0.00	0.00	0.00	0.00
	FUND 20 TOTAL	----- 0.00	----- 0.00	----- 0.00	----- 0.00	----- 0.00
FORFEITURE-SHERIFF						
21 -000-1030	CASH IN BANK	19,240.39	11.70	337.50CR	18,914.59	19,001.25
21 -000-1040	CASH IN TEXPOOL	5,632.86	0.72	0.00	5,633.58	5,632.88
	FUND 21 TOTAL	----- 24,873.25	----- 12.42	----- 337.50CR	----- 24,548.17	----- 24,634.13
HEALTH						
22 -000-1020	CHANGE FUND/PETT	50.00	0.00	0.00	50.00	50.00
22 -000-1030	CASH IN BANK	95,365.56	8,190.82	16,621.99CR	86,934.39	94,351.56
22 -000-1040	CASH IN TEXPOOL	4,674.43	0.64	0.67CR	4,674.40	4,673.82
	FUND 22 TOTAL	----- 100,089.99	----- 8,191.46	----- 16,622.66CR	----- 91,658.79	----- 99,075.38
TECHNOLOGY FUND						
23 -000-1030	CASH IN BANK	11,315.66	758.47	4,097.66CR	7,976.47	11,403.39
23 -000-1040	CASH IN TEXPOOL	0.00	0.00	0.00	0.00	0.00
	FUND 23 TOTAL	----- 11,315.66	----- 758.47	----- 4,097.66CR	----- 7,976.47	----- 11,403.39
JUV PROB DISCRETIONARY						
24 -000-1030	CASH IN BANK	5,678.55	0.00	0.00	5,678.55	5,678.55
	FUND 24 TOTAL	----- 5,678.55	----- 0.00	----- 0.00	----- 5,678.55	----- 5,678.55

		BEGINNING BALANCE	TOTAL DEBITS	TOTAL CREDITS	ENDING BALANCE	AVERAGE DAILY BALANCE
JUVENILE PROBATION GRANTS						
25 -000-1030	CASH IN BANK	38,257.12	15,677.49	9,462.46CR	44,472.15	40,515.64
25 -000-1040	CASH IN TEXPOOL	2,078.42	0.31	0.00	2,078.73	2,078.43
FUND 25 TOTAL		40,335.54	15,677.80	9,462.46CR	46,550.88	42,594.07
LAW LIBRARY						
26 -000-1030	CASH IN BANK	3,079.59	665.00	1,373.39CR	2,371.20	3,204.64
FUND 26 TOTAL		3,079.59	665.00	1,373.39CR	2,371.20	3,204.64
LEOSE-LAW ENF OFFICERS ED						
27 -000-1030	CASH IN BANK	4,697.49	0.00	372.00CR	4,325.49	4,685.49
FUND 27 TOTAL		4,697.49	0.00	372.00CR	4,325.49	4,685.49
LIBRARY-MEMORIAL FUND						
28 -000-1030	CASH IN BANK	51,368.67	738.55	692.90CR	51,414.32	51,632.14
28 -000-1040	CASH IN TEXPOOL	2,120.26	0.31	0.00	2,120.57	2,120.27
FUND 28 TOTAL		53,488.93	738.86	692.90CR	53,534.89	53,752.41
RECORDS MGT- COUNTY CLERK						
29 -000-1030	CASH IN BANK	127,849.79	1,785.00	5,878.37CR	123,756.42	125,167.01
29 -000-1040	CASH IN TEXPOOL	2,600.32	0.31	0.32CR	2,600.31	2,600.03
FUND 29 TOTAL		130,450.11	1,785.31	5,878.69CR	126,356.73	127,767.04
RECORDS MGT - COUNTY						
30 -000-1030	CASH IN BANK	24,112.19	221.28	27.50CR	24,305.97	24,204.76
30 -000-1040	CASH IN TEXPOOL	0.00	0.00	0.00	0.00	0.00
FUND 30 TOTAL		24,112.19	221.28	27.50CR	24,305.97	24,204.76
RECORDS MGT - DIST CLERK						
31 -000-1030	CASH IN BANK	1,731.97	250.00	892.47CR	1,089.50	1,451.31
31 -000-1040	CASH IN TEXPOOL	0.00	0.00	0.00	0.00	0.00
FUND 31 TOTAL		1,731.97	250.00	892.47CR	1,089.50	1,451.31

		BEGINNING BALANCE	TOTAL DEBITS	TOTAL CREDITS	ENDING BALANCE	AVERAGE DAILY BALANCE
SECURITY FUND						
32 -000-1030	CASH IN BANK	93,276.19	1,212.49	714.84CR	93,773.84	93,541.13
32 -000-1040	CASH IN TEXPOOL	5,000.72	0.66	0.72CR	5,000.66	5,000.07
FUND 32 TOTAL		98,276.91	1,213.15	715.56CR	98,774.50	98,541.20
APPELLATE JUDICIAL SYSTEM						
33 -000-1030	CASH IN BANK	0.00	0.00	0.00	0.00	0.00
FUND 33 TOTAL		0.00	0.00	0.00	0.00	0.00
CHILD ABUSE PREVENTION						
34 -000-1030	CASH IN BANK	4,850.19	40.00	0.00	4,890.19	4,870.51
FUND 34 TOTAL		4,850.19	40.00	0.00	4,890.19	4,870.51
CHILD WELFARE						
35 -000-1030	CASH IN BANK	8,286.43	5.10	0.00	8,291.53	8,286.59
35 -000-1040	CASH IN TEXPOOL	4,189.96	0.62	0.00	4,190.58	4,189.98
FUND 35 TOTAL		12,476.39	5.72	0.00	12,482.11	12,476.57
HISTORICAL COMMISSION						
36 -000-1030	CASH IN BANK	20,379.07	12.55	17.99CR	20,373.63	20,378.89
36 -000-1040	CASH IN TEX POOL	3,497.16	0.42	0.00	3,497.58	3,497.17
FUND 36 TOTAL		23,876.23	12.97	17.99CR	23,871.21	23,876.06
MEDIATION FUND						
37 -000-1030	CASH IN BANK	1,450.00	0.00	0.00	1,450.00	1,450.00
FUND 37 TOTAL		1,450.00	0.00	0.00	1,450.00	1,450.00
JURY						
38 -000-1030	CASH IN BANK	0.00	0.00	0.00	0.00	0.00
FUND 38 TOTAL		0.00	0.00	0.00	0.00	0.00
HIGHWAY						
40 -000-1030	CASH IN BANK	468,467.62CR	49,765.42	0.00	418,702.20CR	443,521.71CR
FUND 40 TOTAL		468,467.62CR	49,765.42	0.00	418,702.20CR	443,521.71CR

		BEGINNING BALANCE	TOTAL DEBITS	TOTAL CREDITS	ENDING BALANCE	AVERAGE DAILY BALANCE
ROAD & BRIDGE GEN NO. 1						
41 -000-1030	CASH IN BANK	323,752.30	822.45	38,247.04CR	286,327.71	317,044.89
41 -000-1040	CASH IN TEX POOL	14,974.16	2.00	0.00	14,976.16	14,974.22
FUND 41 TOTAL		338,726.46	824.45	38,247.04CR	301,303.87	332,019.11
ROAD & BRIDGE GEN NO. 2						
42 -000-1030	CASH IN BANK	363,580.68	211.44	43,160.92CR	320,631.20	345,666.12
42 -000-1040	CASH IN TEXPOOL	15,210.79	2.06	0.00	15,212.85	15,210.86
FUND 42 TOTAL		378,791.47	213.50	43,160.92CR	335,844.05	360,876.98
ROAD & BRIDGE GEN NO. 3						
43 -000-1030	CASH IN BANK	236,303.74	182.32	33,615.64CR	202,870.42	222,283.57
43 -000-1040	CASH IN TEX POOL	23,908.11	3.23	0.00	23,911.34	23,908.21
FUND 43 TOTAL		260,211.85	185.55	33,615.64CR	226,781.76	246,191.78
ROAD & BRIDGE GEN NO. 4						
44 -000-1030	CASH IN BANK	755,715.32	1,152.86	57,408.70CR	699,459.48	731,208.08
44 -000-1040	CASH IN TEX POOL	14,524.51	1.96	0.00	14,526.47	14,524.57
FUND 44 TOTAL		770,239.83	1,154.82	57,408.70CR	713,985.95	745,732.65
ROAD & BRIDGE LATERAL RD						
45 -000-1030	CASH IN BANK	21,267.09	0.00	5,316.77CR	15,950.32	17,493.90
FUND 45 TOTAL		21,267.09	0.00	5,316.77CR	15,950.32	17,493.90
PCT#1 BRIDGE REPLACEMENT						
46 -000-1030	CASH IN BANK	0.00	0.00	0.00	0.00	0.00
46 -000-1040	CASH IN TEX POOL	0.00	0.00	0.00	0.00	0.00
FUND 46 TOTAL		0.00	0.00	0.00	0.00	0.00
PCT#2 BRIDGE REPLACEMENT						
47 -000-1030	CASH IN BANK	0.00	0.00	0.00	0.00	0.00
47 -000-1040	CASH IN TEX POOL	0.00	0.00	0.00	0.00	0.00
FUND 47 TOTAL		0.00	0.00	0.00	0.00	0.00

		BEGINNING BALANCE	TOTAL DEBITS	TOTAL CREDITS	ENDING BALANCE	AVERAGE DAILY BALANCE
PCT#3 BRIDGE REPLACEMENT						
48 -000-1030	CASH IN BANK	0.00	0.00	0.00	0.00	0.00
48 -000-1040	CASH IN TEX POOL	0.00	0.00	0.00	0.00	0.00
FUND 48 TOTAL		0.00	0.00	0.00	0.00	0.00
PCT#4 BRIDGE REPLACEMENT						
49 -000-1030	CASH IN BANK	0.00	0.00	0.00	0.00	0.00
49 -000-1040	CASH IN TEX POOL	0.00	0.00	0.00	0.00	0.00
FUND 49 TOTAL		0.00	0.00	0.00	0.00	0.00
PCT#1 EQUIPMENT REPLACMNT						
50 -000-1030	CASH IN BANK	9.67CR	9.67	0.01CR	0.01CR	9.36CR
50 -000-1040	CASH IN TEX POOL	0.96	0.00	0.00	0.96	0.96
FUND 50 TOTAL		8.71CR	9.67	0.01CR	0.95	8.40CR
PCT#2 EQUIPMENT REPLACMNT						
51 -000-1030	CASH IN BANK	40,185.23	24.75	0.00	40,209.98	40,186.03
51 -000-1040	CASH IN TEX POOL	0.78	0.00	0.00	0.78	0.78
FUND 51 TOTAL		40,186.01	24.75	0.00	40,210.76	40,186.81
PCT#3 EQUIPMENT REPLACMNT						
52 -000-1030	CASH IN BANK	20,017.49	12.33	0.00	20,029.82	20,017.89
52 -000-1040	CASH IN TEX POOL	0.13	0.00	0.00	0.13	0.13
FUND 52 TOTAL		20,017.62	12.33	0.00	20,029.95	20,018.02
PCT#4 EQUIPMENT REPLACMNT						
53 -000-1030	CASH IN BANK	23,485.74	14.46	0.00	23,500.20	23,486.21
53 -000-1040	CASH IN TEX POOL	4,729.95	0.64	0.00	4,730.59	4,729.97
FUND 53 TOTAL		28,215.69	15.10	0.00	28,230.79	28,216.18
COMMUNITY DEVELOPMNT GRNT						
55 -000-1050	CASH-COMMUNITY A	0.00	4,165.00	665.00CR	3,500.00	2,252.42
FUND 55 TOTAL		0.00	4,165.00	665.00CR	3,500.00	2,252.42

		BEGINNING BALANCE	TOTAL DEBITS	TOTAL CREDITS	ENDING BALANCE	AVERAGE DAILY BALANCE
MAURITZ CAMP FUND						
56 -000-1030	CASH IN BANK	9,947.53	6.13	0.00	9,953.66	9,947.73
56 -000-1040	CASH IN TEXPOOL	942.21	0.02	0.00	942.23	942.21
FUND 56	TOTAL	10,889.74	6.15	0.00	10,895.89	10,889.94
ABANDONED MOTOR VEHICLE						
57 -000-1030	CASH IN BANK	4,098.96	0.00	607.98CR	3,490.98	3,804.71
57 -000-1040	CASH IN TEXPOOL	4,122.83	0.62	0.62CR	4,122.83	4,122.27
57 -000-1055	CASH IN BANK - A	371.25	0.00	0.00	371.25	371.25
FUND 57	TOTAL	8,593.04	0.62	608.60CR	7,985.06	8,298.23
RECYCLING GRANT						
58 -000-1030	CASH IN BANK	0.00	0.00	0.00	0.00	0.00
FUND 58	TOTAL	0.00	0.00	0.00	0.00	0.00
TIFB GRANT						
59 -000-1030	CASH IN BANK	0.00	0.00	0.00	0.00	0.00
FUND 59	TOTAL	0.00	0.00	0.00	0.00	0.00
COASTAL IMPCT ASSISTANCE						
72 -000-1030	CASH IN BANK	9,402.09	0.00	138.56CR	9,263.53	9,397.62
FUND 72	TOTAL	9,402.09	0.00	138.56CR	9,263.53	9,397.62
AIRPORT						
80 -000-1030	CASH IN BANK	3,719.62	3,217.60	752.77CR	6,184.45	5,199.71
80 -000-1032	CLEARING	258.55	569.35	272.49CR	555.41	147.56
80 -000-1040	CASH IN TEXPOOL	4,968.21	0.64	0.00	4,968.85	4,968.23
FUND 80	TOTAL	8,946.38	3,787.59	1,025.26CR	11,708.71	10,315.50
JAIL COMMISSARY						
81 -000-1030	CASH IN BANK	571.40	872.63	1,265.98CR	178.05	1,064.12
81 -000-1040	CASH IN TEXPOOL	1,274.85	0.28	0.00	1,275.13	1,274.86
FUND 81	TOTAL	1,846.25	872.91	1,265.98CR	1,453.18	2,338.98

		BEGINNING BALANCE	TOTAL DEBITS	TOTAL CREDITS	ENDING BALANCE	AVERAGE DAILY BALANCE
PASSPORT PICTURE FUND						
82 -000-1030	CASH IN BANK	0.00	0.00	0.00	0.00	0.00
	FUND 82 TOTAL	----- 0.00	----- 0.00	----- 0.00	----- 0.00	----- 0.00
STATE FEES						
88 -000-1030	CASH IN BANK	72,270.61	27,688.82	68,233.95CR	31,725.48	72,432.65
	FUND 88 TOTAL	----- 72,270.61	----- 27,688.82	----- 68,233.95CR	----- 31,725.48	----- 72,432.65
TRUST INVESTMENT						
89 -000-1020	CASH- WILBREEZE	0.00	0.00	0.00	0.00	0.00
89 -000-1030	CASH IN BANK	0.00	7,309.90	7,309.90CR	0.00	1,616.95
89 -000-1040	CASH IN TEXPOOL	81,654.71	6,973.24	347.90CR	88,280.05	85,865.99
	FUND 89 TOTAL	----- 81,654.71	----- 14,283.14	----- 7,657.80CR	----- 88,280.05	----- 87,482.94
DISTRICT CLERK RESRV ACCT						
90 -000-1030	CASH IN BANK	24,143.27	37.68	0.00	24,180.95	24,160.29
90 -000-1040	CASH IN TEXPOOL	0.00	0.00	0.00	0.00	0.00
	FUND 90 TOTAL	----- 24,143.27	----- 37.68	----- 0.00	----- 24,180.95	----- 24,160.29
CNTYWIDE DRAINAGE DIST						
92 -000-1030	CASH IN BANK	63,855.95	333,145.74	178,017.02CR	218,984.67	235,997.76
92 -000-1040	CASH IN TEXPOOL	0.00	0.00	0.00	0.00	0.00
	FUND 92 TOTAL	----- 63,855.95	----- 333,145.74	----- 178,017.02CR	----- 218,984.67	----- 235,997.76
OFFICE FEE ACCOUNT						
93 -000-1030	CASH IN BANK	0.00	0.00	0.00	0.00	0.00
	FUND 93 TOTAL	----- 0.00	----- 0.00	----- 0.00	----- 0.00	----- 0.00
OMNIBASE COLLECTION FUND						
94 -000-1030	CASH IN BANK	0.00	0.00	0.00	0.00	0.00
	FUND 94 TOTAL	----- 0.00	----- 0.00	----- 0.00	----- 0.00	----- 0.00
	REPORT TOTALS	=====	=====	=====	=====	=====
		7,271,585.41	2,329,641.06	989,174.71CR	8,612,051.76	8,273,093.09

		BEGINNING BALANCE	TOTAL DEBITS	TOTAL CREDITS	ENDING BALANCE	AVERAGE DAILY BALANCE
GENERAL						
10 -000-1020	CHANGE FUND/PETT	141.00	0.00	0.00	141.00	141.00
10 -000-1030	CASH IN BANK	4,524,885.50	2,577,520.02	438,436.80CR	6,663,968.72	6,015,212.83
10 -000-1034	CASH IN BANK -	1,821.61	1,706.61	1,877.61CR	1,650.61	626.01
10 -000-1040	CASH IN TEX POOL	245,627.57	154.05	123.50CR	245,658.12	245,706.37
10 -000-1042	CASH IN TEXAS CL	502,292.32	67.79	0.00	502,360.11	502,294.74
10 -000-1045	CASH IN T BILLS	0.00	0.00	0.00	0.00	0.00
10 -000-1046	CASH IN C.D.'S	17,417.21	0.00	0.00	17,417.21	17,417.21
FUND 10 TOTAL		5,292,185.21	2,579,448.47	440,437.91CR	7,431,195.77	6,781,398.16
SALES TAX						
11 -000-1030	CASH IN BANK	716,151.38	61,354.65	0.00	777,506.03	757,496.97
11 -000-1040	CASH IN TEX POOL	4,778.63	0.56	0.00	4,779.19	4,778.65
FUND 11 TOTAL		720,930.01	61,355.21	0.00	782,285.22	762,275.62
PERMANENT IMPROVEMENT						
12 -000-1030	CASH IN BANK	208,322.57	123.18	0.00	208,445.75	208,326.97
12 -000-1040	CASH IN TEX POOL	1,025.53	0.00	0.00	1,025.53	1,025.53
FUND 12 TOTAL		209,348.10	123.18	0.00	209,471.28	209,352.50
COMMISSARY TELEPHONE						
15 -000-1030	CASH IN BANK	76,920.48	1,116.00	1,076.67CR	76,959.81	77,842.85
15 -000-1040	CASH IN TEXPOOL	4,000.60	0.49	0.60CR	4,000.49	4,000.02
FUND 15 TOTAL		80,921.08	1,116.49	1,077.27CR	80,960.30	81,842.87
COURT REPORTER SERVICES						
16 -000-1030	CASH IN BANK	2,976.08	210.00	0.00	3,186.08	3,025.90
FUND 16 TOTAL		2,976.08	210.00	0.00	3,186.08	3,025.90
DISTRICT ATTORNEY-HOT CHK						
17 -000-1030	CASH IN BANK	26,473.90	4,439.24	5,689.14CR	25,224.00	24,878.89
17 -000-1040	CASH IN TEX POOL	0.00	0.00	0.00	0.00	0.00
FUND 17 TOTAL		26,473.90	4,439.24	5,689.14CR	25,224.00	24,878.89

		BEGINNING BALANCE	TOTAL DEBITS	TOTAL CREDITS	ENDING BALANCE	AVERAGE DAILY BALANCE
ELECTIONS ADMINISTRATION						
18 -000-1030	CASH IN BANK	101.79	0.00	0.00	101.79	101.79
	FUND 18 TOTAL	----- 101.79	----- 0.00	----- 0.00	----- 101.79	----- 101.79
FORFEITURE-DIST ATTORNEY						
19 -000-1030	CASH IN BANK	68,615.66	40.44	157.27CR	68,498.83	68,514.22
19 -000-1040	CASH IN TEXPOOL	9,021.56	1.04	0.00	9,022.60	9,021.60
	FUND 19 TOTAL	----- 77,637.22	----- 41.48	----- 157.27CR	----- 77,521.43	----- 77,535.82
CAPITAL MURDER						
20 -000-1030	CASH IN BANK	0.00	0.00	0.00	0.00	0.00
20 -000-1040	CASH IN TEXPOOL	0.00	0.00	0.00	0.00	0.00
	FUND 20 TOTAL	----- 0.00	----- 0.00	----- 0.00	----- 0.00	----- 0.00
FORFEITURE-SHERIFF						
21 -000-1030	CASH IN BANK	18,914.59	11.18	0.00	18,925.77	18,914.99
21 -000-1040	CASH IN TEXPOOL	5,633.58	0.60	0.00	5,634.18	5,633.60
	FUND 21 TOTAL	----- 24,548.17	----- 11.78	----- 0.00	----- 24,559.95	----- 24,548.59
HEALTH						
22 -000-1020	CHANGE FUND/PETT	50.00	0.00	0.00	50.00	50.00
22 -000-1030	CASH IN BANK	86,934.39	2,840.44	17,137.81CR	72,637.02	82,518.74
22 -000-1040	CASH IN TEXPOOL	4,674.40	0.56	0.64CR	4,674.32	4,673.78
	FUND 22 TOTAL	----- 91,658.79	----- 2,841.00	----- 17,138.45CR	----- 77,361.34	----- 87,242.52
TECHNOLOGY FUND						
23 -000-1030	CASH IN BANK	7,976.47	877.44	347.66CR	8,506.25	8,244.06
23 -000-1040	CASH IN TEXPOOL	0.00	0.00	0.00	0.00	0.00
	FUND 23 TOTAL	----- 7,976.47	----- 877.44	----- 347.66CR	----- 8,506.25	----- 8,244.06
JUV PROB DISCRETIONARY						
24 -000-1030	CASH IN BANK	5,678.55	548.00	14.50CR	6,212.05	5,937.84
	FUND 24 TOTAL	----- 5,678.55	----- 548.00	----- 14.50CR	----- 6,212.05	----- 5,937.84

		BEGINNING BALANCE	TOTAL DEBITS	TOTAL CREDITS	ENDING BALANCE	AVERAGE DAILY BALANCE
JUVENILE PROBATION GRANTS						
25 -000-1030	CASH IN BANK	44,472.15	8,387.08	9,554.95CR	43,304.28	41,266.23
25 -000-1040	CASH IN TEXPOOL	2,078.73	0.28	0.00	2,079.01	2,078.74
FUND 25	TOTAL	46,550.88	8,387.36	9,554.95CR	45,383.29	43,344.97
LAW LIBRARY						
26 -000-1030	CASH IN BANK	2,371.20	805.00	1,205.09CR	1,971.11	2,540.44
FUND 26	TOTAL	2,371.20	805.00	1,205.09CR	1,971.11	2,540.44
LEOSE-LAW ENF OFFICERS ED						
27 -000-1030	CASH IN BANK	4,325.49	662.67	667.50CR	4,320.66	4,325.32
FUND 27	TOTAL	4,325.49	662.67	667.50CR	4,320.66	4,325.32
LIBRARY-MEMORIAL FUND						
28 -000-1030	CASH IN BANK	51,414.32	91.41	14.14CR	51,491.59	51,437.08
28 -000-1040	CASH IN TEXPOOL	2,120.57	0.28	0.00	2,120.85	2,120.58
FUND 28	TOTAL	53,534.89	91.69	14.14CR	53,612.44	53,557.66
RECORDS MGT- COUNTY CLERK						
29 -000-1030	CASH IN BANK	123,756.42	1,265.00	1,395.54CR	123,625.88	123,669.12
29 -000-1040	CASH IN TEXPOOL	2,600.31	0.28	0.31CR	2,600.28	2,600.01
FUND 29	TOTAL	126,356.73	1,265.28	1,395.85CR	126,226.16	126,269.13
RECORDS MGT - COUNTY						
30 -000-1030	CASH IN BANK	24,305.97	655.35	0.00	24,961.32	24,683.64
30 -000-1040	CASH IN TEXPOOL	0.00	0.00	0.00	0.00	0.00
FUND 30	TOTAL	24,305.97	655.35	0.00	24,961.32	24,683.64
RECORDS MGT - DIST CLERK						
31 -000-1030	CASH IN BANK	1,089.50	386.04	0.00	1,475.54	1,200.68
31 -000-1040	CASH IN TEXPOOL	0.00	0.00	0.00	0.00	0.00
FUND 31	TOTAL	1,089.50	386.04	0.00	1,475.54	1,200.68

		BEGINNING BALANCE	TOTAL DEBITS	TOTAL CREDITS	ENDING BALANCE	AVERAGE DAILY BALANCE
SECURITY FUND						
32 -000-1030	CASH IN BANK	93,773.84	1,300.85	945.32CR	94,129.37	93,861.09
32 -000-1040	CASH IN TEXPOOL	5,000.66	0.56	0.66CR	5,000.56	5,000.02
	FUND 32 TOTAL	98,774.50	1,301.41	945.98CR	99,129.93	98,861.11
APPELLATE JUDICIAL SYSTEM						
33 -000-1030	CASH IN BANK	0.00	0.00	0.00	0.00	0.00
	FUND 33 TOTAL	0.00	0.00	0.00	0.00	0.00
CHILD ABUSE PREVENTION						
34 -000-1030	CASH IN BANK	4,890.19	107.65	0.00	4,997.84	4,911.97
	FUND 34 TOTAL	4,890.19	107.65	0.00	4,997.84	4,911.97
CHILD WELFARE						
35 -000-1030	CASH IN BANK	8,291.53	4.90	0.00	8,296.43	8,291.71
35 -000-1040	CASH IN TEXPOOL	4,190.58	0.54	0.00	4,191.12	4,190.60
	FUND 35 TOTAL	12,482.11	5.44	0.00	12,487.55	12,482.31
HISTORICAL COMMISSION						
36 -000-1030	CASH IN BANK	20,373.63	11.73	1,000.00CR	19,385.36	19,838.33
36 -000-1040	CASH IN TEX POOL	3,497.58	0.32	0.00	3,497.90	3,497.59
	FUND 36 TOTAL	23,871.21	12.05	1,000.00CR	22,883.26	23,335.92
MEDIATION FUND						
37 -000-1030	CASH IN BANK	1,450.00	0.00	0.00	1,450.00	1,450.00
	FUND 37 TOTAL	1,450.00	0.00	0.00	1,450.00	1,450.00
JURY						
38 -000-1030	CASH IN BANK	0.00	0.00	0.00	0.00	0.00
	FUND 38 TOTAL	0.00	0.00	0.00	0.00	0.00
HIGHWAY						
40 -000-1030	CASH IN BANK	418,702.20CR	71,307.72	0.00	347,394.48CR	376,540.92CR
	FUND 40 TOTAL	418,702.20CR	71,307.72	0.00	347,394.48CR	376,540.92CR

		BEGINNING BALANCE	TOTAL DEBITS	TOTAL CREDITS	ENDING BALANCE	AVERAGE DAILY BALANCE
ROAD & BRIDGE GEN NO. 1						
41 -000-1030	CASH IN BANK	286,327.71	155.76	22,945.43CR	263,538.04	278,088.57
41 -000-1040	CASH IN TEX POOL	14,976.16	1.66	0.00	14,977.82	14,976.22
FUND 41 TOTAL		301,303.87	157.42	22,945.43CR	278,515.86	293,064.79
ROAD & BRIDGE GEN NO. 2						
42 -000-1030	CASH IN BANK	320,631.20	172.42	26,762.14CR	294,041.48	309,671.30
42 -000-1040	CASH IN TEXPOOL	15,212.85	1.70	0.00	15,214.55	15,212.91
FUND 42 TOTAL		335,844.05	174.12	26,762.14CR	309,256.03	324,884.21
ROAD & BRIDGE GEN NO. 3						
43 -000-1030	CASH IN BANK	202,870.42	105.73	22,667.54CR	180,308.61	193,832.73
43 -000-1040	CASH IN TEX POOL	23,911.34	2.70	0.00	23,914.04	23,911.44
FUND 43 TOTAL		226,781.76	108.43	22,667.54CR	204,222.65	217,744.17
ROAD & BRIDGE GEN NO. 4						
44 -000-1030	CASH IN BANK	699,459.48	395.62	43,528.10CR	656,327.00	688,360.25
44 -000-1040	CASH IN TEX POOL	14,526.47	1.65	0.00	14,528.12	14,526.53
FUND 44 TOTAL		713,985.95	397.27	43,528.10CR	670,855.12	702,886.78
ROAD & BRIDGE LATERAL RD						
45 -000-1030	CASH IN BANK	15,950.32	0.00	0.00	15,950.32	15,950.32
FUND 45 TOTAL		15,950.32	0.00	0.00	15,950.32	15,950.32
PCT#1 BRIDGE REPLACEMENT						
46 -000-1030	CASH IN BANK	0.00	0.00	0.00	0.00	0.00
46 -000-1040	CASH IN TEX POOL	0.00	0.00	0.00	0.00	0.00
FUND 46 TOTAL		0.00	0.00	0.00	0.00	0.00
PCT#2 BRIDGE REPLACEMENT						
47 -000-1030	CASH IN BANK	0.00	0.00	0.00	0.00	0.00
47 -000-1040	CASH IN TEX POOL	0.00	0.00	0.00	0.00	0.00
FUND 47 TOTAL		0.00	0.00	0.00	0.00	0.00

		BEGINNING BALANCE	TOTAL DEBITS	TOTAL CREDITS	ENDING BALANCE	AVERAGE DAILY BALANCE
PCT#3 BRIDGE REPLACEMENT						
48 -000-1030	CASH IN BANK	0.00	0.00	0.00	0.00	0.00
48 -000-1040	CASH IN TEX POOL	0.00	0.00	0.00	0.00	0.00
FUND 48	TOTAL	0.00	0.00	0.00	0.00	0.00
PCT#4 BRIDGE REPLACEMENT						
49 -000-1030	CASH IN BANK	0.00	0.00	0.00	0.00	0.00
49 -000-1040	CASH IN TEX POOL	0.00	0.00	0.00	0.00	0.00
FUND 49	TOTAL	0.00	0.00	0.00	0.00	0.00
PCT#1 EQUIPMENT REPLACMNT						
50 -000-1030	CASH IN BANK	0.01CR	0.00	0.00	0.01CR	0.01CR
50 -000-1040	CASH IN TEX POOL	0.96	0.00	0.00	0.96	0.96
FUND 50	TOTAL	0.95	0.00	0.00	0.95	0.95
PCT#2 EQUIPMENT REPLACMNT						
51 -000-1030	CASH IN BANK	40,209.98	18.71	16,000.00CR	24,228.69	31,639.22
51 -000-1040	CASH IN TEX POOL	0.78	0.00	0.00	0.78	0.78
FUND 51	TOTAL	40,210.76	18.71	16,000.00CR	24,229.47	31,640.00
PCT#3 EQUIPMENT REPLACMNT						
52 -000-1030	CASH IN BANK	20,029.82	0.44	20,000.00CR	30.26	744.12
52 -000-1040	CASH IN TEX POOL	0.13	0.00	0.00	0.13	0.13
FUND 52	TOTAL	20,029.95	0.44	20,000.00CR	30.39	744.25
PCT#4 EQUIPMENT REPLACMNT						
53 -000-1030	CASH IN BANK	23,500.20	13.90	0.00	23,514.10	23,500.70
53 -000-1040	CASH IN TEX POOL	4,730.59	0.56	0.00	4,731.15	4,730.61
FUND 53	TOTAL	28,230.79	14.46	0.00	28,245.25	28,231.31
COMMUNITY DEVELOPMNT GRNT						
55 -000-1050	CASH-COMMUNITY A	3,500.00	891.60	4,391.60CR	0.00	191.06
FUND 55	TOTAL	3,500.00	891.60	4,391.60CR	0.00	191.06

		BEGINNING BALANCE	TOTAL DEBITS	TOTAL CREDITS	ENDING BALANCE	AVERAGE DAILY BALANCE
MAURITZ CAMP FUND						
56 -000-1030	CASH IN BANK	9,953.66	282.00	0.00	10,235.66	10,151.02
56 -000-1040	CASH IN TEXPOOL	942.23	0.00	0.00	942.23	942.23
FUND 56 TOTAL		10,895.89	282.00	0.00	11,177.89	11,093.25
ABANDONED MOTOR VEHICLE						
57 -000-1030	CASH IN BANK	3,490.98	0.00	160.00CR	3,330.98	3,405.27
57 -000-1040	CASH IN TEXPOOL	4,122.83	0.53	0.62CR	4,122.74	4,122.23
57 -000-1055	CASH IN BANK - A	371.25	0.00	0.00	371.25	371.25
FUND 57 TOTAL		7,985.06	0.53	160.62CR	7,824.97	7,898.75
RECYCLING GRANT						
58 -000-1030	CASH IN BANK	0.00	0.00	0.00	0.00	0.00
FUND 58 TOTAL		0.00	0.00	0.00	0.00	0.00
TIFB GRANT						
59 -000-1030	CASH IN BANK	0.00	0.00	0.00	0.00	0.00
FUND 59 TOTAL		0.00	0.00	0.00	0.00	0.00
COASTAL IMPCT ASSISTANCE						
72 -000-1030	CASH IN BANK	9,263.53	0.00	0.00	9,263.53	9,263.53
FUND 72 TOTAL		9,263.53	0.00	0.00	9,263.53	9,263.53
AIRPORT						
80 -000-1030	CASH IN BANK	6,184.45	1,381.10	12,161.89CR	4,596.34CR	1,158.69
80 -000-1032	CLEARING	555.41	520.46	567.79CR	508.08	28.70
80 -000-1040	CASH IN TEXPOOL	4,968.85	0.56	0.00	4,969.41	4,968.87
FUND 80 TOTAL		11,708.71	1,902.12	12,729.68CR	881.15	6,156.26
JAIL COMMISSARY						
81 -000-1030	CASH IN BANK	178.05	637.69	587.64CR	228.10	636.08
81 -000-1040	CASH IN TEXPOOL	1,275.13	0.18	0.00	1,275.31	1,275.14
FUND 81 TOTAL		1,453.18	637.87	587.64CR	1,503.41	1,911.22

		BEGINNING BALANCE	TOTAL DEBITS	TOTAL CREDITS	ENDING BALANCE	AVERAGE DAILY BALANCE
PASSPORT PICTURE FUND						
82 -000-1030	CASH IN BANK	0.00	0.00	0.00	0.00	0.00
	FUND 82 TOTAL	----- 0.00	----- 0.00	----- 0.00	----- 0.00	----- 0.00
STATE FEES						
88 -000-1030	CASH IN BANK	31,725.48	37,287.81	5,127.84CR	63,885.45	46,718.20
	FUND 88 TOTAL	----- 31,725.48	----- 37,287.81	----- 5,127.84CR	----- 63,885.45	----- 46,718.20
TRUST INVESTMENT						
89 -000-1020	CASH- WILBREEZE	0.00	0.00	0.00	0.00	0.00
89 -000-1030	CASH IN BANK	0.00	0.00	800.00CR	800.00CR	28.57CR
89 -000-1040	CASH IN TEXPOOL	88,280.05	9.66	0.00	88,289.71	88,280.40
	FUND 89 TOTAL	----- 88,280.05	----- 9.66	----- 800.00CR	----- 87,489.71	----- 88,251.83
DISTRICT CLERK RESRV ACCT						
90 -000-1030	CASH IN BANK	24,180.95	0.00	144.57CR	24,036.38	24,101.67
90 -000-1040	CASH IN TEXPOOL	0.00	0.00	0.00	0.00	0.00
	FUND 90 TOTAL	----- 24,180.95	----- 0.00	----- 144.57CR	----- 24,036.38	----- 24,101.67
CNTYWIDE DRAINAGE DIST						
92 -000-1030	CASH IN BANK	218,984.67	479,892.85	627,651.97CR	71,225.55	195,665.27
92 -000-1040	CASH IN TEXPOOL	0.00	0.00	0.00	0.00	0.00
	FUND 92 TOTAL	----- 218,984.67	----- 479,892.85	----- 627,651.97CR	----- 71,225.55	----- 195,665.27
OFFICE FEE ACCOUNT						
93 -000-1030	CASH IN BANK	0.00	0.00	0.00	0.00	0.00
	FUND 93 TOTAL	----- 0.00	----- 0.00	----- 0.00	----- 0.00	----- 0.00
OMNIBASE COLLECTION FUND						
94 -000-1030	CASH IN BANK	0.00	0.00	0.00	0.00	0.00
	FUND 94 TOTAL	----- 0.00	----- 0.00	----- 0.00	----- 0.00	----- 0.00
	REPORT TOTALS	===== 8,612,051.76	===== 3,257,775.24	===== 1,283,142.84CR	===== 10,586,684.16	===== 10,093,204.61

		BEGINNING BALANCE	TOTAL DEBITS	TOTAL CREDITS	ENDING BALANCE	AVERAGE DAILY BALANCE
GENERAL						
10 -000-1020	CHANGE FUND/PETT	141.00	0.00	0.00	141.00	141.00
10 -000-1030	CASH IN BANK	6,663,968.72	312,143.46	592,794.64CR	6,383,317.54	6,641,858.96
10 -000-1034	CASH IN BANK -	1,650.61	2,648.26	1,647.61CR	2,651.26	1,182.56
10 -000-1040	CASH IN TEX POOL	245,658.12	32.87	0.00	245,690.99	245,661.52
10 -000-1042	CASH IN TEXAS CL	502,360.11	74.52	0.00	502,434.63	502,362.51
10 -000-1045	CASH IN T BILLS	0.00	0.00	0.00	0.00	0.00
10 -000-1046	CASH IN C.D.'S	17,417.21	36.50	0.00	17,453.71	17,436.05
FUND 10 TOTAL		7,431,195.77	314,935.61	594,442.25CR	7,151,689.13	7,408,642.60
SALES TAX						
11 -000-1030	CASH IN BANK	777,506.03	54,226.59	0.00	831,732.62	815,614.93
11 -000-1040	CASH IN TEX POOL	4,779.19	0.62	0.00	4,779.81	4,779.21
FUND 11 TOTAL		782,285.22	54,227.21	0.00	836,512.43	820,394.14
PERMANENT IMPROVEMENT						
12 -000-1030	CASH IN BANK	208,445.75	141.29	0.00	208,587.04	208,450.31
12 -000-1040	CASH IN TEX POOL	1,025.53	0.00	0.00	1,025.53	1,025.53
FUND 12 TOTAL		209,471.28	141.29	0.00	209,612.57	209,475.84
COMMISSARY TELEPHONE						
15 -000-1030	CASH IN BANK	76,959.81	1,400.00	3,019.42CR	75,340.39	77,433.60
15 -000-1040	CASH IN TEXPOOL	4,000.49	0.56	0.49CR	4,000.56	4,000.02
FUND 15 TOTAL		80,960.30	1,400.56	3,019.91CR	79,340.95	81,433.62
COURT REPORTER SERVICES						
16 -000-1030	CASH IN BANK	3,186.08	255.00	0.00	3,441.08	3,316.24
FUND 16 TOTAL		3,186.08	255.00	0.00	3,441.08	3,316.24
DISTRICT ATTORNEY-HOT CHK						
17 -000-1030	CASH IN BANK	25,224.00	2,318.80	43.74CR	27,499.06	25,746.01
17 -000-1040	CASH IN TEX POOL	0.00	0.00	0.00	0.00	0.00
FUND 17 TOTAL		25,224.00	2,318.80	43.74CR	27,499.06	25,746.01

		BEGINNING BALANCE	TOTAL DEBITS	TOTAL CREDITS	ENDING BALANCE	AVERAGE DAILY BALANCE
ELECTIONS ADMINISTRATION						
18 -000-1030	CASH IN BANK	101.79	0.00	0.00	101.79	101.79
	FUND 18 TOTAL	----- 101.79	----- 0.00	----- 0.00	----- 101.79	----- 101.79
FORFEITURE-DIST ATTORNEY						
19 -000-1030	CASH IN BANK	68,498.83	3,296.79	274.87CR	71,520.75	68,484.53
19 -000-1040	CASH IN TEXPOOL	9,022.60	1.14	0.00	9,023.74	9,022.64
	FUND 19 TOTAL	----- 77,521.43	----- 3,297.93	----- 274.87CR	----- 80,544.49	----- 77,507.17
CAPITAL MURDER						
20 -000-1030	CASH IN BANK	0.00	0.00	0.00	0.00	0.00
20 -000-1040	CASH IN TEXPOOL	0.00	0.00	0.00	0.00	0.00
	FUND 20 TOTAL	----- 0.00	----- 0.00	----- 0.00	----- 0.00	----- 0.00
FORFEITURE-SHERIFF						
21 -000-1030	CASH IN BANK	18,925.77	2,320.18	1,000.00CR	20,245.95	18,484.49
21 -000-1040	CASH IN TEXPOOL	5,634.18	0.64	0.00	5,634.82	5,634.20
	FUND 21 TOTAL	----- 24,559.95	----- 2,320.82	----- 1,000.00CR	----- 25,880.77	----- 24,118.69
HEALTH						
22 -000-1020	CHANGE FUND/PETT	50.00	0.00	0.00	50.00	50.00
22 -000-1030	CASH IN BANK	72,637.02	6,743.88	15,629.74CR	63,751.16	69,651.79
22 -000-1040	CASH IN TEXPOOL	4,674.32	0.62	0.56CR	4,674.38	4,673.78
	FUND 22 TOTAL	----- 77,361.34	----- 6,744.50	----- 15,630.30CR	----- 68,475.54	----- 74,375.57
TECHNOLOGY FUND						
23 -000-1030	CASH IN BANK	8,506.25	1,168.76	1,032.66CR	8,642.35	8,458.27
23 -000-1040	CASH IN TEXPOOL	0.00	0.00	0.00	0.00	0.00
	FUND 23 TOTAL	----- 8,506.25	----- 1,168.76	----- 1,032.66CR	----- 8,642.35	----- 8,458.27
JUV PROB DISCRETIONARY						
24 -000-1030	CASH IN BANK	6,212.05	167.50	0.00	6,379.55	6,217.45
	FUND 24 TOTAL	----- 6,212.05	----- 167.50	----- 0.00	----- 6,379.55	----- 6,217.45

		BEGINNING BALANCE	TOTAL DEBITS	TOTAL CREDITS	ENDING BALANCE	AVERAGE DAILY BALANCE
JUVENILE PROBATION GRANTS						
25 -000-1030	CASH IN BANK	43,304.28	8,390.61	6,185.35CR	45,509.54	43,407.78
25 -000-1040	CASH IN TEXPOOL	2,079.01	0.31	0.00	2,079.32	2,079.02
FUND 25	TOTAL	----- 45,383.29	----- 8,390.92	----- 6,185.35CR	----- 47,588.86	----- 45,486.80
LAW LIBRARY						
26 -000-1030	CASH IN BANK	1,971.11	980.00	1,050.90CR	1,900.21	2,317.61
FUND 26	TOTAL	----- 1,971.11	----- 980.00	----- 1,050.90CR	----- 1,900.21	----- 2,317.61
LEOSE-LAW ENF OFFICERS ED						
27 -000-1030	CASH IN BANK	4,320.66	2,868.41	264.00CR	6,925.07	7,035.78
FUND 27	TOTAL	----- 4,320.66	----- 2,868.41	----- 264.00CR	----- 6,925.07	----- 7,035.78
LIBRARY-MEMORIAL FUND						
28 -000-1030	CASH IN BANK	51,491.59	2,060.68	166.12CR	53,386.15	52,636.63
28 -000-1040	CASH IN TEXPOOL	2,120.85	0.31	0.00	2,121.16	2,120.86
FUND 28	TOTAL	----- 53,612.44	----- 2,060.99	----- 166.12CR	----- 55,507.31	----- 54,757.49
RECORDS MGT- COUNTY CLERK						
29 -000-1030	CASH IN BANK	123,625.88	1,420.00	1,385.01CR	123,660.87	123,659.08
29 -000-1040	CASH IN TEXPOOL	2,600.28	0.31	0.28CR	2,600.31	2,600.01
FUND 29	TOTAL	----- 126,226.16	----- 1,420.31	----- 1,385.29CR	----- 126,261.18	----- 126,259.09
RECORDS MGT - COUNTY						
30 -000-1030	CASH IN BANK	24,961.32	1,926.12	0.78CR	26,886.66	25,635.16
30 -000-1040	CASH IN TEXPOOL	0.00	0.00	0.00	0.00	0.00
FUND 30	TOTAL	----- 24,961.32	----- 1,926.12	----- 0.78CR	----- 26,886.66	----- 25,635.16
RECORDS MGT - DIST CLERK						
31 -000-1030	CASH IN BANK	1,475.54	441.04	140.11CR	1,776.47	1,698.32
31 -000-1040	CASH IN TEXPOOL	0.00	0.00	0.00	0.00	0.00
FUND 31	TOTAL	----- 1,475.54	----- 441.04	----- 140.11CR	----- 1,776.47	----- 1,698.32

		BEGINNING BALANCE	TOTAL DEBITS	TOTAL CREDITS	ENDING BALANCE	AVERAGE DAILY BALANCE
SECURITY FUND						
32 -000-1030	CASH IN BANK	94,129.37	1,617.75	911.23CR	94,835.89	94,309.40
32 -000-1040	CASH IN TEXPOOL	5,000.56	0.62	0.56CR	5,000.62	5,000.02
FUND 32	TOTAL	99,129.93	1,618.37	911.79CR	99,836.51	99,309.42
APPELLATE JUDICIAL SYSTEM						
33 -000-1030	CASH IN BANK	0.00	0.00	0.00	0.00	0.00
FUND 33	TOTAL	0.00	0.00	0.00	0.00	0.00
CHILD ABUSE PREVENTION						
34 -000-1030	CASH IN BANK	4,997.84	267.00	0.00	5,264.84	5,199.13
FUND 34	TOTAL	4,997.84	267.00	0.00	5,264.84	5,199.13
CHILD WELFARE						
35 -000-1030	CASH IN BANK	8,296.43	5.62	0.00	8,302.05	8,296.61
35 -000-1040	CASH IN TEXPOOL	4,191.12	0.61	0.00	4,191.73	4,191.14
FUND 35	TOTAL	12,487.55	6.23	0.00	12,493.78	12,487.75
HISTORICAL COMMISSION						
36 -000-1030	CASH IN BANK	19,385.36	13.14	0.00	19,398.50	19,385.78
36 -000-1040	CASH IN TEX POOL	3,497.90	0.34	0.00	3,498.24	3,497.91
FUND 36	TOTAL	22,883.26	13.48	0.00	22,896.74	22,883.69
MEDIATION FUND						
37 -000-1030	CASH IN BANK	1,450.00	0.00	0.00	1,450.00	1,450.00
FUND 37	TOTAL	1,450.00	0.00	0.00	1,450.00	1,450.00
JURY						
38 -000-1030	CASH IN BANK	0.00	0.00	0.00	0.00	0.00
FUND 38	TOTAL	0.00	0.00	0.00	0.00	0.00
HIGHWAY						
40 -000-1030	CASH IN BANK	347,394.48CR	104,602.61	0.00	242,791.87CR	288,307.83CR
FUND 40	TOTAL	347,394.48CR	104,602.61	0.00	242,791.87CR	288,307.83CR

		BEGINNING BALANCE	TOTAL DEBITS	TOTAL CREDITS	ENDING BALANCE	AVERAGE DAILY BALANCE
ROAD & BRIDGE GEN NO. 1						
41 -000-1030	CASH IN BANK	263,538.04	0.00	42,152.14CR	221,385.90	244,543.45
41 -000-1040	CASH IN TEX POOL	14,977.82	1.86	0.00	14,979.68	14,977.88
FUND 41 TOTAL		278,515.86	1.86	42,152.14CR	236,365.58	259,521.33
ROAD & BRIDGE GEN NO. 2						
42 -000-1030	CASH IN BANK	294,041.48	0.00	29,841.07CR	264,200.41	281,970.61
42 -000-1040	CASH IN TEXPOOL	15,214.55	1.91	0.00	15,216.46	15,214.61
FUND 42 TOTAL		309,256.03	1.91	29,841.07CR	279,416.87	297,185.22
ROAD & BRIDGE GEN NO. 3						
43 -000-1030	CASH IN BANK	180,308.61	0.00	27,375.40CR	152,933.21	169,830.65
43 -000-1040	CASH IN TEX POOL	23,914.04	2.95	0.00	23,916.99	23,914.14
FUND 43 TOTAL		204,222.65	2.95	27,375.40CR	176,850.20	193,744.79
ROAD & BRIDGE GEN NO. 4						
44 -000-1030	CASH IN BANK	656,327.00	500.00	36,082.84CR	620,744.16	641,434.75
44 -000-1040	CASH IN TEX POOL	14,528.12	1.81	0.00	14,529.93	14,528.18
FUND 44 TOTAL		670,855.12	501.81	36,082.84CR	635,274.09	655,962.93
ROAD & BRIDGE LATERAL RD						
45 -000-1030	CASH IN BANK	15,950.32	0.00	5,316.77CR	10,633.55	12,863.16
FUND 45 TOTAL		15,950.32	0.00	5,316.77CR	10,633.55	12,863.16
PCT#1 BRIDGE REPLACEMENT						
46 -000-1030	CASH IN BANK	0.00	0.00	0.00	0.00	0.00
46 -000-1040	CASH IN TEX POOL	0.00	0.00	0.00	0.00	0.00
FUND 46 TOTAL		0.00	0.00	0.00	0.00	0.00
PCT#2 BRIDGE REPLACEMENT						
47 -000-1030	CASH IN BANK	0.00	0.00	0.00	0.00	0.00
47 -000-1040	CASH IN TEX POOL	0.00	0.00	0.00	0.00	0.00
FUND 47 TOTAL		0.00	0.00	0.00	0.00	0.00

		BEGINNING BALANCE	TOTAL DEBITS	TOTAL CREDITS	ENDING BALANCE	AVERAGE DAILY BALANCE
PCT#3 BRIDGE REPLACEMENT						
48 -000-1030	CASH IN BANK	0.00	0.00	0.00	0.00	0.00
48 -000-1040	CASH IN TEX POOL	0.00	0.00	0.00	0.00	0.00
FUND 48	TOTAL	0.00	0.00	0.00	0.00	0.00
PCT#4 BRIDGE REPLACEMENT						
49 -000-1030	CASH IN BANK	0.00	0.00	0.00	0.00	0.00
49 -000-1040	CASH IN TEX POOL	0.00	0.00	0.00	0.00	0.00
FUND 49	TOTAL	0.00	0.00	0.00	0.00	0.00
PCT#1 EQUIPMENT REPLACMNT						
50 -000-1030	CASH IN BANK	0.01CR	0.00	0.00	0.01CR	0.01CR
50 -000-1040	CASH IN TEX POOL	0.96	0.00	0.00	0.96	0.96
FUND 50	TOTAL	0.95	0.00	0.00	0.95	0.95
PCT#2 EQUIPMENT REPLACMNT						
51 -000-1030	CASH IN BANK	24,228.69	16.42	0.00	24,245.11	24,229.22
51 -000-1040	CASH IN TEX POOL	0.78	0.00	0.00	0.78	0.78
FUND 51	TOTAL	24,229.47	16.42	0.00	24,245.89	24,230.00
PCT#3 EQUIPMENT REPLACMNT						
52 -000-1030	CASH IN BANK	30.26	0.02	0.00	30.28	30.26
52 -000-1040	CASH IN TEX POOL	0.13	0.00	0.00	0.13	0.13
FUND 52	TOTAL	30.39	0.02	0.00	30.41	30.39
PCT#4 EQUIPMENT REPLACMNT						
53 -000-1030	CASH IN BANK	23,514.10	15.94	0.00	23,530.04	23,514.61
53 -000-1040	CASH IN TEX POOL	4,731.15	0.62	0.00	4,731.77	4,731.17
FUND 53	TOTAL	28,245.25	16.56	0.00	28,261.81	28,245.78
COMMUNITY DEVELOPMNT GRNT						
55 -000-1050	CASH-COMMUNITY A	0.00	88,118.40	88,118.40CR	0.00	2,842.53
FUND 55	TOTAL	0.00	88,118.40	88,118.40CR	0.00	2,842.53

		BEGINNING BALANCE	TOTAL DEBITS	TOTAL CREDITS	ENDING BALANCE	AVERAGE DAILY BALANCE
MAURITZ CAMP FUND						
56 -000-1030	CASH IN BANK	10,235.66	6.94	0.00	10,242.60	10,235.88
56 -000-1040	CASH IN TEXPOOL	942.23	0.00	0.00	942.23	942.23
FUND 56	TOTAL	11,177.89	6.94	0.00	11,184.83	11,178.11
ABANDONED MOTOR VEHICLE						
57 -000-1030	CASH IN BANK	3,330.98	0.00	1,523.84CR	1,807.14	2,455.97
57 -000-1040	CASH IN TEXPOOL	4,122.74	0.61	0.53CR	4,122.82	4,122.23
57 -000-1055	CASH IN BANK - A	371.25	21,636.76	0.00	22,008.01	1,069.21
FUND 57	TOTAL	7,824.97	21,637.37	1,524.37CR	27,937.97	7,647.41
RECYCLING GRANT						
58 -000-1030	CASH IN BANK	0.00	0.00	0.00	0.00	0.00
FUND 58	TOTAL	0.00	0.00	0.00	0.00	0.00
TIFB GRANT						
59 -000-1030	CASH IN BANK	0.00	0.00	0.00	0.00	0.00
FUND 59	TOTAL	0.00	0.00	0.00	0.00	0.00
COASTAL IMPCT ASSISTANCE						
72 -000-1030	CASH IN BANK	9,263.53	0.00	0.00	9,263.53	9,263.53
FUND 72	TOTAL	9,263.53	0.00	0.00	9,263.53	9,263.53
AIRPORT						
80 -000-1030	CASH IN BANK	4,596.34CR	3,128.08	1,010.64CR	2,478.90CR	3,384.59CR
80 -000-1032	CLEARING	508.08	933.70	520.68CR	921.10	50.71
80 -000-1040	CASH IN TEXPOOL	4,969.41	0.62	0.00	4,970.03	4,969.43
FUND 80	TOTAL	881.15	4,062.40	1,531.32CR	3,412.23	1,635.55
JAIL COMMISSARY						
81 -000-1030	CASH IN BANK	228.10	0.00	375.90CR	147.80CR	9.84
81 -000-1040	CASH IN TEXPOOL	1,275.31	0.17	0.00	1,275.48	1,275.32
FUND 81	TOTAL	1,503.41	0.17	375.90CR	1,127.68	1,285.16

		BEGINNING BALANCE	TOTAL DEBITS	TOTAL CREDITS	ENDING BALANCE	AVERAGE DAILY BALANCE
PASSPORT PICTURE FUND						
82 -000-1030	CASH IN BANK	0.00	0.00	0.00	0.00	0.00
	FUND 82 TOTAL	----- 0.00	----- 0.00	----- 0.00	----- 0.00	----- 0.00
STATE FEES						
88 -000-1030	CASH IN BANK	63,885.45	42,514.99	25,683.80CR	80,716.64	83,344.48
	FUND 88 TOTAL	----- 63,885.45	----- 42,514.99	----- 25,683.80CR	----- 80,716.64	----- 83,344.48
TRUST INVESTMENT						
89 -000-1020	CASH- WILBREEZE	0.00	0.00	0.00	0.00	0.00
89 -000-1030	CASH IN BANK	800.00CR	1,120.00	0.00	320.00	10.32
89 -000-1040	CASH IN TEXPOOL	88,289.71	10.55	6,678.10CR	81,622.16	87,300.43
	FUND 89 TOTAL	----- 87,489.71	----- 1,130.55	----- 6,678.10CR	----- 81,942.16	----- 87,310.75
DISTRICT CLERK RESRV ACCT						
90 -000-1030	CASH IN BANK	24,036.38	74.32	85.00CR	24,025.70	24,053.50
90 -000-1040	CASH IN TEXPOOL	0.00	0.00	0.00	0.00	0.00
	FUND 90 TOTAL	----- 24,036.38	----- 74.32	----- 85.00CR	----- 24,025.70	----- 24,053.50
CNTYWIDE DRAINAGE DIST						
92 -000-1030	CASH IN BANK	71,225.55	18,796.78	90,022.33CR	0.00	32,294.17
92 -000-1040	CASH IN TEXPOOL	0.00	0.00	0.00	0.00	0.00
	FUND 92 TOTAL	----- 71,225.55	----- 18,796.78	----- 90,022.33CR	----- 0.00	----- 32,294.17
OFFICE FEE ACCOUNT						
93 -000-1030	CASH IN BANK	0.00	0.00	0.00	0.00	0.00
	FUND 93 TOTAL	----- 0.00	----- 0.00	----- 0.00	----- 0.00	----- 0.00
OMNIBASE COLLECTION FUND						
94 -000-1030	CASH IN BANK	0.00	0.00	0.00	0.00	0.00
	FUND 94 TOTAL	----- 0.00	----- 0.00	----- 0.00	----- 0.00	----- 0.00
	REPORT TOTALS	=====	=====	=====	=====	=====
		10,586,684.16	688,456.91	980,335.51CR	10,294,805.56	10,588,639.54

Pledge Security Listing
March 31, 2011

Cusip	ID	Description	Safekeep	Receipt	Face	Current Par	Cpn	Call	Mature	Moody S&P	Fitch	F115	Book	Market	Gain	
JACKSON COUNTY																
31335HQ30	863	FHLMC C90474	FHLB	xxx	1,057,687	33,285	7.00		08/01/21	AAA	AAA	AAA	HTM	33,320.11	35,781.35	2,461.24
31400EFU9	1115	FNMA 685179	FHLB	xxx	9,500,000	1,880,096	5.00		03/01/18	AAA	AAA	AAA	HTM	1,885,545.92	2,000,183.74	114,637.82
3128H4SR1	1176	FHLMC E96828	FHLB	xxx	2,113,672	181,738	4.50		06/01/13	AAA	AAA	AAA	HTM	181,842.62	186,765.31	4,922.69
31371LF53	1189	FNMA 254988	FHLB	x	4,620,668	513,852	4.00		11/01/13	AAA	AAA	AAA	HTM	513,882.32	526,892.41	13,010.09
31283KT40	1194	FHLMC G11471	FHLB	x	12,320,786	1,311,579	4.00		11/01/13	AAA	AAA	AAA	HTM	1,311,434.51	1,345,550.37	34,115.86
3128MBNA1	2047	FHLMC G12885	FHLB	x	8,737,093	3,641,284	5.00		06/01/21	AAA	AAA	AAA	HTM	3,640,878.70	3,871,230.81	230,352.11
3128MBTJ6	2412	FHLMC G13053	FHLB	x	13,200,000	5,618,892	4.50		04/01/23	AAA	AAA	AAA	HTM	5,703,804.02	5,892,812.48	189,008.46
31416XHX1	2473	FNMA AB2045	FHLB	x	2,997,642	2,925,700	3.50		01/01/21	AAA	AAA	AAA	HTM	2,972,838.28	3,013,470.89	40,632.61
649: JACKSON COUNTY					54,547,548	16,106,425							16,243,546.48	16,872,687.35	629,140.88	

Reference to Interest Rate Shifts represent a shift in the Treasury Curve. Actual Market Yield shift on Individual Securities may differ. See the report 'Market Yield Shift Assumptions' for more information.

Other Reports



Although the information in this report has been obtained from sources believed to be reliable, it's accuracy cannot be guaranteed

s:\Operational Departments\Accounting Department\Portfolio\mcp portfolio files\PledgeRptb32011.csv
Version 8/26/2010

Report Set Page # 180
03/31/11 - 4:14:58 PM

INVESTMENTS		02/28/2011				03/31/2011	
NAME	ACC'T #	BALANCE	INTEREST	DEPOSIT	WITHDRAW	BALANCE	
Road & Bridge Precinct #1	1100	14,977.82	1.86			14,979.68	
Road & Bridge Precinct #2	1200	15,214.55	1.91			15,216.46	
Road & Bridge Precinct #3	1300	23,914.04	2.95			23,916.99	
Road & Bridge Precinct #4	1400	14,528.12	1.81			14,529.93	
General	1500	245,658.12	30.45	2.42		245,690.99	
Historical Commission	1700	3,497.90	0.34			3,498.24	
Child Welfare	1800	4,191.12	0.61			4,191.73	
Sales Tax	2500	4,779.19	0.62			4,779.81	
Brackenridge School	4200	2,120.85	0.31			2,121.16	
Sheriff Forfeiture	4600	5,634.18	0.64			5,634.82	
District Attorney Forfeiture	4700	9,022.60	1.14			9,023.74	
Security Fund	5100	5,000.56	0.62		0.56	5,000.62	
Juvenile Probation Grants	5300	2,079.01	0.31			2,079.32	
Permanent Improvement	5500	1,025.53				1,025.53	
Abandoned Motor Vehicle	5700	4,122.74	0.61		0.53	4,122.82	
Records Management (Clerk only)	5800	2,600.28	0.31		0.28	2,600.31	
Airport	6000	4,969.41	0.62			4,970.03	
Health	6200	4,674.32	0.62		0.56	4,674.38	
Jail Commissary	6300	1,275.31	0.17			1,275.48	
Commissary Telephone	6400	4,000.49	0.56		0.49	4,000.56	
Boys Scouts/Camp Mauritz	7100	942.23				942.23	
Moore Seizure	7104	2,461.67	0.31			2,461.98	
Ramirez Seizure	7105	4,839.48	0.62			4,840.10	
DeLeon Seizure	7203	1,860.15	0.31			1,860.46	
Rojas Seizure	7210	10,876.79	1.34			10,878.13	
Ewing Seizure	7213	10,684.23	1.32			10,685.55	
Valdovinos-Rosas Seizure	7215	942.80			942.80	0.00	
Roman Seizure	7301	5,248.44	0.62			5,249.06	
Barron Seizure	7308	4,956.38	0.62			4,957.00	
Guerrero Seizure	7309	15,262.83	1.92			15,264.75	
Newton Seizure	7310	4,934.70	0.60		4,935.30	0.00	
Marks Seizure	7313	5,526.99	0.63			5,527.62	
Gonzalez Seizure #1	7314	5,000.95	0.62			5,001.57	
Gonzalez Seizure #2	7315	1,057.02				1,057.02	
Gonzalez/Samuel Seizure	7316	905.00				905.00	
Binning Heirs Trust Cause #4563	7406	2,217.81	0.31			2,218.12	
Cordele Church & Cemetery	7502	11,514.47	1.33		800.00	10,715.80	
Pct #1 Equipment Purchase	8500	0.96				0.96	
Pct #2 Equipment Purchase	8600	0.78				0.78	
Pct #3 Equipment Purchase	8700	0.13				0.13	
Pct #4 Equipment Purchase	8800	4,731.15	0.62			4,731.77	
TOTAL IN TEXPOOL		467,251.10	57.63	2.42	6,680.52	460,630.63	
AVERAGE INTEREST		0.1470%				0.1461%	
Texas CLASS		502,360.11	74.52			502,434.63	
AVERAGE INTEREST		0.1800%				0.1700%	
Transfer Station Certificate of Deposit Prosperity		17,417.21	36.50			17,453.71	
DEPOSITORY BANK ACCOUNT INTEREST							
Cafeteria (Flexible Spending) Account		21,062.26		33.96	3,253.57	17,842.65	

This report is made in accordance with provisions of Government Code 2256 (Section 2256.023), the Public Funds Investment Act.

The investments held in the Jackson County portfolio comply with the Public Funds Investment Act and the County's investment policy and strategies.

This report is true and correct to the best of my knowledge and belief according to the records of this office.

Respectfully Submitted,



Mary Horton, CCT, CIO