



**MINUTES OF COUNTY FINANCES  
TREASURER'S REPORT**


IN THE MATTER OF COUNTY  
FINANCES IN THE HANDS OF  
MARY HORTON, TREASURER OF  
JACKSON COUNTY, TEXAS

COMMISSIONERS' COURT JACKSON  
COUNTY, TEXAS IN REGULAR SESSION  
JANUARY TERM 2011


IN ACCORDANCE with Section 114.012, Local Government Code, we, the undersigned, constituting the entire Commissioners' Court of said County, certify that on the 31st day of January 2011, at the Regular term of Court, we compared and examined the quarterly report of Mary Horton, Treasurer of Jackson County, Texas, for October through December 2010, and finding the same correct, entered an order in the Minutes approving said report, which states total cash and other assets on hand as:  
**\$7,486,778.55**

  
Dennis S. Simons, County Judge

  
Wayne Hunt, Commissioner Pct. 1

  
Wayne Bubela, Commissioner Pct. 2


  
Johnny E. Belicek, Commissioner Pct. 3

  
Larry Deyton, Commissioner Pct. 4

SWORN TO AND SUBSCRIBED BEFORE ME, by Dennis S. Simons, County Judge, and County Commissioners of said Jackson County, each respectively, on this the 31st day of January A.D., 2011.

  
Attest: Barbara Williams, County Clerk

FILED FOR RECORD THIS 31st day of January A.D., 2011, and recorded on the 31st day of January, A.D. 2011.

  
Barbara Williams, County Clerk and  
Ex-Officio Clerk of the Commissioners'  
Court in and for Jackson County, Texas.

By: \_\_\_\_\_  
Deputy

FILED 1-31-11  
BARBARA WILLIAMS-Clerk of County Court  
Jackson County, Texas

BY 

**JACKSON COUNTY TREASURER'S  
QUARTERLY INVESTMENT REPORT  
FOR QUARTER ENDING DECEMBER 31, 2010**

THE PUBLIC FUNDS INVESTMENT ACT, CHAPTER 2256.023 OF THE GOVERNMENT CODE REQUIRES THE INVESTMENT OFFICER OF EACH LOCAL GOVERNMENT TO SUBMIT TO ITS GOVERNING BODY A QUARTERLY REPORT OF INVESTMENT TRANSACTIONS.

**CASH AVAILABILITY**

The cash in the depository checking account is monitored on a regular basis, and all excess funds, when available, are invested in the highest interest bearing account possible, and still maintain liquidity of funds as needed to meet County obligations.

Reconciled depository bank account balances are as follows:

October 31, 2010	\$ 6,680,581.70
November 30, 2010	\$ 6,568,992.20
December 31, 2010	\$ 6,555,811.97

**CURRENT YIELDS**

**December 31, 2010**

Prosperity Bank	1.00%
TexPool	0.1677%
Texas CLASS	0.2400%

**INVESTMENT STRATEGY - NEXT QUARTER**

The County invests a portion of its money in TexPool and Texas Class. The County continues to maintain a larger balance in the depository due to the contractual interest rate, which is currently higher than the pools.

**OPERATING PORTFOLIO**

The cash requirements of Jackson County for the first quarter 2011 shall be met with the funds in the depository bank, TexPool and Texas Class. Jackson County should have the funds needed to operate for the following quarter.

**PERFORMANCE MEASUREMENT**

The portfolio performance remained about the same as for the third quarter 2010. The average interest earned was about 0.1809% on TexPool accounts, about 0.2467% on the Texas Class investment and about 1% on the depository account.

**COLLATERAL ADEQUACY**

Collateralizing by the depository bank is sufficient to cover all funds deposited into the bank. Attached is a summary of investment transactions for the quarter ending September 30, 2010.



Mary Horton, CIO, CCT  
Jackson County Treasurer

GENERAL	CHANGE FUND/PETT	BEGINNING BALANCE	TOTAL DEBITS	TOTAL CREDITS	ENDING BALANCE	AVERAGE DAILY BALANCE
10 -000-1020	CASH IN BANK	141.00	0.00	0.00	141.00	141.00
10 -000-1030	CASH IN BANK	4,499,872.77	1,261,872.55	2,530,357.03CR	3,231,388.29	3,817,729.07
10 -000-1034	CASH IN BANK -	3,134.83	5,715.29	5,910.74CR	2,939.38	1,751.17
10 -000-1040	CASH IN TEX POOL	245,465.40	126.15	0.00	245,591.55	245,512.82
10 -000-1042	CASH IN TEXAS CL	501,885.63	313.16	0.00	502,198.79	501,997.08
10 -000-1045	CASH IN T BILLS	0.00	0.00	0.00	0.00	0.00
10 -000-1046	CASH IN C.D.'S	17,380.38	36.83	0.00	17,417.21	17,389.19
FUND 10 TOTAL		5,267,880.01	1,268,063.98	2,536,267.77CR	3,999,676.22	4,584,520.33
SALES TAX						
11 -000-1030	CASH IN BANK	1,065,103.06	150,104.40	550,000.00CR	665,207.46	883,076.52
11 -000-1040	CASH IN TEX POOL	4,775.72	2.27	0.00	4,777.99	4,776.55
FUND 11 TOTAL		1,069,878.78	150,106.67	550,000.00CR	669,985.45	887,853.07
PERMANENT IMPROVEMENT						
12 -000-1030	CASH IN BANK	188,804.63	23,874.72	4,485.00CR	208,194.35	198,384.90
12 -000-1040	CASH IN TEX POOL	1,024.80	0.68	0.00	1,025.48	1,025.10
FUND 12 TOTAL		189,829.43	23,875.40	4,485.00CR	209,219.83	199,410.00
COMMISSARY TELEPHONE						
15 -000-1030	CASH IN BANK	69,538.05	7,306.89	1,474.23CR	75,370.71	71,587.38
15 -000-1040	CASH IN TEXPOOL	4,000.63	1.84	1.85CR	4,000.62	4,000.37
FUND 15 TOTAL		73,538.68	7,308.73	1,476.08CR	79,371.33	75,587.75
COURT REPORTER SERVICES						
16 -000-1030	CASH IN BANK	2,406.08	405.00	0.00	2,811.08	2,605.32
FUND 16 TOTAL		2,406.08	405.00	0.00	2,811.08	2,605.32
DISTRICT ATTORNEY-HOT CHK						
17 -000-1030	CASH IN BANK	31,416.51	8,314.65	14,782.54CR	24,948.62	26,964.52
17 -000-1040	CASH IN TEX POOL	0.00	0.00	0.00	0.00	0.00
FUND 17 TOTAL		31,416.51	8,314.65	14,782.54CR	24,948.62	26,964.52

	BEGINNING BALANCE	TOTAL DEBITS	TOTAL CREDITS	ENDING BALANCE	AVERAGE DAILY BALANCE
ELECTIONS ADMINISTRATION 18 -000-1030 CASH IN BANK	163.29	0.00	61.50CR	101.79	132.90
FUND 18 TOTAL	163.29	0.00	61.50CR	101.79	132.90
FORFEITURE-DIST ATTORNEY 19 -000-1030 CASH IN BANK	60,636.63	16,455.70	8,185.61CR	68,906.72	66,971.82
19 -000-1040 CASH IN TEXPOOL	9,015.96	4.34	0.00	9,020.30	9,017.56
FUND 19 TOTAL	69,652.59	16,460.04	8,185.61CR	77,927.02	75,989.38
CAPITAL MURDER 20 -000-1030 CASH IN BANK	0.00	0.00	0.00	0.00	0.00
20 -000-1040 CASH IN TEXPOOL	0.00	0.00	0.00	0.00	0.00
FUND 20 TOTAL	0.00	0.00	0.00	0.00	0.00
FORFEITURE-SHERIFF 21 -000-1030 CASH IN BANK	14,761.08	5,479.31	1,000.00CR	19,240.39	19,546.51
21 -000-1040 CASH IN TEXPOOL	5,630.22	2.64	0.00	5,632.86	5,631.19
FUND 21 TOTAL	20,391.30	5,481.95	1,000.00CR	24,873.25	25,177.70
HEALTH 22 -000-1020 CHANGE FUND/PETT	50.00	0.00	0.00	50.00	50.00
22 -000-1030 CASH IN BANK	32,396.84	133,917.38	70,948.66CR	95,365.56	66,688.97
22 -000-1040 CASH IN TEXPOOL	4,674.66	2.18	2.41CR	4,674.43	4,674.24
FUND 22 TOTAL	37,121.50	133,919.56	70,951.07CR	100,089.99	71,413.21
TECHNOLOGY FUND 23 -000-1030 CASH IN BANK	13,903.32	2,140.03	4,727.69CR	11,315.66	11,540.95
23 -000-1040 CASH IN TEXPOOL	0.00	0.00	0.00	0.00	0.00
FUND 23 TOTAL	13,903.32	2,140.03	4,727.69CR	11,315.66	11,540.95
JUV PROB DISCRETIONARY 24 -000-1030 CASH IN BANK	4,823.55	855.00	0.00	5,678.55	5,225.17
FUND 24 TOTAL	4,823.55	855.00	0.00	5,678.55	5,225.17

	BEGINNING BALANCE	TOTAL DEBITS	TOTAL CREDITS	ENDING BALANCE	AVERAGE DAILY BALANCE
JUVENILE PROBATION GRANTS					
25 -000-1030 CASH IN BANK	28,773.46	49,422.35	39,938.69CR	38,257.12	33,063.29
25 -000-1040 CASH IN TEXPOOL	2,077.50	0.92	0.00	2,078.42	2,077.82
FUND 25 TOTAL	30,850.96	49,423.27	39,938.69CR	40,335.54	35,141.11
LAW LIBRARY					
26 -000-1030 CASH IN BANK	3,376.69	6,890.00	7,187.10CR	3,079.59	4,048.69
FUND 26 TOTAL	3,376.69	6,890.00	7,187.10CR	3,079.59	4,048.69
LEOSE-LAW ENF OFFICERS ED					
27 -000-1030 CASH IN BANK	6,056.99	0.00	1,359.50CR	4,697.49	5,997.88
FUND 27 TOTAL	6,056.99	0.00	1,359.50CR	4,697.49	5,997.88
LIBRARY-MEMORIAL FUND					
28 -000-1030 CASH IN BANK	51,654.13	546.85	832.31CR	51,368.67	51,681.03
28 -000-1040 CASH IN TEXPOOL	2,119.34	0.92	0.00	2,120.26	2,119.66
FUND 28 TOTAL	53,773.47	547.77	832.31CR	53,488.93	53,800.69
RECORDS MGT- COUNTY CLERK					
29 -000-1030 CASH IN BANK	128,908.42	4,240.00	5,298.63CR	127,849.79	128,415.19
29 -000-1040 CASH IN TEXPOOL	2,600.51	1.04	1.23CR	2,600.32	2,600.24
FUND 29 TOTAL	131,508.93	4,241.04	5,299.86CR	130,450.11	131,015.43
RECORDS MGT - COUNTY					
30 -000-1030 CASH IN BANK	25,689.21	1,945.56	3,522.58CR	24,112.19	23,932.82
30 -000-1040 CASH IN TEXPOOL	0.00	0.00	0.00	0.00	0.00
FUND 30 TOTAL	25,689.21	1,945.56	3,522.58CR	24,112.19	23,932.82
RECORDS MGT - DIST CLERK					
31 -000-1030 CASH IN BANK	1,012.17	791.50	71.70CR	1,731.97	1,337.49
31 -000-1040 CASH IN TEXPOOL	0.00	0.00	0.00	0.00	0.00
FUND 31 TOTAL	1,012.17	791.50	71.70CR	1,731.97	1,337.49

	BEGINNING BALANCE	TOTAL DEBITS	TOTAL CREDITS	ENDING BALANCE	AVERAGE DAILY BALANCE
SECURITY FUND					
32 -000-1030	94,393.54	3,369.93	4,487.28CR	93,276.19	93,887.18
32 -000-1040	5,000.90	2.48	2.66CR	5,000.72	5,000.55
FUND 32 TOTAL	99,394.44	3,372.41	4,489.94CR	98,276.91	98,887.73
APPELLATE JUDICIAL SYSTEM					
33 -000-1030	0.00	0.00	0.00	0.00	0.00
FUND 33 TOTAL	0.00	0.00	0.00	0.00	0.00
CHILD ABUSE PREVENTION					
34 -000-1030	4,633.19	217.00	0.00	4,850.19	4,741.37
FUND 34 TOTAL	4,633.19	217.00	0.00	4,850.19	4,741.37
CHILD WELFARE					
35 -000-1030	8,270.75	15.68	0.00	8,286.43	8,276.39
35 -000-1040	4,188.04	1.92	0.00	4,189.96	4,188.72
FUND 35 TOTAL	12,458.79	17.60	0.00	12,476.39	12,465.11
HISTORICAL COMMISSION					
36 -000-1030	18,308.58	2,426.03	355.54CR	20,379.07	19,074.49
36 -000-1040	3,495.42	1.74	0.00	3,497.16	3,496.05
FUND 36 TOTAL	21,804.00	2,427.77	355.54CR	23,876.23	22,570.54
MEDIATION FUND					
37 -000-1030	1,450.00	0.00	0.00	1,450.00	1,450.00
FUND 37 TOTAL	1,450.00	0.00	0.00	1,450.00	1,450.00
JURY					
38 -000-1030	0.00	0.00	0.00	0.00	0.00
FUND 38 TOTAL	0.00	0.00	0.00	0.00	0.00
HIGHWAY					
40 -000-1030	2,940.09CR	46,082.47	511,610.00CR	468,467.62CR	221,362.44CR
FUND 40 TOTAL	2,940.09CR	46,082.47	511,610.00CR	468,467.62CR	221,362.44CR

	BEGINNING BALANCE	TOTAL DEBITS	TOTAL CREDITS	ENDING BALANCE	AVERAGE DAILY BALANCE
ROAD & BRIDGE GEN NO. 1					
41 -000-1030 CASH IN BANK	56,929.26	419,139.10	151,687.98CR	324,380.38	197,475.76
41 -000-1040 CASH IN TEX POOL	14,967.01	7.15	0.00	14,974.16	14,969.61
FUND 41 TOTAL	71,896.27	419,146.25	151,687.98CR	339,354.54	212,445.37
ROAD & BRIDGE GEN NO. 2					
42 -000-1030 CASH IN BANK	43,725.32	443,361.60	123,506.24CR	363,580.68	199,110.64
42 -000-1040 CASH IN TEXPOOL	15,203.58	7.21	0.00	15,210.79	15,206.21
FUND 42 TOTAL	58,928.90	443,368.81	123,506.24CR	378,791.47	214,316.85
ROAD & BRIDGE GEN NO. 3					
43 -000-1030 CASH IN BANK	4,253.99CR	339,155.94	98,551.61CR	236,350.34	111,428.06
43 -000-1040 CASH IN TEX POOL	23,896.79	11.32	0.00	23,908.11	23,900.92
FUND 43 TOTAL	19,642.80	339,167.26	98,551.61CR	260,258.45	135,328.98
ROAD & BRIDGE GEN NO. 4					
44 -000-1030 CASH IN BANK	308,792.27	620,516.11	172,889.06CR	756,419.32	533,891.31
44 -000-1040 CASH IN TEX POOL	14,517.65	6.86	0.00	14,524.51	14,520.14
FUND 44 TOTAL	323,309.92	620,522.97	172,889.06CR	770,943.83	548,411.45
ROAD & BRIDGE LATERAL RD					
45 -000-1030 CASH IN BANK	0.00	21,267.09	0.00	21,267.09	18,030.79
FUND 45 TOTAL	0.00	21,267.09	0.00	21,267.09	18,030.79
PCT#1 BRIDGE REPLACEMENT					
46 -000-1030 CASH IN BANK	0.00	0.00	0.00	0.00	0.00
46 -000-1040 CASH IN TEX POOL	0.00	0.00	0.00	0.00	0.00
FUND 46 TOTAL	0.00	0.00	0.00	0.00	0.00
PCT#2 BRIDGE REPLACEMENT					
47 -000-1030 CASH IN BANK	0.00	0.00	0.00	0.00	0.00
47 -000-1040 CASH IN TEX POOL	0.00	0.00	0.00	0.00	0.00
FUND 47 TOTAL	0.00	0.00	0.00	0.00	0.00

	BEGINNING BALANCE	TOTAL DEBITS	TOTAL CREDITS	ENDING BALANCE	AVERAGE DAILY BALANCE
PCT#3 BRIDGE REPLACEMENT					
48 -000-1030 IN BANK	0.00	0.00	0.00	0.00	0.00
48 -000-1040 CASH IN TEX POOL	0.00	0.00	0.00	0.00	0.00
FUND 48 TOTAL	0.00	0.00	0.00	0.00	0.00
PCT#4 BRIDGE REPLACEMENT					
49 -000-1030 IN BANK	0.00	0.00	0.00	0.00	0.00
49 -000-1040 CASH IN TEX POOL	0.00	0.00	0.00	0.00	0.00
FUND 49 TOTAL	0.00	0.00	0.00	0.00	0.00
PCT#1 EQUIPMENT REPLACMNT					
50 -000-1030 IN BANK	0.00	20,000.00	20,009.67CR	9.67CR	5,004.36C
50 -000-1040 CASH IN TEX POOL	0.96	0.00	0.00	0.96	0.96
FUND 50 TOTAL	0.96	20,000.00	20,009.67CR	8.71CR	5,003.40C
PCT#2 EQUIPMENT REPLACMNT					
51 -000-1030 IN BANK	20,129.45	20,055.78	0.00	40,185.23	29,927.91
51 -000-1040 CASH IN TEX POOL	0.78	0.00	0.00	0.78	0.78
FUND 51 TOTAL	20,130.23	20,055.78	0.00	40,186.01	29,928.69
PCT#3 EQUIPMENT REPLACMNT					
52 -000-1030 IN BANK	0.14CR	20,017.63	0.00	20,017.49	9,784.60
52 -000-1040 CASH IN TEX POOL	0.13	0.00	0.00	0.13	0.13
FUND 52 TOTAL	0.01CR	20,017.63	0.00	20,017.62	9,784.73
PCT#4 EQUIPMENT REPLACMNT					
53 -000-1030 IN BANK	3,461.55	20,024.19	0.00	23,485.74	13,248.65
53 -000-1040 CASH IN TEX POOL	4,727.70	2.25	0.00	4,729.95	4,728.52
FUND 53 TOTAL	8,189.25	20,026.44	0.00	28,215.69	17,977.17
COMMUNITY DEVELOPMNT GRNT					
55 -000-1050 CASH-COMMUNITY A	0.00	35,925.70	35,925.70CR	0.00	0.00
FUND 55 TOTAL	0.00	35,925.70	35,925.70CR	0.00	0.00



FUND	BEGINNING BALANCE	TOTAL DEBITS	TOTAL CREDITS	ENDING BALANCE	AVERAGE DAILY BALANCE
MAURITZ CAMP FUND					
56 -000-1030	9,279.10	668.43	0.00	9,947.53	9,313.72
56 -000-1040	941.82	0.39	0.00	942.21	942.00
FUND 56 TOTAL	10,220.92	668.82	0.00	10,889.74	10,255.72
ABANDONED MOTOR VEHICLE					
57 -000-1030	616.59CR	6,771.39	2,055.84CR	4,098.96	3,837.02
57 -000-1040	4,122.88	1.91	1.96CR	4,122.83	4,122.62
57 -000-1055	6,488.64	0.00	6,117.39CR	371.25	1,568.13
FUND 57 TOTAL	9,994.93	6,773.30	8,175.19CR	8,593.04	9,527.77
RECYCLING GRANT					
58 -000-1030	0.00	0.00	0.00	0.00	0.00
FUND 58 TOTAL	0.00	0.00	0.00	0.00	0.00
TIFB GRANT					
59 -000-1030	0.00	0.00	0.00	0.00	0.00
FUND 59 TOTAL	0.00	0.00	0.00	0.00	0.00
COASTAL IMPCT ASSISTANCE					
72 -000-1030	8,874.82	527.27	0.00	9,402.09	9,321.85
FUND 72 TOTAL	8,874.82	527.27	0.00	9,402.09	9,321.85
AIRPORT					
80 -000-1030	21,300.52	5,929.28	23,510.18CR	3,719.62	14,275.48
80 -000-1032	377.86	1,740.50	1,859.81CR	258.55	209.45
80 -000-1040	4,965.73	2.48	0.00	4,968.21	4,966.65
FUND 80 TOTAL	26,644.11	7,672.26	25,369.99CR	8,946.38	19,451.58
JAIL COMMISSARY					
81 -000-1030	456.23CR	3,087.72	2,060.09CR	571.40	99.11CR
81 -000-1040	3,273.47	1.38	2,000.00CR	1,274.85	2,426.24
FUND 81 TOTAL	2,817.24	3,089.10	4,060.09CR	1,846.25	2,327.13

	BEGINNING BALANCE	TOTAL DEBITS	TOTAL CREDITS	ENDING BALANCE	AVERAGE DAILY BALANCE
PASSPORT PICTURE FUND					
82 -000-1030 CASH IN BANK	0.00	0.00	0.00	0.00	0.00
FUND 82 TOTAL	0.00	0.00	0.00	0.00	0.00
STATE FEES					
88 -000-1030 CASH IN BANK	134,062.52	141,307.12	203,099.03CR	72,270.61	66,628.64
FUND 88 TOTAL	134,062.52	141,307.12	203,099.03CR	72,270.61	66,628.64
TRUST INVESTMENT					
89 -000-1020 CASH- WTLBREEZE	0.00	0.00	0.00	0.00	0.00
89 -000-1030 CASH IN BANK	0.00	3,224.12	3,224.12CR	0.00	35.04
89 -000-1040 CASH IN TEXPOOL	84,839.30	39.53	3,224.12CR	81,654.71	83,277.01
FUND 89 TOTAL	84,839.30	3,263.65	6,448.24CR	81,654.71	83,312.05
DISTRICT CLERK RESRV ACCT					
90 -000-1030 CASH IN BANK	24,289.38	113.89	260.00CR	24,143.27	24,239.88
90 -000-1040 CASH IN TEXPOOL	0.00	0.00	0.00	0.00	0.00
FUND 90 TOTAL	24,289.38	113.89	260.00CR	24,143.27	24,239.88
CNTYWIDE DRAINAGE DIST					
92 -000-1030 CASH IN BANK	0.00	179,681.10	115,825.15CR	63,855.95	31,404.47
92 -000-1040 CASH IN TEXPOOL	0.00	0.00	0.00	0.00	0.00
FUND 92 TOTAL	0.00	179,681.10	115,825.15CR	63,855.95	31,404.47
OFFICE FEE ACCOUNT					
93 -000-1030 CASH IN BANK	0.00	0.00	0.00	0.00	0.00
FUND 93 TOTAL	0.00	0.00	0.00	0.00	0.00
OMNIBASE COLLECTION					
94 -000-1030 FUND CASH IN BANK	0.00	0.00	0.00	0.00	0.00
FUND 94 TOTAL	0.00	0.00	0.00	0.00	0.00
REPORT TOTALS	7,973,915.33	4,035,481.84	4,732,412.43CR	7,276,984.74	7,578,136.44

<u>INVESTMENTS</u>		09/30/2010			12/31/2010		
NAME	ACCT #	BALANCE	INTEREST	DEPOSIT	WITHDRAW	BALANCE	
Road & Bridge Precinct #1	1100	14,967.01	7.15	0.00	0.00	14,974.16	
Road & Bridge Precinct #2	1200	15,203.58	7.21	0.00	0.00	15,210.79	
Road & Bridge Precinct #3	1300	23,896.79	11.32	0.00	0.00	23,908.11	
Road & Bridge Precinct #4	1400	14,517.65	6.86	0.00	0.00	14,524.51	
General	1500	245,465.40	116.04	10.11	0.00	245,591.55	
Historical Commission	1700	3,495.42	1.74	0.00	0.00	3,497.16	
Child Welfare	1800	4,188.04	1.92	0.00	0.00	4,189.96	
Sales Tax	2500	4,775.72	2.27	0.00	0.00	4,777.99	
Brackenridge School	4200	2,119.34	0.92	0.00	0.00	2,120.26	
Sheriff Forfeiture	4600	5,630.22	2.64	0.00	0.00	5,632.86	
District Attorney Forfeiture	4700	9,015.96	4.34	0.00	0.00	9,020.30	
Security Fund	5100	5,000.90	2.48	0.00	2.66	5,000.72	
Juvenile Probation Grants	5300	2,077.50	0.92	0.00	0.00	2,078.42	
Permanent Improvement	5500	1,024.80	0.68	0.00	0.00	1,025.48	
Abandoned Motor Vehicle	5700	4,122.88	1.91	0.00	1.96	4,122.83	
Records Management (Clerk only)	5800	2,600.51	1.04	0.00	1.23	2,600.32	
Airport	6000	4,965.73	2.48	0.00	0.00	4,968.21	
Health	6200	4,674.66	2.18	0.00	2.41	4,674.43	
Jail Commissary	6300	3,273.47	1.38	0.00	2,000.00	1,274.85	
Commissary Telephone	6400	4,000.63	1.84	0.00	1.85	4,000.62	
Boys Scouts/Camp Mauritz	7100	941.82	0.39	0.00	0.00	942.21	
Moore Seizure	7104	2,460.09	0.99	0.00	0.00	2,461.08	
Ramirez Seizure	7105	4,835.94	2.34	0.00	0.00	4,838.28	
DeLeon Seizure	7203	1,858.64	0.92	0.00	0.00	1,859.56	
McMahan Seizure	7205	3,223.20	0.92	0.00	3,224.12	0.00	
Rojas Seizure	7210	10,868.88	5.22	0.00	0.00	10,874.10	
Ewing Seizure	7213	10,676.43	5.16	0.00	0.00	10,681.59	
Valdovinos-Rosas Seizure	7215	942.39	0.39	0.00	0.00	942.78	
Alanis Seizure	7216	0.00	0.00	0.00	0.00	0.00	
Roman Seizure	7301	5,244.69	2.52	0.00	0.00	5,247.21	
Barron Seizure	7308	4,952.70	2.48	0.00	0.00	4,955.18	
Guerrero Seizure	7309	15,251.79	7.25	0.00	0.00	15,259.04	
Newton Seizure	7310	4,931.04	2.46	0.00	0.00	4,933.50	
Marks Seizure	7313	5,523.13	2.55	0.00	0.00	5,525.68	
Binning Heirs Trust Cause #4563	7406	2,216.30	0.92	0.00	0.00	2,217.22	
Cordele Church & Cemetery	7502	11,506.18	5.41	0.00	0.00	11,511.59	
L. N. Bannert Trust	7503	347.90	0.00	0.00	0.00	347.90	
Pct #1 Equipment Purchase	8500	0.96	0.00	0.00	0.00	0.96	
Pct #2 Equipment Purchase	8600	0.78	0.00	0.00	0.00	0.78	
Pct #3 Equipment Purchase	8700	0.13	0.00	0.00	0.00	0.13	
Pct #4 Equipment Purchase	8800	4,727.70	2.25	0.00	0.00	4,729.95	
<b>TEXPOOL TOTAL</b>		<b>465,526.90</b>	<b>219.49</b>	<b>10.11</b>	<b>5,234.23</b>	<b>460,522.27</b>	

Texas CLASS	502,063.95	313.16	0.00	0.00	0.00	502,377.11
Transfer Station Certificate of Deposit Prosperity	17,380.38	36.83	0.00	0.00	0.00	17,417.21
DEPOSITORY BANK ACCOUNT INTEREST	13,167.66	11,349.07	0.00	0.00	0.00	5,902.94
Cafeteria (Flexible Spending) Account		0.00	0.00	0.00	7,264.72	